

Report on the Central Government Debt as of 31 March 2017

Total Central Government debt, as of 31 March 2017, was 2.482,99 million euro or 57,76% GDP-a. Foreign debt was 2.001,67 million euro, while the foreign debt was 481,32 million eur and deposit amounted 61,75 million eur.

Table 1: Central Government debt stock as of

	31.12.2016.	31.03.2017.
Total Central Government Debt	2.402,96	2.482,99
TOTAL Central Government Debt/GDP	60,77 %	57,76 %
Deposits	47,36	61,75
Total Central Government debt (including deposits)	2.355,62	2.421,24
TOTAL Central Government Debt (including deposits) / GDP	59,57%	56,32%

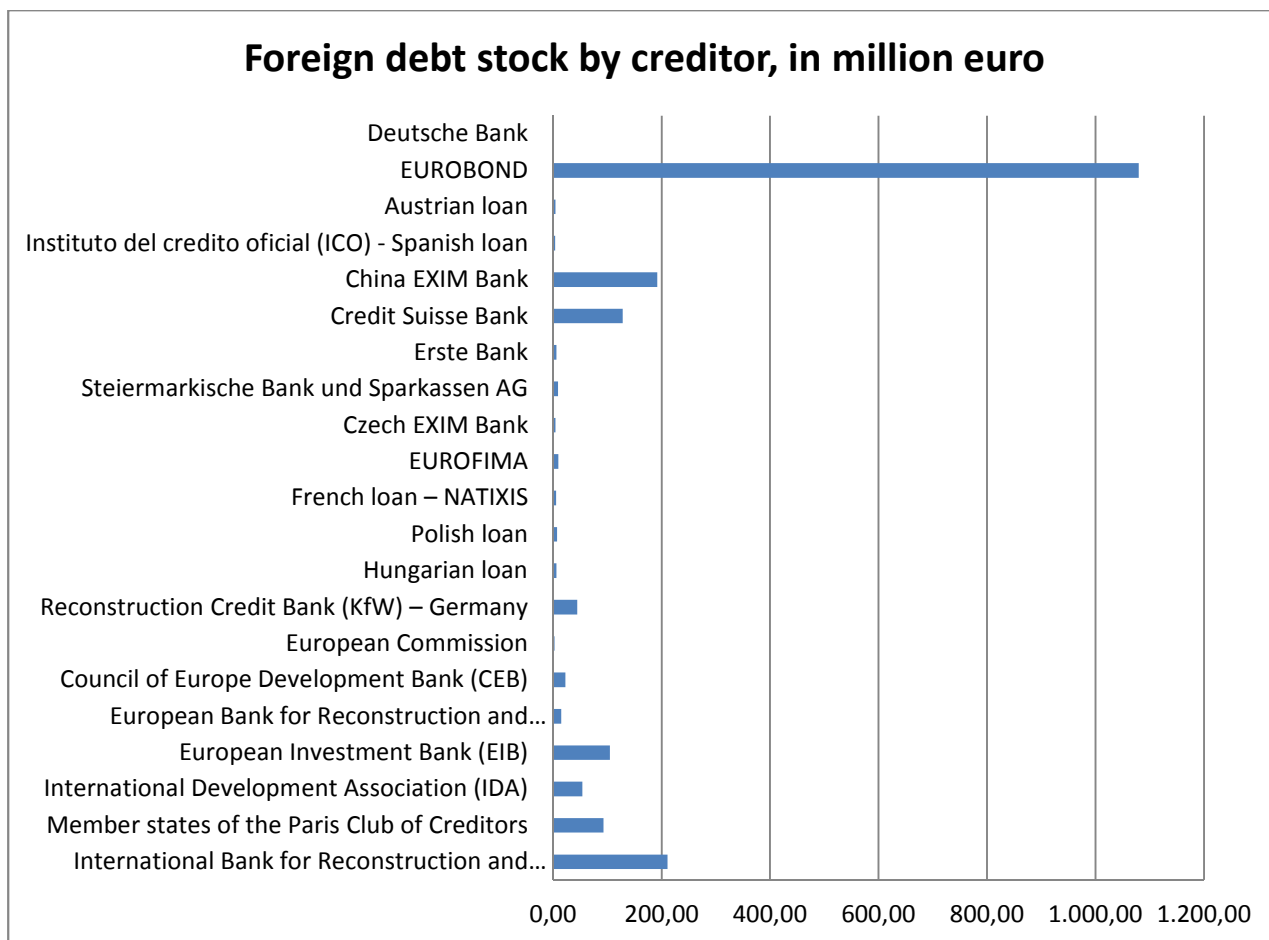
Table 2: Foreign debt stock

	31.12.2016.	31.03.2017.
GDP	3.954,00	4.299,00
Creditor	Debt stock	Debt stock
International Bank for Reconstruction and Development (IBRD)	210,98	211,15
Member states of the Paris Club of Creditors	95,55	92,80
International Development Association (IDA)	54,26	53,63
European Investment Bank (EIB)	105,39	104,53
European Bank for Reconstruction and Development (EBRD)	14,71	14,71
Council of Europe Development Bank (CEB)	17,68	22,53
European Commission	2,80	2,60
Reconstruction Credit Bank (KfW) – Germany	42,17	44,19
Hungarian loan	6,76	6,27
Polish loan	6,94	6,94
French loan – NATIXIS	5,56	5,51
EUROFIMA	13,50	9,35
Czech EXIM Bank	4,36	4,36
Steiermarkische Bank und Sparkassen AG	9,90	8,80
Erste Bank	6,00	6,00
Credit Suisse Bank	128,00	128,00
China EXIM Bank	189,39	192,09
Instituto del credito oficial (ICO) - Spanish loan	3,85	3,85
Austrian loan	4,98	4,37
EUROBOND	1.080,00	1.080,00
Deutsche Bank	0,00	0,00
Foreign Debt	2.002,76	2.001,67
Foreign Debt/GDP	50,65 %	46,56 %

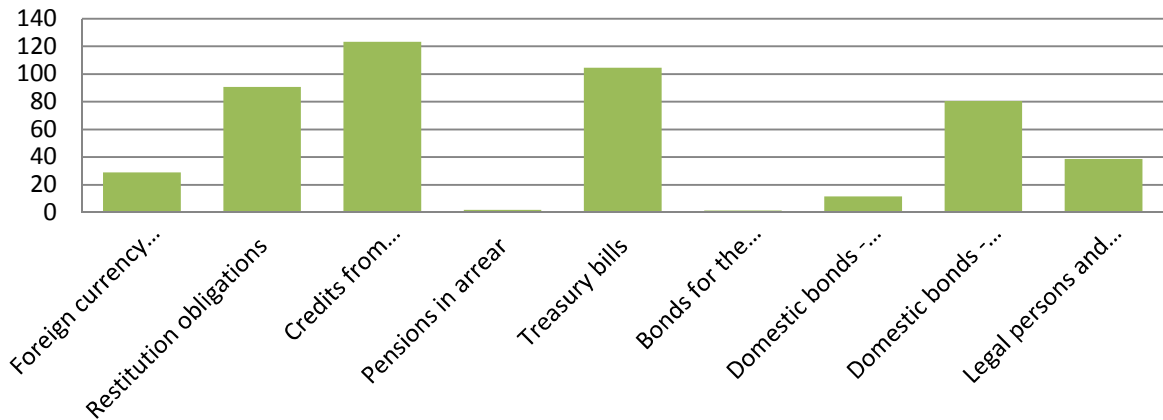
Table 3: Domestic debt stock

31.12.2016. 31.03.2017

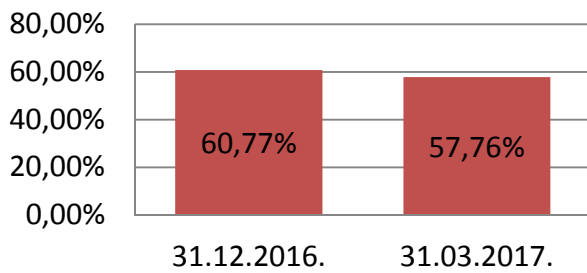
GDP	3.954,00	4.299,00
Creditor	Debt stock	Debt stock
Foreign currency savings	29,45	29,03
Restitution obligations	91,02	90,62
Credits from commercial banks	60,55	123,34
Pensions in arrear	1,93	1,79
Treasury bills	77,71	104,53
Bonds for the Labor Fund	1,37	1,37
Domestic bonds - GB14	17,17	11,59
Domestic bonds - GB16	80,41	80,41
Legal persons and business organizations	40,59	38,64
Domestic debt	400,20	481,32
Domestic debt/GDP	10,12%	11,20 %



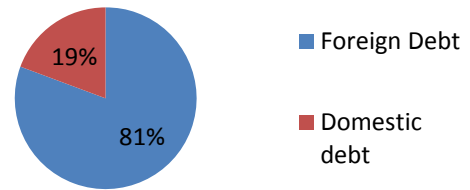
Internal debt stock by creditor, in million euro



Total Central Government Debt/GDP



Share of foreign and domestic debt



Trends of foreign, domestic debt and deposits as % of GDP

