

**FINALNI IZVJEŠTAJ
O
IMPLEMENTACIJI IPARD II PROGRAMA
U CRNOJ GORI**

(U skladu sa članom 59 Sektorskog sporazuma)

Datum: 26.06.2025

Contents

SKRAĆENICE	3
TABELE I GRAFIKONI	3
1. REZIME	8
2. UVOD	10
CILJ IPARD II PROGRAMA.....	10
GEOGRAFSKO PODRUČJE OBUHVAĆENO IPARD II PROGRAMOM	12
PERIOD IMPLEMENTACIJE PROGRAMA	12
PRAVNA OSNOVA I INSTITUCIONALNI OKVIR	12
NAPREDAK U PROCESU PRIDRUŽIVANJA EU	13
3. OPŠTI USLOVI, DRUŠTVENI I PRIVREDNI AMBIJENT	15
AKTIVNOSTI PREDUZETE TOKOM COVID-19 I POSLIJE COVID-A 19	18
4. MAKROEKONOMSKI TRENDOVI, STRUKTURNE KARAKTERISTIKE EKONOMIJE	19
5. NAPREDAK U IMPLEMENTACIJI PRIORITETNIH MJERA PROGRAMA	20
SPROVOĐENJE MJERE 1 – INVESTICIJE U FIZIČKI KAPITAL POLJOPRIVREDNIH GAZDINSTAVA	22
SPROVOĐENJE MJERE 3 – INVESTICIJE U FIZIČKI KAPITAL VEZANO ZA PRERADU I MARKETING POLJOPRIVREDNIH I RIBLIH PROIZVODA	26
SPROVOĐENJE MJERE 7 – DIVERZIFIKACIJA GAZDINSTVA I RAZVOJ POSLOVANJA	30
PERIOD REALIZACIJE PROJEKATA.....	30
IZVOR FINANSIRANJA.....	31
REGIONALNA RASPODJELA SREDSTAVA PODRŠKE.....	31
MLADI KORISINICI	32
ŽENE KORISNICE	32
UVOĐENJE AVANSNOG I FAZNOG PLAĆANJA.....	33
PRODUŽENJE KORIŠĆENJA FINANSIJSKIH SREDSTAVA ZA IPARD BUDŽETSKU 2020. GODINU (N+4)	34
POVLAČENJE NEISKORIŠĆENIH SREDSTAVA EU	34
POVRAĆAJ ISPLAĆENIH SREDSTAVA	34
6. PREDUZETI KORACI UPRAVLJAČKOG TIJELA, IPARD AGENCIJE I IPARD ODBORA ZA NADGLEDANJE U CILJU POTVRĐIVANJA KVALITETA I EFIKASNOSTI IMPLEMENTACIJE PROGRAMA	35
UPRAVLJAČKO TIJELO	35
PROGRAMIRANJE	36
MONITORING I EVALUACIJA	37
KOORDINACIJA I ODNOSI S JAVNOŠĆU, IMPLEMENTACIJA KOMUNIKACIONOG PLANA	38
IPARD AGENCIJA	39
PREGLED REZULTATA KONTROLE IZVRŠENIH PO MJERI I OTKRIVENIH NEPRAVILNOSTI.....	40
7. GLAVNE AKTIVNOSTI UPRAVLJAČKE STRUKTURE	40
8. GLAVNE AKTIVNOSTI REVIZORSKOG TIJELA	46
9. PREDUZETI KORACI U CILJU POTVRĐIVANJA KOORDINACIJE SA DRUGIM PODRŠKAMA PRETPRISTUPNE POMOĆI EU, U SKLADU SA ČLANOM 4 SEKTORSKOG SPORAZUMA	46
KRITERIJUMI RAZGRANIČENJA IPARD II SA PODRŠKOM U OKVIRU DRUGIH IPA II OBLASTI POLITIKA	46
KOMPLEMENTARNOST IPARD II SA DRUGIM OBLICIMA FINANSIRANJA I NACIONALNIM ŠEMAMA PLAĆANJA	47
10. FINANSIJSKA IMPLEMENTACIJA PROGRAMA I INDIKATORI UČINKA	48
ISPLATA PO SEKTORIMA I MJERAMA	48
INDIKATORI UČINKA	49
11. IZAZOVI TOKOM IMPLEMENTACIJE – KRATAK PREGLED SVIH ZNAČAJNIH IZAZOVA, KOJI SU SE POJAVILI TOKOM IMPLEMENTACIJE PROGRAMA	53
AKTIVNOSTI IPARD II ODBORA ZA NADGLEDANJE	53
KLUJUČNE AKTIVNOSTI ZA SUOČAVANJE SA IZAZOVIMA	53
KORIŠĆENJE MJERE 9 - TEHNIČKA POMOĆ.....	54
12. ZAKLJUČCI U VEZI IMPLEMENTACIJE PROGRAMA ZA PERIOD 2014-2020	55
ANEKS I - LISTA PRIHVATLJIVIH TROŠKOVA PO KODOVIMA SA IZNOSOM PODRŠKE	56
ANEKS II – PODRŠKA IPARD II PROGRAMA PO OPŠTINAMA	65

SKRAĆENICE

BDV	Bruto dodata vrijednost
GJR	Godišnja jedinica rada
GSAA	Sistem plaćanja direktnih plaćanja
DG Agri	Generalni direktorat za poljoprivredu u okviru Evropske komisije
EU	Evropska unija
EUR	Euro, valuta
IAKS	Sistem kontrole i identifikacije
IPA	Instrument pretpristupne pomoći
IPARD	Instrument pretpristupne pomoći za ruralni razvoj
IT	Informativna tehnologija
JP	Javni poziv
LAU1	Jedinica lokalne uprave - opština
LAU2	Jedinica lokalne uprave - naselja
LPIŠ	Sistem identifikacije zemljišnih parcela
MONSTAT	Zavod za statistiku Crne Gore
MIDAS	Jačanje institucionalnog razvoja i poljoprivrede-projekat Svjetske banke
Mjera 1	Investicije u fizički kapital za poljoprivredna gazdinstva
Mjera 3	Investicije u fizički kapital za preradu i marketing poljoprivrednih i ribljih proizvoda
Mjera 4	Agroekološke mjere
Mjera 6	Podrška ruralnoj javnoj infrastrukturi
Mjera 7	Diversifikacija gazdinstva i razvoj poslovanja
Mjera 9	Tehnička pomoć
MPŠV	Ministarstvo poljoprivrede, šumarstva i vodoprivrede
N	Godina
NAO	Nacionalni službenik za ovjeravanje
NUTS	Nomenklatura teritorijalne jedinice za statistiku
PDV	Porez na dodatu vrijednost
SIZEP	Sistem identifikacije zemljišnih parcela Crne Gore
SMTK	Standardna međunarodna trgovinska klasifikacija
FADN	Sistem omrežavanja podataka i računovodstva na gazdinstvu
HA	Hektar
CG	Crna Gora
CMO	Zajedničke organizacije proizvođača
%	Procenat

TABELE I GRAFIKONI

Tabela 1:	Ciljevi i mjere IPARD II programa 2014-2020
Tabela 2:	Strukture, organi i tijela sistema interne kontrole sa glavnim funkcijama za IPARD II program
Tabela 3:	Poljoprivredna gazdinstva prema korišćenom poljoprivrednom zemljištu i broju stoke i živine
Tabela 4:	Broj poljoprivrednih gazdinstava, korišćeno poljoprivredno zemljište (bez katuna i komuna), brojno stanje stoke, živine i košnica pčela, po opštinama
Tabela 5:	Nosilac i menadžer prema polu, starosti i veličini razreda korišćenog poljoprivrednog zemljišta (bez katuna i komuna)
Tabela 6:	Obrazovanje menadžera prema veličini poljoprivrednog zemljišta
Tabela 7:	Poljoprivredna gazdinstva prema veličini razreda uslovnog grla
Tabela 8:	Pokazatelji poljoprivredne proizvodnje u godinama implementacije IPARD-a
Tabela 9:	Trgovina poljoprivrednim proizvodima, po odsjeku SMTK
Tabela 10:	Uvoz poljoprivrednih proizvoda po odsjeku SMTK ¹
Tabela 11:	Izvoz poljoprivrednih proizvoda po odsjeku SMTK
Tabela 12:	Broj javnih poziva po godinama
Tabela 13:	Trajanje javnih poziva po godinama
Tabela 14:	Sprovođenje Mjere 1 po Javnim pozivima
Tabela 15:	Sprovođenje Mjere 1 po sektorima
Tabela 16:	Javna podrška po Javnim pozivima po godinama za Mjeru 1

¹ Standardna međunarodna trgovinska klasifikacija

Tabela 17:	EU podrška po Javnim pozivima po godinama za Mjeru 1
Tabela 18:	Regionalna raspodjela sredstava podrške za Mjeru 1
Tabela 19:	Vrsta nabavke kroz Mjeru 1
Tabela 20:	Nabavka traktora po javnim pozivima
Tabela 21:	Podrška mladim korisici po javnim pozivima za Mjeru 1
Tabela 22:	Podrška ženama po javnim pozivima kroz Mjeru 1
Tabela 23:	Sprovođenje Mjere 3 po Javnim pozivima
Tabela 24:	Sprovođenje Mjere 3 po sektorima
Tabela 25:	Javna podrška po Javnim pozivima po godinama za mjeru 3
Tabela 26:	Javna podrška po Javnim pozivima po godinama za mjeru 3
Tabela 27:	Regionalna raspodjela sredstava podrške za Mjeru 3
Tabela 28:	Vrste investicija kroz Mjeru 3
Tabela 29:	Podrška mladim korisnicima po javnim pozivima za Mjeru 3
Tabela 30:	Podrška ženama po javnim pozivima kroz Mjeru 3
Tabela 31:	Period realizacije projekata
Tabela 32:	Vrsta finansijskih sredstava korisnika
Tabela 33:	Regionalna raspodjela sredstava podrške
Tabela 34:	Mladi korisnici
Tabela 35:	Podrška žena po javnim pozivima
Tabela 36:	Iznos avansnog plaćanja
Tabela 37:	Iznos faznog plaćanja
Tabela 38:	Povraćaj isplaćenih sredstava
Tabela 39:	Informativna kampanja za IPARD II programa
Tabela 40:	Broj tv priloga, novinskih članaka i objava na portalima
Tabela 41:	Broj aktivnosti po godinama
Tabela 42:	Komplementarnost IPARD II sa nacionalnim šemama plaćanja
Tabela 43:	Ukupna podrška isplaćenih projekata po mjerama i sektorima
Tabela 44:	Iznos podrške po sektorima i mjerama
Tabela 45:	Indikatori učinka IPARD II programa
Tabela 46:	Pokazatelji učinka EU podrške po godinama
Tabela 47:	Pokazatelji učinka javne podrške po godinama
Tabela 48:	Aneks I – Lista prihvatljivih troškova po kodovima sa iznosom podrške Podrška korisnicima IPARD II programa po opštinama
	Opština Andrijevica
Tabela 49:	Podrška po mjerama
Tabela 50:	Sektori podrške
Tabela 51:	Mladi korisnici
Tabela 52:	Žene korisnice
Tabela 53:	Nabavka traktora Opština Bar
Tabela 54:	Podrška po mjerama
Tabela 55:	Sektori podrške
Tabela 56:	Mladi korisnici
Tabela 57:	Žene korisnice
Tabela 58:	Nabavka traktora Opština Berane
Tabela 59:	Podrška po mjerama
Tabela 60:	Sektori podrške
Tabela 61:	Mladi korisnici
Tabela 62:	Žene korisnice
Tabela 63:	Nabavka traktora Opština Bijelo Polje
Tabela 64:	Podrška po mjerama
Tabela 65:	Sektori podrške
Tabela 66:	Mladi korisnici
Tabela 67:	Žene korisnice
Tabela 68:	Nabavka traktora Opština Budva
Tabela 69:	Podrška po mjerama

Tabela 70: Sektori podrške
Tabela 71: Mladi korisnici
Tabela 72: Žene korisnice
Tabela 73: Nabavka traktora
Opština Cetinje
Tabela 74: Podrška po mjerama
Tabela 75: Sektori podrške
Tabela 76: Mladi korisnici
Tabela 77: Žene korisnice
Tabela 78: Nabavka traktora
Opština Danilovgrad
Tabela 79: Podrška po mjerama
Tabela 80: Sektori podrške
Tabela 81: Mladi korisnici
Tabela 82: Žene korisnice
Tabela 83: Nabavka traktora
Opština Gusinje
Tabela 84: Podrška po mjerama
Tabela 85: Sektori podrške
Tabela 86: Mladi korisnici
Tabela 87: Žene korisnice
Tabela 88: Nabavka traktora
Opština Herceg Novi
Tabela 89: Podrška po mjerama
Tabela 90: Sektori podrške
Tabela 91: Mladi korisnici
Tabela 92: Žene korisnice
Tabela 93: Nabavka traktora
Opština Kolašina
Tabela 94: Podrška po mjerama
Tabela 95: Sektori podrške
Tabela 96: Mladi korisnici
Tabela 97: Žene korisnice
Tabela 98: Nabavka traktora
Opština Kotor
Tabela 99: Podrška po mjerama
Tabela 100: Sektori podrške
Tabela 101: Mladi korisnici
Tabela 102: Žene korisnice
Tabela 103: Nabavka traktora
Opština Mojkovac
Tabela 104: Podrška po mjerama
Tabela 105: Sektori podrške
Tabela 106: Mladi korisnici
Tabela 107: Žene korisnice
Tabela 108: Nabavka traktora
Opština Nikšić
Tabela 109: Podrška po mjerama
Tabela 110: Sektori podrške
Tabela 111: Mladi korisnici
Tabela 112: Žene korisnice
Tabela 113: Nabavka traktora
Opština Petnjica
Tabela 114: Podrška po mjerama
Tabela 115: Sektori podrške
Tabela 116: Mladi korisnici
Tabela 117: Žene korisnice
Tabela 118: Nabavka traktora
Opština Plav

Tabela 119: Podrška po mjerama
Tabela 120: Sektori podrške
Tabela 121: Mladi korisnici
Tabela 122: Žene korisnice
Tabela 123: Nabavka traktora
Opština Pljevlja
Tabela 124: Podrška po mjerama
Tabela 125: Sektori podrške
Tabela 126: Mladi korisnici
Tabela 127: Žene korisnice
Tabela 128: Nabavka traktora
Opština Plužine
Tabela 129: Podrška po mjerama
Tabela 130: Sektori podrške
Tabela 131: Mladi korisnici
Tabela 132: Žene korisnice
Tabela 133: Nabavka traktora
Opština Podgorica
Tabela 134: Podrška po mjerama
Tabela 135: Sektori podrške
Tabela 136: Mladi korisnici
Tabela 137: Žene korisnice
Tabela 138: Nabavka traktora
Opština Rožaje
Tabela 139: Podrška po mjerama
Tabela 140: Sektori podrške
Tabela 141: Mladi korisnici
Tabela 142: Žene korisnice
Tabela 143: Nabavka traktora
Opština Šavnik
Tabela 144: Podrška po mjerama
Tabela 145: Sektori podrške
Tabela 146: Mladi korisnici
Tabela 147: Žene korisnice
Tabela 148: Nabavka traktora
Opština Tivat
Tabela 149: Podrška po mjerama
Tabela 150: Sektori podrške
Tabela 151: Mladi korisnici
Tabela 152: Žene korisnice
Tabela 153: Nabavka traktora
Opština Tuzi
Tabela 154: Podrška po mjerama
Tabela 155: Sektori podrške
Tabela 156: Mladi korisnici
Tabela 157: Žene korisnice
Tabela 158: Nabavka traktora
Opština Ulcinj
Tabela 159: Podrška po mjerama
Tabela 160: Sektori podrške
Tabela 161: Mladi korisnici
Tabela 162: Žene korisnice
Tabela 163: Nabavka traktora
Opština Žabljak
Tabela 164: Podrška po mjerama
Tabela 165: Sektori podrške
Tabela 166: Mladi korisnici
Tabela 167: Žene korisnice
Tabela 168: Nabavka traktora

	Opština Zeta
Tabela 169:	Podrška po mjerama
Tabela 170:	Sektori podrške
Tabela 171:	Mladi korisnici
Tabela 172:	Žene korisnice
Tabela 173:	Nabavka traktora
Tabela 174:	Broj anketiranih kroz privremene evaluacije IPARD II programa
Tabela 175:	Tehnička efikasnost, broj projekata, 31.12.2020, Evaluacija
Tabela 176:	Finansijaska efikasnost, EUR, 31.12.2020, Evaluacija
Tabela 177:	Stopa efektivnosti IPARD-a za Mjeru 1 i Mjeru 3.
Grafikon 1:	Iskorišćenost EU sredstava
Grafikon 2:	Broj aplikacija po javnim pozivima za Mjeru 1
Grafikon 3:	Broj apliciranih, ugovorenih i isplaćenih projekata za Mjeru 1 po sektorima
Grafikon 4:	Broj aplikacija po javnim pozivima za Mjeru 3
Grafikon 5:	Broj apliciranih, ugovorenih i isplaćenih projekata za Mjeru 3 po sektorima

1. REZIME

Program razvoja poljoprivrede i ruralnih područja Crne Gore u okviru IPARD II 2014-2020 (IPARD II program) predstavljao je jedan od preduslova za korišćenje evropskih pretprijetnih sredstava kroz IPA II – oblast politike poljoprivrede i ruralnog razvoja, a koji je pripremljen od strane Upravljačkog tijela u bliskoj saradnji sa IPARD Agencijom i drugim stajholderima.

Cilj IPARD II programa je restrukturiranje i modernizacija poljoprivrednog i prerađivačkog sektora, kako bi poljoprivredna gazdinstva i prerađivački sektor bili konkurentniji, samim tim spremniji za ulazak u EU i korišćenje fondova EU, obezbjeđivanje održivog gazdovanja prirodnim resursima i dostizanje ujednačenog teritorijalnog razvoja ruralnih ekonomija i zajednica, uključujući otvaranje novih i zadržavanje postojećih radnih mjesta.

Za programski period 2014-2020 Crnoj Gori je bilo na raspolaganju 39 miliona EUR bespovratne finansijske pomoći. Dodjela bespovratnih sredstava podrške krajnim korisnicima isplaćivalo se shodno definisanim kriterijumima i u okviru procenta podrške u odnosu na mjeru i u zavisnosti od vrste investicije i geografskog položaja poljoprivrednog gazdinstva i lokacije investicije.

Mjere definisane u IPARD II programu su izabrane na osnovu rezultata sektorskih analiza. Cilj odabranih mjera je bilo poboljšanje konkurentnosti, povećanje dodate vrijednosti proizvoda, otvaranje novih radnih mjesta, poboljšanje uslova života u ruralnim područjima, kao i povezanost sa turizmom.

IPARD II program je po prvi put usvojen 2015. godine, a do kraja programskog perioda implementacije izmijenjen je 7 puta.

Finansijski sporazum sa Evropskom komisijom potpisan 2017. godine dok su prva dva Javna poziva objavljena tokom 2018. godine i to za Mjera 1 i Mjera 3, nakon završetka procesa povjerenja zadataka izvršenja budžeta - akreditacije za ove dvije mjere. Naime, od 2018. godine do kraja programskog perioda implementacije Ministarstvo poljoprivrede, šumarstva i vodoprivrede/Direktorat za plaćanja je objavilo 11 Javnih poziva, pet za Mjeru 1, pet za Mjeru 3 i jedan javni poziv za Mjeru 7.

Uvođenjem mogućnosti avansnog plaćanja za korisnike, a kasnije i faznog plaćanja, ubrzalo se proces implementacije IPARD II programa, što na kraju za rezultat imamo veliki procenat iskorišćenosti finansijske bespovratne podrške, pogotovo u zadnje dvije godine implementacije IPARD II programa.

Takođe, 2022. godine je omogućeno svim korisnicima IPARD finansijske pomoći retroaktivni povraćaj PDV-a. Isto tako, dobijanjem mogućnosti implementacije IPARD II programa tokom 2024. godine je omogućena veća iskorišćenost bespovratnih EU sredstava, što se ispostavilo opravdanim zahtjev Crne Gore prema DG Agri-ju.

Sveukupno, situacija je doprinjela povećanju povjerenja IPARD korisnika i potencijalnih korisnika već započetog IPARD III programa.

Ukupno je za podršku iz IPARD II programa apliciralo 1.495 aplikanta, 1.187 aplikacija kroz Mjeru 1, 206 kroz Mjeru 3 i 102 aplikacije kroz Mjeru 7.

Od ukupnog broja aplikacija ugovoreno je 929 projekata, 777 kroz Mjeru 1, 118 kroz Mjeru 3 i 25 projekata kroz Mjeru 7.

Investicije realizovane kroz IPARD II program iznose 77.685.961 EUR, od kojeg iznosa kroz Mjeru 1 je realizovano 39.368.762 EUR, kroz Mjeru 3 je realizovano 36.417.720 EUR i kroz Mjeru 7 iznos od 1.899.480 EUR.

Ukupno je kroz IPARD II program isplaćeno javne podrške u iznosu od 46.411.810 EUR, od čega EU sredstava u iznosu od 34.808.856 EUR i nacionalne podrške u iznosu od 11.602.954 EUR, za 748 projekata.

Kroz avansno i fazno plaćanje je ukupno isplaćen iznos od 9.831.251 EUR ili 21,18% od ukupne javne podrške.

Najviše je kroz Mjeru 1 isplaćeno za sektor mlijeka i to iznos od 8.570.007 EUR EU sredstava, zatim sektor voća i povrća u iznosu od 6.572.612 EUR EU sredstava, slijedi sektor proizvodnje jaja u iznosu od 1.945.383 EUR, te sektor mesa u iznosu od 1.810.312 EUR, dok je manja podrška isplaćena sektoru vinogradarstva, pčelarstva i ribarstva i akvakulture.

Kroz Mjeru 3 je isplaćeno najviše kroz sektor prerade mesa u iznosu od 6.299.665 EUR, zatim sektor prerade voća i povrća u iznosu od 4.299.407 EUR, sektor vina u iznosu od 2.089.781 EUR, dok je manja podrška išla prema sektoru maslinarstva i prerade mlijeka.

Imajući u vidu broj isplaćenih projekata najviše je isplaćeno kroz sektor mlijeka i to 376 projekata u iznosu od 9.083.153 EUR EU podrške, zatim sektor voća i povrća, njih 222 ali sa većim iznosom EU podrške od 10.872.020 EUR, slijedi sektor mesa sa 69 projekata, sa EU podrškom u iznosu od 8.109.976 EUR, itd.

Imajući u vidu ukupno isplaćena sredstva u iznosu od 34.808.855,86 EUR i povraćaj EU sredstava podrške u iznosu od 346.985 EUR, onda za rezultat imamo da su korisnici IPARD II programa, podržani sa iznosom bespovratne podrške u iznosu od 34.461.871 EUR.

Decommitment/neiskorišćena EU sredstva kroz IPARD II program iznose 4.191.144 EUR, i to:

- za 2017. godinu, iznos od 756.663 EUR
- za 2018. godinu, iznos od 975.933 EUR i
- Za 2020. godinu iznos od 2.458.549 EUR.

Iskorišćenost raspoloživih sredstava bespovratne EU podrške u iznosu od 39.000.000,00 EUR, je na kraju implementacije iznosila 89,25%, što je odličan procenat korišćenja EU sredstava.

Najveće prednosti koje je IPARD donosio kroz nacionalni sistem podrške jeste da poljoprivrednicima stvara mogućnost dugoročnog planiranja i ozbiljnih i održivih investicija, potpuno usklađeni sa EU standardima i spremni da se uhvate u koštac sa izazovima na tržištu rada i van Crna Gora.

2. UVOD

Sticanjem statusa kandidata za članstvo u Evropskoj uniji, sredinom decembra 2010. godine, Crna Gora je stekla pravo korišćenja sredstava iz svih (tada) pet komponenti Instrumenta predpristupne pomoći – IPA - Evropske unije.

Program razvoja poljoprivrede i ruralnih područja Crne Gore u okviru IPARD II 2014-2020 (IPARD II program) predstavljao je jedan od preduslova za korišćenje evropskih pretpristupnih sredstava kroz IPA II – oblast politike poljoprivrede i ruralnog razvoja, a koji je pripremljen od strane Upravljačkog tijela u bliskoj saradnji sa IPARD Agencijom i drugim stejkholderima.

Ovaj dokument je predstavljao višegodišnji razvojni program za poljoprivrede i ruralna područja i kao takav je usaglašen sa važećim strateškim dokumentima vezanim za razvoj ruralnih područja i crnogorske poljoprivrede.

Za programski period 2014-2020 Crnoj Gori je bilo na raspolaganju 39.000.000 EUR grant EU finansijske podrške, međutim usljed de-commitment-a raspoloživih sredstava tokom implementacije u posljednjoj verziji 1.7 IPARD II programa je bilo 37,26 miliona EUR EU sredstava.

Dodjela bespovratnih sredstava podrške krajnim korisnicima isplaćivala se shodno definisanim kriterijumima i u okviru procenta podrške u odnosu na mjeru i u zavisnosti od vrste investicije i geografskog položaja poljoprivrednog gazdinstva i lokacije investicije.

Mjere definisane u IPARD II programu su izabrane na osnovu rezultata sektorskih analiza (sektor mesa, sektor mlijeka, sektor voća, povrća i vina, sektor maslinarstva i sektor ribarstva kao i SWOT analize crnogorske poljoprivrede i ruralnih područja. Cilj odabranih mjera je bilo poboljšanje konkurentnosti, povećanje dodate vrijednosti proizvoda, otvaranje novih radnih mjesta, poboljšanje uslova života u ruralnim područjima, kao i povezanost sa turizmom.

Tokom izrade prvog IPARD programa za Crnu Goru, uvažene su preporuke Generalnog direktorata za poljoprivredu i ruralni razvoj Evropske komisije (DG Agri) po pitanju participativnog procesa i transparentnog rada na izboru i definisanju mjera kroz koje će se finansirati projektne investicije. Obavljen je niz konsultacija sa stručnim i naučnim organizacijama: Biotehničkim fakultetom, Odjeljenjem za savjetodavne poslove u biljnoj proizvodnji, Odjeljenjem za savjetodavne poslove u oblasti stočarstva, Upravom za bezbjednost hrane, veterinu i fitosanitarne poslove, nadležnim ministarstvom za turizam i ostalim sektorima u okviru Ministarstva poljoprivrede, šumarstva i vodoprivrede.

Tokom izrade analize trenutnog stanja u crnogorskoj poljoprivredi i ruralnim područjima značajna podrška dobijena je od Zavoda za statistiku Crne Gore – MONSTAT u obezbjeđivanju statističkih podataka i analiza. U konačnom definisanju izabranih mjera, kriterijuma, mogućih projektnih investicija, ograničenja, ali i minimalnih i maksimalnih vrijednosti projekata, tokom izrade programa obavljen je niz konsultativnih sastanaka sa svim partnerima, udruženjima poljoprivrednih proizvođača, predstavnicima prerađivačke industrije, predstavnicima stručnih poljoprivrednih službi na opštinskom nivou, predstavnicima međunarodnih donatorskih organizacija u Crnoj Gori i relevantnim nevladinim organizacijama.

Upravljačko tijelo i IPARD Agencija su obezbijedile ex-ante evaluaciju mogućnosti provjere i kontrole mjera koje su bile obuhvaćene IPARD II programom.

Cilj IPARD II programa

Cilj IPARD II programa je restrukturiranje i modernizacija poljoprivrednog i prerađivačkog sektora, kako bi poljoprivredna gazdinstva i prerađivački sektor bili konkurentniji, samim tim spremniji za ulazak u EU i korišćenje fondova EU, obezbjeđivanje održivog gazdovanja prirodnim resursima i dostizanje ujednačenog teritorijalnog razvoja ruralnih ekonomija i zajednica, uključujući otvaranje novih i zadržavanje postojećih radnih mjesta.

Mjere definisane u IPARD II programu su izabrane na osnovu rezultata sektorskih analiza. Cilj odabranih mjera je poboljšanje konkurentnosti, povećanje dodate vrijednosti proizvoda, otvaranje novih radnih mjesta, poboljšanje uslova života u ruralnim područjima, kao i povezanost sa turizmom.

IPARD II program definišu tri strateška cilja povezana sa odgovarajućim mjerama (Tabela 1).

Tabela 1: Ciljevi i mjere IPARD II programa 2014-2020

Ciljevi	Mjere
Jačanje konkurentnosti poljoprivrede	Investicije u fizički kapital poljoprivrednih gazdinstava
	Investicije u fizički kapital vezano za preradu i marketing poljoprivrednih i ribljih proizvoda
Obezbeđivanje održivog gazdovanja prirodnim resursima i klimom	Diverzifikacija gazdinstva i razvoj poslovanja
	Agro-ekološke mjere i organska poljoprivreda
Dostizanje ujednačenog teritorijalnog razvoja ruralnih ekonomija i zajednica, uključujući otvaranje novih i zadržavanje postojećih radnih mjesta	Implementacija lokalnih razvojnih strategija – LIDER (LEADER) pristup
	Investicije u javnu ruralnu infrastrukturu

Izvor: Sektorski sporazum

Specifični ciljevi akreditovanih mjera:

Mjera 1 – Investicije u fizički kapital poljoprivrednih gazdinstava

- Usklađivanje sa standardima EU u pogledu zaštite životne sredine i dobrobiti životinja;
- Poboljšanje sveukupnog stanja poljoprivrednih gazdinstava u primarnoj proizvodnji poljoprivrednih proizvoda.

Mjera 3 – Investicije u fizički kapital vezano za preradu i marketing poljoprivrednih i ribljih proizvoda

Sektor mlijeka

- Povećanje dodate vrijednosti i konkurentnosti crnogorskih mljekara i sirara. Ovaj cilj će biti postignut kroz podršku značajnom broju malih i srednjih prerađivača mlijeka kako bi prešli prag održivosti i sproveli strogu higijensku kontrolu kvaliteta duž svih linija za preradu, uvođenjem novih proizvoda, poboljšanjem tehnologije i dostizanjem odgovarajućih standarda;
- Poboljšanje efikasnosti i produktivnosti, uvođenjem novih tehnologija za povećanje konkurentnosti i raznolikosti proizvoda na tržištu;
- Poboljšanje pakovanja, marketinga i promotivnih aktivnosti.

Sektor mesa

- Povećanje investicija u savremenu opremu i tehnologije, kako bi postigli veću produktivnost, razvoj i transfer znanja sektora u oblasti menadžmenta i marketinga;
- Poboljšanje efikasnosti i produktivnosti uvođenjem novih tehnologija za povećanje konkurentnosti i raznolikosti proizvoda na tržištu;
- Poboljšanje zaštite životne sredine u klanicama i objektima za preradu mesa, u pogledu odlaganja i upravljanja otpadom, uključujući tretman voda;
- Poboljšanje kontrole kvaliteta proizvoda uvođenjem sistema upravljanja kvalitetom i bezbjednosti hrane kako bi se obezbijedio visok kvalitet proizvoda i higijenskih zahtjeva;
- Unaprjeđenje pakovanja, marketinga i promotivnih aktivnosti.

Sektor voća i povrća (uključujući žitarice, gljive, pečurke, aromatično i ljekovito bilje)

- Poboljšanje efikasnosti i produktivnosti uvođenjem novih tehnologija i opreme za povećanje konkurentnosti i raznolikosti proizvoda na tržištu;
- Unaprjeđenje dodate vrijednosti proizvoda;
- Unaprjeđenje uvođenja sistema kvaliteta i bezbjednosti hrane;
- Unaprjeđenje pakovanja, marketinga i promotivnih aktivnosti;
- Unaprjeđenje postojećih i izgradnja novih skladišnih kapaciteta.

Sektor vina

- Poboljšanje efikasnosti i produktivnosti uvođenjem novih tehnologija i opreme za povećanje konkurentnosti proizvoda na tržištu;
- Unaprjeđenje proizvodnih kapaciteta;
- Unaprjeđenje standarda kvaliteta i bezbjednosti hrane;
- Unaprjeđenje pakovanja, marketinga i promotivnih aktivnosti.

Sektor maslinarstva

- Poboljšanje efikasnosti i produktivnosti uvođenjem novih tehnologija za povećanje konkurentnosti proizvoda na tržištu;
- Unaprjeđenje prerađivačkih kapaciteta;

- Unaprjeđenje standarda kvaliteta i bezbjednosti hrane;
- Unaprjeđenje postojećih i izgradnja novih skladišnih kapaciteta;
- Unaprjeđenje pakovanja, marketinga i promotivnih aktivnosti.

Sektor ribarstva i akvakulture

- Poboljšanje efikasnosti i produktivnosti uvođenjem novih tehnologija za povećanje konkurentnosti proizvoda na tržištu;
- Unaprjeđenje proizvodnih kapaciteta;
- Unaprjeđenje standarda kvaliteta i bezbjednosti hrane;
- Unaprjeđenje postojećih i uvođenje novih skladišnih kapaciteta;
- Unaprjeđenja pakovanja, marketinga i promotivnih aktivnosti.

Mjera 7 – Diverzifikacija gazdinstva i razvoj poslovanja

- Ova mjera je podržala kreiranje, diverzifikaciju i razvoj ruralnih aktivnosti, kroz podršku za investicije u diverzifikaciji gazdinstava i razvoj nepoljoprivrednih aktivnosti, kao što je ruralni turizam.

Pored mjera u okviru tri prioritetna cilja predviđena je i Mjera 9 - Tehnička pomoć, koja je akreditovana krajem perioda implementacije IPARD II programa.

Geografsko područje obuhvaćeno IPARD II programom

Prema Zakonu o teritorijalnoj organizaciji Crne Gore, („Službeni list CG“, br. 54/11, 26/12, 27/13, 62/13, 12/14, 03/16 i 31/17), teritorija Crne Gore se dijeli na 24 lokalne samouprave, Prijestonicu i Glavni grad.

Prema Zavodu za statistiku Crne Gore (MONSTAT), Crna Gora je jedan statistički region na sva tri nivoa NUTS-a. Dalja podjela je na lokalne administrativne jedinice: LAU1 (Local Administrative Unit 1) ekvivalentna je crnogorskom glavnom gradu Podgorici, prijestonici Cetinje i 24 opština, a LAU2 naseljima, kojih je ukupno 1.307.

IPARD II program je bio namijenjen poljoprivrednim proizvođačima kroz Mjeru 1, prerađivačima kroz Mjeru 3 i poljoprivrednicima, prerađivačima i drugim korisnicima koji žive u ruralnim područjima kroz Mjeru 7.

IPARD II program je sproveden u cijeloj teritoriji Crne Gore.

Period implementacije Programa

Implementacija Programa se odnosi na programski period 2014-2020, sa pravilom N+3. Na kraju implementacije Crna Gora je dobila još jednu godinu kako bi završila sa ugovorenim projektima, te je finalna isplata bila u decembru 2024. godine.

Pravna osnova i institucionalni okvir

Crna Gora je zemlja kandidat kao što je navedeno u Aneksu II Uredbe EK br. 1085/2006 (IPA Uredba). Evropski savjet je usvojio Evropsko partnerstvo sa Crnom Gorom 22. januara 2007. godine.

IPARD II program 2014-2020 kao osnov za implementaciju Uredbe Savjeta (EU) br. 231/2014 Evropskog parlamenta i Savjeta od 11. marta 2014. godine "Uspostavljanje instrumenta pretpristupne pomoći (IPA II)", pripremljen je od strane Upravljačkog tijela i odobren je Odlukom Komisije (C 2015) 5074 od 20. jula, 2015. godine.

Evropski savjet je 2. maja 2014. godine usvojio Uredbu br. 447/2014 o posebnim pravilima za sprovođenje Uredbe (EU) br. 231/2014 Evropskog parlamenta i Savjeta o uspostavljanju Instrumenta pretpristupne pomoći (IPA II).

Okvirnim sporazumom usvojenim Odlukom Komisije C(2014) 6014 od 27. avgusta 2014. godine i potpisanim između Komisije i Crne Gore 4. juna 2015. godine, utvrđuju se principi za upravljanje i implementaciju IPA podrške između Komisije i Crne Gore.

Sektorski sporazum je usvojen Odlukom Komisije C(2015) 1662., 18. marta 2015. godine i potpisan između Komisije i Ministarstva poljoprivrede, šumarstva i vodoprivrede 18. februara 2016. godine.

Finansijski sporazum je potpisan od strane NIPAC-a 17. novembra 2017. godine i od strane Evropske komisije 4. decembra 2017. godine. Cilj ovog sporazuma je uglavnom usmjeren na finansijske obaveze EU tokom implementacije IPARD II programa i utvrđuje odredbe za povjerenje poslova izvršenja budžeta za mjere IPARD II programa.

Sprovođenje IPARD II programa se vršilo na osnovu indirektnog upravljanja, u skladu sa Sektorskim sporazumom.

Strukture, organi i tijela sistema interne kontrole, kako je definisano članovima 10(1)(c) i 10(2) Okvirnog sporazuma, imale su organizacionu strukturu koja je omogućavala vršenje glavnih funkcija u pogledu IPARD troškova, kao što se može vidjeti iz tabele 2.

Tabela 2: Strukture, organi i tijela sistema interne kontrole sa glavnim funkcijama za IPARD II program

Opšte funkcije	Posebne funkcije	Upravljačka struktura		Operativna struktura	
		NAO kancelarija za podršku	Nacionalni fond	IPARD Agencija	Upravljačko tijelo
Funkcija upravljanja	Odabir mjera				⊙
	Monitoring programa				⊙
	Upravljanje IPA II računima i finansijskim operacijama		⊙		
	Evaluacija				⊙
	Izveštavanje			⊙	⊙
	Koordinacija				⊙
Funkcije plaćanja	Odobranje i kontrola obaveza			⊙	
	Odobranje i kontrola plaćanja			⊙	
	Izvršenje plaćanja		(⊙) ²	⊙	
	Računovodstvo za obaveze i plaćanja			⊙	
	Upravljanje dugom		⊙	⊙	
	Trezor		⊙		
Funkcije implementacije	Odabir projekata		⊙	⊙	
	Javnost			⊙	⊙
	Obezbjedeivanje djelotvornog funkcionisanja sistema interne kontrole	⊙			
Funkcije revizije	Interna revizija	⊙	⊙	⊙	

Izvor: Sektorski sporazum, Aneks I

Jedna od redovnih pripremnih aktivnosti prije raspisivanja Javnih poziva za IPARD II program, što je naravno i pravna obaveza za sprovođenje mjera IPARD II programa, u skladu sa Zakonom o poljoprivredi i ruralnom razvoju je bila donošenje odnosno izmjene i dopune Uredbe o realizaciji i postupku korišćenja sredstava iz instrumenta pretpristupne pomoći Evropske unije, koja se odnosila na bliže određivanje i objašnjavanje kriterijuma.

Napredak u procesu pridruživanja EU

Realizacija aktivnosti predviđene Akcionim planom za usaglašavanje sa pravnom tekovinom EU je tekla svojom dinamikom.

Crna Gora je postepeno uspostavljala Integrirani administrativni i kontrolni sistem (IAKS), koji je bio i jedno od mjerila za zatvaranje poglavlja 11 - Poljoprivreda i ruralni razvoj. S tim u vezi, razvijen je i unaprijeđen Sistem za identifikaciju i registraciju životinja; Softversko rješenje za Registar poljoprivrednih gazdinstava (Farm registar) (zaključno sa 31.12.2024. godine registrovano je 22.807 poljoprivrednih gazdinstava); Instalirano je softversko rješenje za Sistem za identifikaciju zemljišnih parcela – LPIS, kao geoprostorni informacioni sistem i digitalne ortofoto karte, gdje je svaka registrovana parcela identifikovana jedinstvenim brojem. Ovo je omogućilo da podnošenje aplikacije bude značajno usklađeno sa zahtjevima EU kroz jedinstvenu aplikaciju korisnika. Prilikom podnošenja aplikacija vrši se unakrsna provjera sa svim razvijenim elementima IAKS sistema i relevantnim registrima. U LPIS je dodat i inicijalni sloj gdje je digitalizovano poljoprivredno zemljište prema vrsti upotrebe. Ovaj poduhvat je počeo sa sprovođenjem jedne mjere po površini tj. sa organskom proizvodnjom ali u nastavku su uvrštene i površine za maslinjake, vinograde i aromatično bilje, da bi krajem 2021. godine bile obuhvaćene sve

² Funkcija se mogla dijeliti zavisno od veličine, odgovornosti i ostalih posebnih karakteristika sistema interne kontrole

obrađive površine osim livada i pašnjaka, gdje je ukupno bilo 3.874 korisnika, dok je krajem 2024. godine površina dostigla na 119.176 hektara.

Kroz projekat Tehničke podrške za procjenu kapaciteta za uvođenje livada i pašnjaka u Sistem za identifikaciju zemljišnih parcela (SIZEP) i odabir agroekoloških mjera (MNE-MIDAS2-8820-ME-CQ-CS-20-1.1.4) predloženi su kriterijumi za GAEC i SMR uslove i njihova veza sa predloženim mjerama.

U okviru projekta UNFAO „Unapređenje tehničkih kapaciteta za uspostavljanje FADN sistema u Crnoj Gori“ izrađen potpuno novi FADN softver – aplikacija za prikupljanje podataka, a zatim su prikupljeni računovodstveni podaci sa 32 reprezentativna poljoprivredna gazdinstva. Prikupljanju podataka prethodile su intenzivne obuke službenika koji vrše administraciju FADN sistema i prikupljača podataka u okviru odjeljenja za savjetodavne poslove u biljnoj proizvodnji i oblasti stočarstva. Uspostavljena je komunikacija sa RICCA1 bazom Evropske komisije i validirani su prikupljeni podaci.

Kad su u pitanju mehanizmi unakrsne usaglašenosti, oni se ne primjenjuju u potpunosti kao što je to propisano Zajedničkom poljoprivrednom politikom. U biljnoj proizvodnji, obavezno je poštovanje principa dobre poljoprivredne prakse, redovna primjena agrotehničkih mjera u zasadima, održavanje dobrog poljoprivrednog stanja zemljišta.

Kada je riječ o stočarskoj proizvodnji, grla koja su u sistemu podrške moraju da ispunjavaju uslov da su obilježena ušnim markicama, da su poznatog porijekla i registrovana u Centralnom registru gazdinstava i životinja i da držalac životinja uredno vodi evidenciju, da posjeduje pasoše za goveda, odnosno da vrši godišnje popise ovaca i koza u skladu sa zakonom i da su nad životinjama sprovedene mjere po Programu obaveznih mjera zdravstvene zaštite životinja u prethodnoj odnosno tekućoj godini. Gazdinstva su dužna da u uzgoju životinja i proizvodnji mlijeka poštuju preporuke utvrđene Kodeksom dobre poljoprivredne prakse. Dakle, zahtjevi unakrsne usaglašenosti se uvode postepeno kako bi se omogućilo poljoprivrednim proizvođačima da se bolje pripreme za potpunu primjenu istih. Ove standarde prati Uprava za bezbjednost hrane, veterinu i fitosanitarne poslove.

Juna 2023. godine Vlada Crne Gore je na predlog Ministarstva poljoprivrede, šumarstva i vodoprivrede usvojila Strategiju razvoja poljoprivrede i ruralnih područja 2023-2028. godine, kojom se utvrđuju pravci razvoja poljoprivrede i ruralnih područja za upravljanje poljoprivrednim resursima na dugoročno održiv način, obezbjeđivanje stabilne ponude bezbjedne hrane, prihvatljive u pogledu kvaliteta i cijena uz očuvanje životne sredine, unapređivanje životnog standarda stanovništva u ruralnim područjima i ukupnog ruralnog razvoja, te jačanje konkurentnosti proizvođača hrane.

Tokom 2024. godine u sistem SIZEP su uvrštene i livade i pašnjaci, što su doprinjele povećanju površina uvrštenih u sistem, kao i broj korisnika. Krajem 2024. godine bilježi se ukupno 119.176 hektara, što predstavlja značajno povećanje od 14.427 hektara u odnosu na 2023. godinu.

Registar poljoprivrednih gazdinstava (RPG), kao važan dio IAKS-a obezbjeđuje jedinstvenu identifikaciju korisnika podrške. Ukupan broj upisanih poljoprivrednih gazdinstava na dan 31.12.2024. godine iznosio je 22.807 lica.

Nastavljeno je sa sprovođenjem CMO mjera za pčelarstvo, školske šeme i vino. Donijeta je Odluka o sprovođenju školskih šema za školsku 2023/24 i 2024/25 godinu te je raspisan Javni poziv za dobavljače voća, povrća, mlijeka i mliječnih proizvoda. U saradnji sa Ministarstvom prosvjete, u drugom polugodištu za školsku 2023/24. godinu program je sproveden u 17 osnovnih škola, za učenike nižih razreda, dok je u prvom polugodištu za školsku 2024/25 godinu program sproveden u 25 osnovnih škola. Takođe, po prvi put je je raspisan i sproveden Javni poziv za sprovođenje pratećih obrazovnih mjera u okviru Programa poboljšanja dostupnosti hrane (voća, povrća, mlijeka i mliječnih proizvoda) za škole za 2024. godinu.

Strategija razvoja poljoprivrede i ruralnih područja 2023-2028 dopunjuje i nadograđuje ciljeve prethodnih strategija i strategija predviđenih Zajedničkom poljoprivrednom politikom EU za period 2022 – 2027, te adresira prilike i mogućnosti koje do sada nijesu ostvarene. Donosi viziju i plan za sprovođenje strateške transformacije poljoprivrede i ruralnih područja u Crnoj Gori do 2028. godine, što će se osigurati sprovođenjem različitog niza aktivnosti i mjera finansiranih iz nacionalnog i EU budžeta, i drugih vidova pomoći (kredita i donacija), te postavlja okvir koji će omogućiti Crnoj Gori da izvrši konačna prilagođavanja politike usaglašavanja tokom pristupnih pregovora.

Urađen je i Akcioni plan za uspostavljanje Agencije za plaćanje, kao nezavisnog tijela i jedno od mjerila za zatvaranje poglavlja 11 i IAKS sistema preko UNOPS projekta.

Sprovođenje mjera agrarne politike se vrši i uz pomoć regionalne kancelarije u Bijelom Polju (pokriva opštinu Bijelo Polje, Kolašin i Mojkovac), koja je u funkciji još od 2020. godine. Aktivnosti ove kancelarije su: upis i ažuriranje podataka u Registar poljoprivrednih gazdinstava, upis i ažuriranje podataka u SIZEP (LPIS) sistem, unos zahtjeva za plaćanja u sistem GSAA za mjere direktnih plaćanja koje sprovodi Direktor za plaćanja; terenska kontrola direktnih plaćanja.

Nakon završetka idejnog i glavnog projekta, kao i urađene revizije projektne dokumentacije, pripremljen je tender za izgradnju Kuće poljoprivrede Berane (pokrivaće opštinu Berane, Andrijevice, Plava, Gusinja, Rožaja i Petnjice). U planu za 2024. godinu je bila izrada glavnog i revidovanog projekta za Kuću poljoprivrede u Pljevljima ali se kasni sa tim aktivnostima. S tim u vezi produžen je Ugovor o nadzoru do juna 2026. godine. Sve aktivnosti vezane za ove regionalne kancelarije finansiraju se kroz MIDAS II projekat.

U toku je implementacija projekta IPA 2021 „EU za podršku poljoprivrednom sektoru Crne Gore“, za koji je finansijski sporazum potpisan 2022. godine. Projekat se sastoji od tri komponente, a ukupan budžet projekta iznosi 9 miliona EUR.

Komponenta I projekta, u iznosu od 3,4 miliona EUR je usmjerena ka oblastima poljoprivrede i ruralnog razvoja i sastoji se od sljedećih aktivnosti:

- Twining projekta za službenike Ministarstva poljoprivrede, šumarstva i vodoprivrede za prilagođavanje Pregovaračkom poglavlju 11 i Zajedničkoj poljoprivrednoj politici;
- Izrade novih orto-foto mapa za LPIS i nabavka opreme za terenski rad Direktorata za plaćanja (buduća Agencija za plaćanja);
- Uspostavljanje šumarskog informacionog sistema i nabavka opreme za Upravu za šume; i
- Uspostavljanje IT infrastrukture za implementaciju organizacije zajedničkog tržišta (CMO): CMO, ISAMM, Registar trgovaca voćem i povrćem.

Projekat finansiran kroz Fond za evropsku integraciju (EUIF), u vezi sa razvojem tenderske dokumentacije za nabavku IPARD III računovodstvenog softvera, Registara klijenata i Fitosanitarnog informacionog sistema je završen u maju mjesecu 2024. godine.

Sredstva za nabavku softvera i hardvera za računovodstvo EU poljoprivrednih fondova i registar klijenata su odobrena 04. jula 2024 godine, kroz EUIF 2024 projekat u iznosu od 900.000 EUR EU grant sredstava. U decembru 2024. potpisan je Finansijski sporazum za EUIF 2024 od strane Evropske komisije i Crne Gore čime su se stvorili uslovi za raspisivanje tendera.

U cilju demonstracije dugoročnog strateškog planiranja, u skladu sa Strategijom razvoja poljoprivrede i ruralnih područja (2023-2028), MPŠV ulaže napore u izradu projektnih ideja koje će biti predložene kroz naredne IPA III programske godine, tačnije 2025-2027. Shodno Strategiji, kao najveći izazovi za koje je potrebna podrška EU ističe se upravljanje poljoprivrednim zemljištem i konsolidacija zemljišnih parcela. Ovaj projektni predlog, koji se odnosi na reformu u upravljanju prirodnim resursima, na prvom mjestu podrška reformi sistema upravljanja poljoprivrednim zemljištem kandidovan je novom Strateškom odgovoru za IPA III, u okviru oblasti Dobrog upravljanja i borbe protiv klimatskih promjena, Prozor 2, tj. Akcionom dokumentu za *EU Reform Facility*.

3. OPŠTI USLOVI, DRUŠTVENI I PRIVREDNI AMBIJENT

Crna Gora se nalazi u jugoistočnoj Evropi i ima površinu od 13.883³ km², što predstavlja 0,32% ukupne površine EU-27. Ukupna dužina kopnenih granica iznosi 716,02 km². Na zapadu i dijelom sjeverno graniči se sa Bosnom i Hercegovinom (257 km² ili 35,89% ukupne kopnene granice); na sjeveru i sjeveroistoku sa Srbijom sa 170,76 km² ili 23,84% i Kosovom (77,91 km² ili 10,88%), na jugoistoku sa Albanijom (189,69 km² ili 26,49%) a na jugozapadu sa Hrvatskom (20,04 km² ili 2,79%). Dužina obale Jadranskog mora iznosi 293,5 km².

Prema popisu poljoprivrede iz 2024. godine imamo 26.711 poljoprivrednih gazdinstava. Korišćeno poljoprivredno zemljište je 248.234,2 hektara što je za 13,3% više u odnosu na 2010. godinu. Manji je broj goveda, ovaca i koza ali je veći broj živine i svinja.

³ Razlika ukupne površine Crne Gore i zbira površina po opštinama odnosi se na površinu Skadarskog jezera koja pripada teritoriji Crne Gore.

Tabela 3: Poljoprivredna gazdinstva prema korišćenom poljoprivrednom zemljištu i broju stoke i živine

Indikator	Nacionalni kriterijumi Popisa poljoprivrede 2024.			Nacionalni kriterijumi Popisa poljoprivrede 2010.			EU kriterijumi		
	2024	2010	stopa rasta (%)	2024	2010	stopa rasta (%)	2024	2010	stopa rasta (%)
Broj poljoprivrednih gazdinstava	26.711	38.798	-31,2	30.284	48.870	-46	18.774	21.199	-11,4
Korišćeno poljoprivredno zemljište (sa katinima i komunima), ha	248.234,2	219.167,9	13,3	248.332,6	221.295,5	12,2	239.336,2	199.388,9	20,0
Goveda	68.600	80.134	-14,4	68.602	80.209	-14,4	66.642	71.236	-6,4
Ovce	167.344	228.218	-26,7	167.360	229.037	-26,9	164.921	224.238	-26,5
Koze	28.184	34.363	-18	28.205	35.756	-21,2	26.942	31.122	-13,4
Svinje	52.272	42.943	21,7	52.416	47.673	9,7	49.312	34.807	41,7
Živina	1.361.403	603.831	125,5	1.362.452	620.802	119,1	1.324.516	557.637	137,5

Izvor: MONSTAT, Popis poljoprivrede 2024

Manji je broj poljoprivrednih gazdinstava u odnosu na Popis poljoprivrede iz 2010. godine za 31.2% ako uzimamo nacionalne kriterijume Popisa poljoprivrede 2024 u odnosu na iste iz 2010. godine. Smanjio se broj goveda, ovaca i koza, dok trend rasta je zabilježio sektor svinjogojstva i živinarstva.

Tabela 4: Broj poljoprivrednih gazdinstava, korišćeno poljoprivredno zemljište (bez katuna i komuna), brojno stanje stoke, živine i košnica pčela, po opštinama

	Broj gazdinstava	Korišćeno poljoprivredno zemljište, ha	Oranice, ha	Višegodišnji zasadi, ha	Livade i pašnjaci, ha	Ostalo, ha	Uсловно glio	Goveda	Ovce	Koze	Svinje	Živina	Košnice pčela
	1	(2) = (3)+(4)+(5)+(6)	3	4	5	6	7	8	9	10	11	12	13
Crna Gora	26,711	126,614.2	8,542.1	9,434.8	107,605.6	1,031.7	106,622.0	68,600	167,344	28,184	52,272	1,361,403	113,794
Andrijevica	595	2,326.0	35.4	254.4	1,977.5	58.8	1,818.0	1,111	3,459	156	1,412	17,495	1,701
Bar	1,135	1,219.2	131.7	436.8	614.2	36.5	1,683.3	1,011	2,701	2,012	675	15,949	9,266
Berane	2,060	7,109.2	509.3	663.9	5,834.5	101.4	5,398.0	3,588	7,983	939	5,277	21,093	4,310
Bijelo Polje	3,933	19,949.8	1,405.9	1,529.0	16,843.9	171.1	14,125.2	11,808	20,426	1,296	5,195	93,278	7,906
Budva	156	145.1	16.4	52.8	71.1	4.6	460.4	163	413	710	832	1,797	2,359
Cetinje	306	384.3	12.1	34.5	327.3	10.3	1,127.7	752	1,635	1,292	487	5,672	4,960
Danilovgrad	1,138	4,027.6	582.2	122.0	3,272.0	51.4	5,393.1	2,105	9,337	1,678	4,601	101,871	4,003
Gusinje	239	1,622.4	176.5	29.5	1,408.6	7.9	1,087.0	1,033	2,203	68	32	2,083	1,057
Herceg Novi	286	294.0	30.4	67.4	191.0	5.3	1,459.0	401	867	786	570	58,148	2,620
Kolašin	569	2,987.5	93.4	167.4	2,705.2	21.3	2,056.0	1,499	4,868	469	520	8,062	1,747
Kotor	248	221.5	16.6	62.9	134.4	7.7	434.5	165	705	947	341	5,248	3,194
Mojkovac	999	3,694.7	79.9	182.3	3,391.0	41.5	2,380.4	1,844	4,095	344	1,156	20,703	1,850
Nikšić	3,187	15,631.5	1,038.9	274.9	14,207.5	110.2	24,269.8	11,520	26,755	8,778	10,308	613,263	12,971
Petnjica	664	4,425.1	286.2	132.9	3,983.6	22.4	3,563.2	3,406	7,219	396	14	5,702	1,908
Plav	795	3,162.2	92.8	117.7	2,936.1	15.5	2,577.5	2,281	4,936	384	771	7,016	3,557
Prijevlja	2,769	19,838.5	846.6	1,115.7	17,772.7	103.5	9,346.0	7,112	19,829	1,108	2,958	29,398	8,466
Plužine	396	4,429.2	15.6	73.8	4,323.0	16.7	2,617.5	2,066	7,315	612	331	4,070	1,803
Podgorica	2,186	7,665.1	399.5	2,848.4	4,302.4	114.7	8,511.0	2,309	9,372	2,433	11,995	224,161	25,088
Rožaje	1,216	6,701.0	200.3	43.7	6,424.7	32.3	5,706.0	5,730	4,825	331	89	60,336	4,551
Šavnik	305	6,107.2	56.1	31.6	6,004.0	15.6	3,289.7	2,301	12,078	767	472	4,113	1,756
Tivat	104	60.6	4.8	22.9	30.9	2.0	114.5	41	56	260	167	1,596	1,330
Tuzi	739	2,478.0	917.7	215.7	1,337.2	7.3	2,447.4	1,572	4,858	1,296	522	19,593	3,055
Ulcinj	1,351	2,852.4	305.2	790.4	1,714.1	42.6	2,658.0	1,826	6,197	712	335	16,112	3,082
Žabljak	426	7,006.4	251.6	8.1	6,737.5	9.2	1,957.3	1,655	4,591	198	325	5,615	534
Zeta	909	2,275.6	1,036.6	155.8	1,061.2	21.9	2,141.5	1,301	621	212	2,887	19,029	720

Izvor: MONSTAT, Popis poljoprivrede 2024

Tabela 4 prikazuje broj korišćenog poljoprivrednog zemljišta, stoke, živine i košnica pčela. Kada su u pitanju uslovna grla najviše je u Nikšiću, 24.269,8 uslovnih grla, zatim slijedi Bijelo Polje sa 14.125,2 uslovnih grla, Pljevlja sa 9.346 uslovnih grla, Podgorica sa 8.511 uslovnih grla, Rožaje sa 5.706 uslovnih grla, Berane sa 5.398 uslovnih grla, Danilovgrad sa 5.393,1 uslovnih grla, itd.

Najviše je goveda u Bijelom Polju, 11.808 grla ili 17,21% od ukupnog broja goveda u Crnoj Gori, slijedi Nikšić sa 11.520 grla ili 16,79%. Ove dvije opštine procentualno čine 34% goveda u Crnoj Gori.

Što se tiče ovaca najviše je u Nikšiću, 26.755 grla ili 15,98%, zatim u Bijelom Polju 20.426 grla ili 12,20% i u Pljevljima 19.829 grla ili 11,84%. Ove tri opštine čine čak 40,02% grla od ukupnog broja ovaca u Crnoj Gori.

Tabela 5: Nosilac i menadžer prema polu, starosti i veličini razreda korišćenog poljoprivrednog zemljišta (bez katuna i komuna)

Indikator	Ukupno	Veličina razreda korišćenog poljoprivrednog zemljišta bez katuna i komuna									
		bez zemljišta	< 0,10 ha	0,10 < 0,50 ha	0,50 < 1 ha	1 < 5 ha	5 < 10 ha	10 < 30 ha	30 < 50 ha	50 ha i više	
Broj nosilaca porodičnog poljoprivrednog gazdinstva	žensko	3.443	140	43	407	594	1.509	385	316	37	12
	muško	23.183	1.183	215	2.565	3.711	9.613	2.860	2.561	312	163
Prosječna starost nosilaca		59	57	59	60	60	60	60	58	55	55
Broj menadžera poljoprivrednog gazdinstva	žensko	3.449	157	47	414	608	1.494	382	300	33	14
	muško	23.262	1.187	213	2.566	3.704	9.643	2.870	2.586	322	171
Prosječna starost menadžera		59	59	59	60	59	59	59	58	54	54

Izvor: MONSTAT, Popis poljoprivrede 2024

Tabela 6: Obrazovanje menadžera prema veličini poljoprivrednog zemljišta

Indikator	Ukupno	Veličina razreda korišćenog poljoprivrednog zemljišta bez katuna i komuna								
		bez zemljišta	< 0,10 ha	0,10 < 0,50 ha	0,50 < 1 ha	1 < 5 ha	5 < 10 ha	10 < 30 ha	30 < 50 ha	50 ha i više
Bez škole	335	z	z	21	61	147	49	43	6	z
Osnovna škola	5.210	83	32	377	633	2.320	822	823	79	41
Trogodišnja srednja škola	5.433	187	58	430	767	2.303	764	766	103	55
Četvorogodišnja srednja škola	11.390	734	129	1.408	2.017	4.625	1.243	1.027	139	68
Viša škola	1.597	112	13	266	315	626	156	100	z	z
Fakultet	2.530	203	20	436	471	1.040	206	119	18	17
Magistar	160	18	z	32	34	58	z	7	z	z
Doktor	56	z	z	10	14	18	6	z	-	-

Izvor: MONSTAT, Popis poljoprivrede 2024

Tabela 7: Poljoprivredna gazdinstva prema veličini razreda uslovnog grla

Indikator	Ukupno	Veličina razreda prema uslovnom grlu								
		bez stoke	0 - 5	5 - 10	10 - 15	15 - 20	20 - 50	50 - 100	100 - 500	500 i više
Uslovno grlo	106.622	-	25.199,1	20.861,8	12.246,7	7.301,2	18.094,2	5.188,1	6.600	11.130,9
Goveda	68.600	-	17.495	16.449	9.737	5.772	12.732	3.173	3.242	-
Ovce	167.344	-	25.273	34.122	24.502	16.376	47.220	13.753	6.098	-
Koze	28.184	-	7.528	6.068	2.877	2.621	6.351	1.763	976	-
Svinje	52.272	-	18.270	9.317	4.450	2.293	5.609	1.183	2.386	8.764
Živina	1.361.403	-	183.551	75.870	33.474	15.150	74.962	69.508	249.024	659.864

Izvor: MONSTAT, Popis poljoprivrede 2024

Aktivnosti preduzete tokom COVID-19 i poslije COVID-a 19

Tokom 2020. godine, kada je Crnu Goru, kao i sve druge države svijeta zadesila pandemija Covid – 19, uslijedili su negativni multiplikativni efekti kako na socijalnu, tako i na ekonomsku dimenziju života. Crna Gora je bila primorana da ozbiljno ograniči ekonomski život, kako bi obuzdala pandemiju koronavirusa. Iako je bila posljednja država u Evropi koja je registrovala prvi slučaj bolesti (prvi slučaj COVID 19 zvanično je potvrđen 17 marta 2020. godine), Crna Gora je počela da zatvara i privredni i ukupan društveni život. Kompanije se očigledno suočavale s padom produktivnosti zbog manje potražnje, nedostatka resursa i nedostatka zaposlenih. Neki su bili prisiljeni obustaviti svoje poslovanje i održati likvidnost koristeći rezerve. Globalni ekonomski poremećaji iskazali su se kako na strani ponude tako i na strani tražnje. To je umnogome otežalo realizaciju projekata IPARD II programa.

Evropska komisija je objavila smjernice za prilagođavanje sprovođenja IPARD II programa u okviru instrumenta za pretpristupnu pomoć u trenutnoj krizi izazvanoj izbijanjem koronavirusa. Usmjerene na zemlje kandidate koje imaju koristi od ovog instrumenta (Albanija, Crna Gora, Sjeverna Makedonija, Srbija i Turska), smjernice su navodile kratkoročne akcije koje omogućavaju fleksibilnost u implementaciji IPARD-a, kako bi se podržali i zaštitili korisnici u trenutnom kontekstu, uz obezbjeđivanje koherentne akcije.

Smjernice su pokrivala tri vrste mogućih akcija:

- akcije koje su mogle direktno biti sprovedene od strane nacionalnog tijela,
- akcije koje bi Komisija trebala odobriti prije nego što se sprovedu na nacionalnom nivou i
- akcije na inicijativu Komisije.

Što se tiče akcija koje su mogle biti direktno preduzete od strane nacionalnih tijela, smjericama je predložena upotreba alternativnih sredstava za verifikaciju na licu mjesta neophodnih za odobrenje projekata, produženje rokova za realizaciju projekata, uvođenje elektronskih potpisa, privremeno obustavljanje drugih provjera i kontrola, između ostalih predloženih akcija.

Mjere za koje bi prije implementacije bila potrebna prethodna konsultacija i odobrenje Komisije uključile su mogućnost proširenja liste prihvatljivih troškova u okviru IPARD programa. Konkretno, to znači da su korisnici mogli da koriste IPARD sredstva za kupovinu materijala korisnog u borbi protiv koronavirusa. Druge moguće akcije u ovoj kategoriji uključivale su privremenu modifikaciju "principa četiri oka" za verifikacije na licu mjesta. To znači da umjesto dva kontrolora, dovoljno je bilo da gazdinstvo posjeti jedan kontrolor tj. projekat i slikati/snimiti realizovanu investiciju, koji bi zatim bili verifikovani i potpisani od strane drugog kontrolora. Isto tako, kada se radi o finansijskoj podršci politika se odnosila na odloženo vraćanje kredita fizičkim licima i preduzećima kod svih banaka, mikrokreditnih institucija i RBCG u trajanju od 90 dana, sve vrste kredita, uključujući gotovinske zajmove.

Isto tako, Komisija je takođe razmatrala mjere fleksibilnosti koje bi Komisija direktno sprovela. To je uključivalo omogućavanje povećanih avansnih plaćanja korisnicima projekata od strane IPARD Agencija. Druga mjera, koja se mogla primjenjivati od slučaja do slučaja, je da se obustave novčane kazne kada IPARD agencije ne poštuju šestomjesečni rok plaćanja korisnicima projekta.

Od tog perioda Operativna struktura je radila na pojednostavljanju procedura, kako bi potencijalnim korisnicima olakšalo korišćenje IPARD sredstava podrške. Isto tako, pokrenula je pitanje avansnog i faznog plaćanja, kao dodatni podstrek poljoprivrednicima i prerađivačima da ulaze u „IPARD priču“, i naravno povraćaj PDV-a, što je od strane potencijalnih korisnika sa zadovoljstvom prihvaćeno.

Takođe, post COVID-19 period je bio dosta labilan imajući u vidu da su cijene postale veoma nestabilne, čak su cijene rasle do nerealnosti, što je uzrokovalo da dosta IPARD projekata odustanu i ne realizuju svoju planiranu investiciju. Međutim, i pored pomenutih poteškoća i izazova, IPARD nije stao nego su se isplate redovno izvršavale.

4. MAKROEKONOMSKI TRENDOVI, STRUKTURNE KARAKTERISTIKE EKONOMIJE

Sektor poljoprivrede, šumarstva i ribarstva ima važnu ulogu u ekonomiji Crne Gore. Ovaj sektor od 2018-2024. godine, u periodu implementacije IPARD-a je varirao od 6,7 u 2018. godini do 5,5 u 2023. godini.

Tabela 8. Pokazatelji poljoprivredne proizvodnje u godinama implementacije IPARD-a

Indikator	2018	2019	2020	2021	2022	2023
BDP poljoprivrede, šumarstva i ribarstva u tekućim cijenama (000)	313.933	316.541	316.214	320.174	358.047	381.062
Učešće poljoprivrede, šumarstva i robarstva u BDP-u (%)	6,7	6,4	7,6	6,5	6,0	5,5
Zaposlenost u sektoru poljoprivrede, šumarstva i ribarstva						
Broj radno angažovanih	19.000	16.500	16.500	13.600	10.700	12.400
Udio u ukupnom zapošljavanju (%)	8,0	7,5	7,5	6,4	4,3	4,5

Izvor: MONSTAT, Zavod za statistiku Crne Gore

Prisutan je trend rasta kada je pitanju spoljnotrgovinska razmjena poljoprivrednih proizvoda. Crna Gora je neto uvoznica hrane. Pokrivenost uvoza izvozom je na niskom nivou i u 2024. godini iznosila je 10,6%. Vrijednost uvoza poljoprivrednih proizvoda u 2024. godini iznosila je 936,2 miliona EUR, sa učešćem u ukupnom uvozu od 23,0%, dok je vrijednost izvoza iznosila 99,7 miliona EUR i u ukupnom izvozu učestvovala je sa 16,2%.

Tabela 9: Trgovina poljoprivrednim proizvodima, po odsjeku SMTK

Indikator	2018	2019	2020	2021	2022	2023	2024
Izvoz poljoprivrednih proizvoda (u 000 EUR)	45.352	48.651	47.716	59.815	61.141	88.683	99.664
Udio u ukupnom izvozu (%)	11,3	11,7	13,0	13,7	8,7	13,2	16,2
Uvoz poljoprivrednih proizvoda (u 000 EUR)	518.298	556.219	455.105	568.238	755.418	895.908	936.172
Udio u ukupnom uvozu (%)	20,3	21,4	21,6	22,7	21,3	23,5	23,0
Trgovinski bilans poljoprivrednih proizvoda (u 000 EUR)	-472.946	-507.567	-407.389	-508.238	-694.277	-807.226	-836.508
Pokrivenost uvoza izvozom (%)	8,8	8,7	10,5	10,5	19,8	9,9	10,6

Izvor: MONSTAT, Zavod za statistiku Crne Gore

Struktura proizvoda koji se uvoze, odnosno izvoze se nije mijenjala značajnije posljednjih godina. Najzastupljeniji proizvodi u uvozu su svježe meso, povrće i voće, žitarice i proizvodi na bazi žitarica, mlijeko i mliječni proizvodi, pića i sl.

Tabela 10: Uvoz poljoprivrednih proizvoda po odsjeku SMTK⁴ (000 EUR)

SMTK	2018	2019	2020	2021	2022	2023	2024
00 Žive životinje	24.348	27.130	24.254	30.978	41.741	48.372	47.032
01 Meso i prerada mesa	108.473	111.669	89.439	101.632	140.581	173.096	183.568
02 Mliječni proizvodi i jaja	52.482	54.858	43.097	54.774	76.483	85.345	92.779

⁴ Standardna međunarodna trgovinska klasifikacija

03 Ribe i prerađevine od ribe	19.041	20,995	10.503	18.522	25.564	31.926	33.177
04 Žitarice i proizvodi od žitarica	63.648	69.623	60.691	72.429	97.527	104.594	101.368
05 Povrće i voće	69.455	76.317	62.292	71.980	90.254	112.863	118.472
06 Šećer, proizvodi od šećera i med	10.554	10.584	9.522	11.743	16.083	18.415	19.683
07 Kafa, čaj, kakao i začini	35.154	37.336	30.426	38.006	47.445	57.767	61.423
08 Stočna hrana (sem žita u zrnu)	18.943	20.205	22.023	26.825	34.022	32.476	31.529
09 Razni proizvodi za ishranu	41.201	45.673	42.901	52.550	66.437	80.066	83.426
11 Pića	64.905	67,180	46.179	68.291	90.079	115.421	122.943
12 Duvan i proizvodi od duvana	10.094	14.648	13.778	20.552	29.203	35.401	40.772

Izvor: MONSTAT, Zavod za statistiku Crne Gore

Kod izvoza, najznačajni sektor pored pića među kojim su vodka i vino glavni izvozni proizvodi, pored toga značajno mjesto zauzeo je i izvoz suhomesnatih proizvoda. Razvoj mesne industrije u Crnoj Gori je uticao i na značajnu promjenu trendova u spoljnotrgovinskoj razmjeni kako u uvozu. Kroz IPARD II program ukupno je podržano 69 korisnika u sektoru mesa ili 9,22% od ukupnog broja korisnika od kojih su 35 korisnika kroz Mjeru 1 i 34 korisnika kroz Mjeru 3, koji su unaprijedili prerađivačke kapacitete. S druge strane otvaranje novih prerađivačkih kapaciteta uticalo je na jačanje izvoza pića.

Tabela 11: Izvoz poljoprivrednih proizvoda po odsjeku SMTK (000 EUR)

SMTK	2018	2019	2020	2021	2022	2023	2024
00 Žive životinje	54	89	692	94	191	137	110
01 Meso i prerada mesa	10.796	13.557	15.530	17.520	26.030	30.510	38.184
02 Mliječni proizvodi i jaja	235	150	152	176	272	295	484
03 Ribe i prerađevine od ribe	55	67	115	123	49	108	12
04 Žitarice i proizvodi od žitarica	605	491	527	981	880	765	997
05 Povrće i voće	8.922	6.641	7.524	9.422	10.832	8.370	8.604
06 Šećer, proizvodi od šećera i med	70	94	78	97	518	615	444
07 Kafa, čaj, kakao i začini	2.023	2,171	2.264	3.445	2.728	3.945	3.586
08 Stočna hrana (sem žita u zrnu)	492	1.775	1.427	884	1.089	1.541	1.555
09 Razni proizvodi za ishranu	428	362	326	239	453	489	477
11 Pića	19.794	19.485	15.128	16.946	17.930	41.907	45.182
12 Duvan i proizvodi od duvana	1.877	3.769	3.953	7.701	169	-	28

Izvor: MONSTAT, Zavod za statistiku Crne Gore

5. NAPREDAK U IMPLEMENTACIJI PRIORITETNIH MJERA PROGRAMA

Sprovođenje IPARD II programa se odvijalo u skladu sa objavljenim Javnim pozivima. Tokom perioda implementacije IPARD II programa objavljeno je 11 javnih poziva.

Tabela 12: Broj javnih poziva po godinama

Godina	Broj javnih poziva
2018	2
2019	1
2020	2
2021	2
2022	2
2023	2
Total	11

Izvor: Direkcija za monitoring i evaluaciju IPARD-a, MPŠV

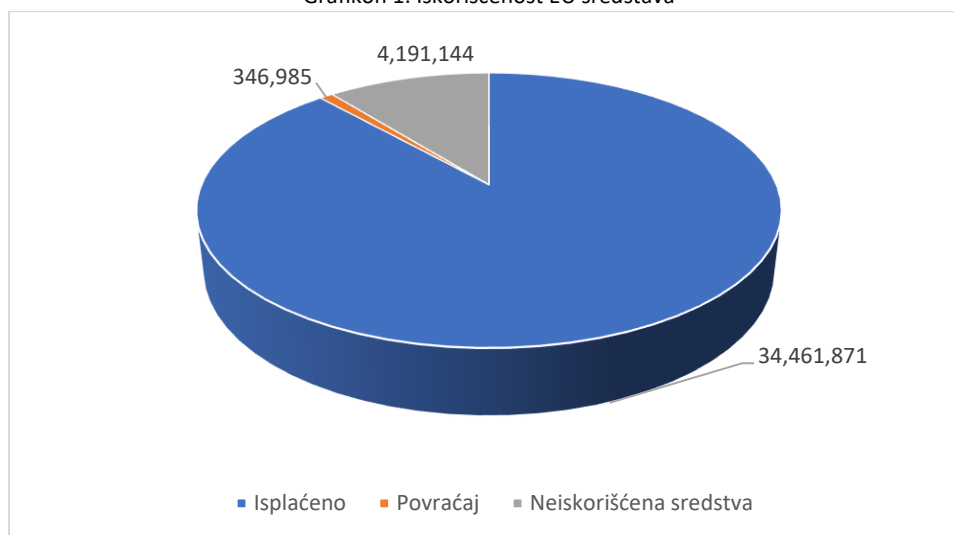
Tabela 13: Trajanje javnih poziva po godinama

Mjera/Poziv	Početak	Kraj	Produženo
M1/I	1 mart 2018	15 maj 2018	
M3/I	16 maj 2018	16 jul 2018	
M3/II	4 septembar 2019	20 decembar 2019	
M1/II	24 februar 2020	19 maj 2020	19 avgust 2020
M3/III	20 decembar 2020	15 mart 2021	15 april 2021
M7/I	23 jun 2021	31 avgust 2021	30 septembar 2021
M1/III	10 novembar 2021	27 decembar 2021	
M3/IV	14 februar 2022	30 mart 2022	
M1/IV	14 mart 2022	28 april 2022	
M3/V	6 februar 2023	6 mart 2023	
M1/V	15 maj 2023	15 jun 2023	

Izvor: Direkcija za monitoring i evaluaciju IPARD-a, MPŠV

Ukupno je isplaćeno 748 projekata u iznosu od 34.808.856 EUR EU sredstava i 11.602.954 EUR nacionalnih sredstava bespovratne podrške što ukupno iznosi 46.411,810 EUR grant bespovratne podrške. Uzimajući u obzir iznos od 39.000.000 EUR, koliko je na početku implementacije Programa bilo na raspolaganju za rezultat imamo da je utrošeno 89,25% raspoloživih sredstava EU podrške.

Grafikon 1: Iskorišćenost EU sredstava



Izvor: Direkcija za monitoring i evaluaciju IPARD-a, MPŠV

Sprovođenje mjere 1 – Investicije u fizički kapital poljoprivrednih gazdinstava

Objavljivanje Javnih poziva kroz IPARD II program počelo je sa Mjerom 1 od 1 marta 2018. godine. Tokom implementacije IPARD II programa objavljeno je pet (5) Javnih poziva.

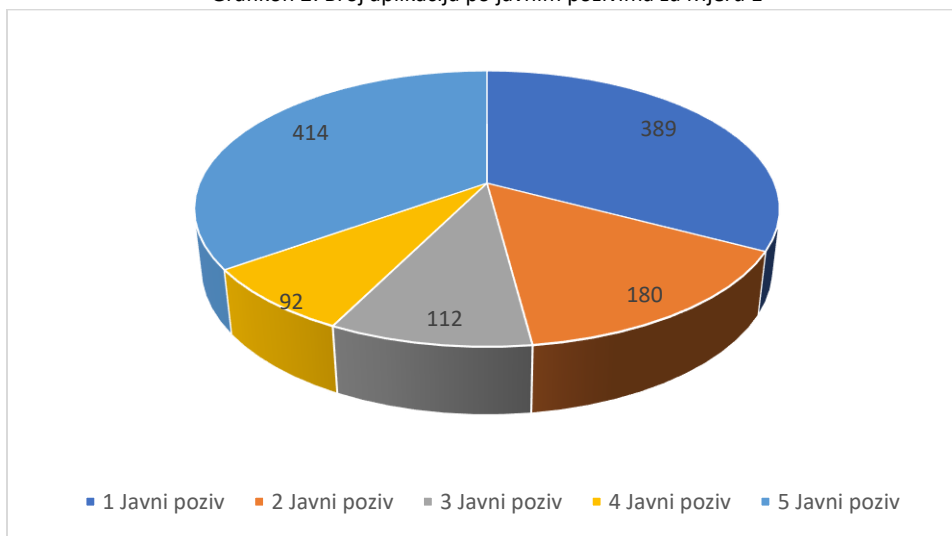
Kroz Mjeru 1 pristiglo je 1.187 aplikacija, ugovoreno 777 projekata, dok je isplaćeno 650 projekata odnosno 54% od apliciranih projekata ili 83,65% od ugovorenih projekata.

Tabela 14: Sprovođenje Mjere 1 po Javnim pozivima

Javni poziv	Apliciralo	Ugovoreno	Isplaćeno
1 Javni poziv	389	246	207
2 Javni poziv	180	118	63
3 Javni poziv	112	66	60
4 Javni poziv	92	49	41
5 Javni poziv	414	298	279
Ukupno	1.187	777	650

Izvor: Direkcija za monitoring i evaluaciju IPARD-a, MPŠV

Grafikon 2: Broj aplikacija po javnim pozivima za Mjeru 1



Izvor: Direkcija za monitoring i evaluaciju IPARD-a, MPŠV

Analiza podataka po sektorima za Mjeru 1

Najviše je aplikacija bilo kroz sektor mlijeka, 591 aplikacija ili 49,78% od ukupnog broja aplikacija. Od 591 aplikacije ugovoreno je 434 projekata dok je isplaćeno 370 projekata. Zatim slijedi sektor voća i povrća sa 406 aplikacija ili 34,20% od ukupnog broja aplikacija. Treći po redu sektor sa najviše aplikacija je sektor mesa sa 77 aplikacija, 49 ugovorenih projekata odnosno 35 isplaćenih projekata.

Tabela 15: Sprovođenje Mjere 1 po sektorima

Sektor	Apliciralo	Ugovoreno	Isplaćeno	Javna podrška	EU podrška	Nacionalna podrška
Sektor mlijeka	591	434	370	11.426.677	8.570.007	2.856.670
Sektor mesa	77	49	35	2.413.751	1.810.312	603.439
Sektor jaja	25	14	11	2.593.844	1.945.383	648.461
Sektor voća i povrća	406	235	198	8.763.484	6.572.612	2.190.871

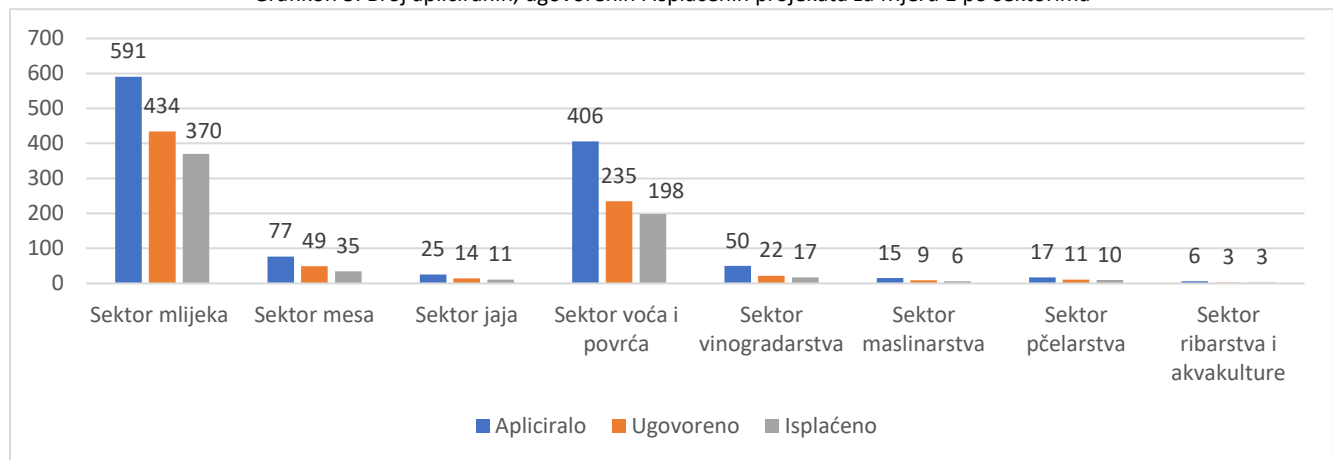
Sektor vinogradarstva	50	22	17	844.691	633.518	211.173
Sektor maslinarstva	15	9	6	452.069	339.051	113.017
Sektor pčelarstva	17	11	10	207.612	155.709	51.903
Sektor ribarstva i akvakulture	6	3	3	52.937	39.703	13.234
Ukupno	1.187	777	650	26.755.063	20.066.296	6.688.769

Izvor: Direkcija za monitoring i evaluaciju IPARD-a, MPŠV

Četvrti po redu sektor je sektor vinogradarstva sa 50 aplikacija, 22 ugovorenih projekata odnosno 17 isplaćenih projekata. Zatim slijede sektor jaja sa 25 aplikacija, 14 ugovorenih projekata odnosno 11 isplaćenih projekata, sektor pčelarstva sa 17 aplikacija, 11 ugovorenih projekata odnosno 10 isplaćenih projekata, sektor maslinarstva sa 15 aplikacija, 9 ugovorenih projekata odnosno 6 isplaćenih projekata i sektor ribarstva i akvakulture sa 6 aplikacija, 3 ugovorena projekta odnosno 3 isplaćena projekta. Može se takođe zaključiti da prosječan projekat javne podrške kroz Mjeru 1 iznosi 41.162 EUR. Ukoliko se računa pojedinačno po sektorima prosjek vrijednosti podrške po projektu je kao što slijedi:

- sektor mlijeka, 30.883 EUR,
- sektor mesa, 68.964 EUR,
- sektor jaja, 235.804 EUR,
- sektor voća i povrća, 44.260 EUR,
- sektor vinogradarstva, 49.688 EUR,
- sektor maslinarstva, 75.345 EUR,
- sektor pčelarstva, 20.761 EUR, i
- sektor ribarstva i akvakulture, 17.646 EUR.

Grafikon 3: Broj apliciranih, ugovorenih i isplaćenih projekata za Mjeru 1 po sektorima



Izvor: Direkcija za monitoring i evaluaciju IPARD-a, MPŠV

Tabela 16: Javna podrška po Javnim pozivima po godinama za Mjeru 1

Mjera/Godina	2019	2020	2021	2022	2023	2024	2019-2024
	Javna podrška						
1 Javni poziv	398.376	4.151.571	1.847.877	727.502	-	22.089	7.148.415
2 Javni poziv	-	-	693.034	2.270.374	346.449	-	3.309.857
3 Javni poziv	-	-	-	625.455	1.982.941	467.137	3.075.532
4 Javni poziv	-	-	-	104.396	1.319.328	1.192.977	2.616.701
5 Javni poziv	-	-	-	-	-	10.604.558	10.604.558
Ukupno za M 1	398.376	4.151.571	2.541.911	3.727.726	3.648.718	12.188.160	26.755.063

Izvor: Direkcija za monitoring i evaluaciju IPARD-a, MPŠV

Analizirajući tabelu 16 može se zaključiti da je u 2019. godini isplaćeno svega 1,48% sredstava grant podrške, u 2020. godini 15,51%, u 2021 godini 9,50%, u 2022. godini 13,93%, u 2023. godini 13,63% dok je u 2024. godini isplaćeno rekordnih 45,55% ili 12.188.160 EUR javne podrške.

U sljedećoj tabeli se može vidjeti isplata EU sredstava po godinama i Javnim pozivima Mjere 1 IPARD II programa.

Tabela 17: EU podrška po Javnim pozivima po godinama za Mjeru 1

Mjera/Godina	2019	2020	2021	2022	2023	2024	2019-2024
	EU podrška						
1 Javni poziv	298.782	3.113.678	1.386.658	545.626	-	16.567	5.361.311
2 Javni poziv	-	-	519.776	1.702.780	259.837	-	2.482.393
3 Javni poziv	-	-	-	469.091	1.487.205	350.353	2.306.649
4 Javni poziv	-	-	-	78.297	989.496	894.733	1.962.526
5 Javni poziv	-	-	-	-	-	7.953.418	7.953.418
Ukupno za M1	298.782	3.113.678	1.906.434	2.795.794	2.736.538	9.215.070	20.066.296

Izvor: Direkcija za monitoring i evaluaciju IPARD-a, MPŠV

Isto tako, iz tabele 17 se može zaključiti da je u 2024. godini isplaćeno 45,92% EU sredstava bespovratne podrške kroz Mjeru 1, odnosno 9.215.070 EUR EU podrške.

Regionalna raspodjela

Kada je u pitanju regionalna raspodjela sredstava podrške za Mjeru 1 najviše je sredstava investirano u središnji region odnosno 10.360.116 EUR EU podrške ili 13.813.488 EUR javne podrške ili 51,63% od ukupnog isplaćenog iznosa za Mjeru 1. Zatim slijedi sjeverni region sa 8.660.731 EUR EU podrške odnosno 11.547.646 EUR ili 43,16% od ukupnog isplaćenog iznosa za Mjeru 1, dok je najmanje sredstava isplaćeno u primorskom regionu, 1.045.448 EUR EU podrške ili 1.393.930 EUR javne podrške ili 5,21% od ukupnog isplaćenog iznosa za Mjeru 1, što se može vidjeti i u tabeli 18.

Tabela 18: Regionalna raspodjela sredstava podrške za Mjeru 1

Region	Sjeverni region			Središnji region			Primorski region			Ukupno	
	Javna podrška	EU podrška	%	Javna podrška	EU podrška	%	Javna podrška	EU podrška	%	Javna podrška	EU podrška
1 Javni poziv	2.636.307	1.977.230	36,88	3.775.628	2.831.721	52,82	736.481	552.360	10,30	7.148.415	5.361.311
2 Javni poziv	748.186	561.139	22,60	2.184.980	1.638.735	66,01	376.691	282.518	11,38	3.309.857	2.482.393
3 Javni poziv	1.008.336	756.252	32,79	1.845.880	1.384.411	60,02	221.316	165.987	7,20	3.075.532	2.306.649
4 Javni poziv	834.190	625.642	31,88	1.754.375	1.315.782	67,05	28.136	21.102	1,08	2.616.701	1.962.526
5 Javni poziv	6.320.626	4.740.469	59,60	4.252.625	3.189.468	40,10	31.307	23.481	0,30	10.604.558	7.953.418
UKUPNO	11.547.645	8.660.732	43,16	13.813.488	10.360.116	51,63	1.393.930	1.045.448	5,21	26.755.063	20.066.296

Izvor: Direkcija za monitoring i evaluaciju IPARD-a, MPŠV

Međutim, ako se gleda broj korisnika, onda imamo situaciju da je najviše korisnika iz sjevernog regiona, tj. 398 korisnika, 229 korisnika je u središnjem regionu, dok je 23 korisnika u primorskom regionu.

Vrste investicija kroz Mjeru 1

Kada su je u pitanju vrsta investicija, kroz Mjeru 1 je najviše sredstava isplaćeno za nabavku mehanizacije, i to u iznosu od 9.438.029 EUR za 466 korisnika, kao što se može vidjeti u tabeli br. 19 u nastavku. Zatim slijedi nabavka mehanizacije i opreme, 65 korisnika sa EU podrškom u iznosu od 2.820.283 EUR. Slijedi nabavka opreme sa 31 korisnikom i EU podrškom u iznosu od 1.690.584 EUR, izgradnja/rekonstrukcija i oprema sa 12 korisnika i EU podrškom od 1.342.448 EUR, itd (vidi tabelu 19).

Tabela 19: Vrsta nabavke kroz Mjeru 1

Vrsta nabavke	Broj korisnika	Iznos EU podrške, EUR
Mehanizacija	466	9.438.029
Mehanizacija i oprema	65	2.820.383
Oprema	31	1.690.584
Izgradnja/rekonstrukcija i oprema	12	1.342.448
Izgradnja/rekonstrukcija	21	905.894
Oprema, sadnice, podizanje plantaža, vozila	17	818.171
Izgradnja/rekonstrukcija, mehanizacija i oprema	8	676.735
Izgradnja/rekonstrukcija i mehanizacija	9	457.873
Izgradnja/rekonstrukcija, mehanizacija, oprema i sadnice	2	379.893
Izgradnja	3	314.556
Izgradnja plastenika	3	289.565
Mehanizacija, oprema i sadnice	2	278.452
Izgradnja/rekonstrukcija, mehanizacija, priprema terena i oprema	1	207.118
Nabavka sadnica i opreme, iskop bunara	1	135.518
Izgradnja, mehanizacija i oprema	1	91.974
Izgradnja/rekonstrukcija, oprema i sadnice	2	64.907
Izgradnja/rekonstrukcija plastenika i oprema	1	64.555
Izgradnja plastenika i mehanizacija	1	44.663
Mehanizacija i sadnice	1	22.780
Mehanizacija, oprema, vozila i sadnice	1	8.994
Izgradnja ograde	1	7.715
Mehanizacija i uređenje prostora	1	5.491
Ukupno	650	20.066.296

Izvor: Direkcija za monitoring i evaluaciju IPARD-a, MPŠV

Nabavka traktora kroz Mjeru 1 je iznosila 6.070.227 EUR EU podrške, 2.023.409 EUR nacionalne podrške odnosno 8.093.636 EUR ukupno javne podrške, gdje je traktor nabavilo 464 korisnika IPARD II podrške.

Tabela 20: Nabavka traktora po javnim pozivima

Javni poziv	EU podrška	Nacionalna podrška	Javna podrška	Broj korisnika
1 Javni poziv	1.113.541	371.180	1.484.722	162
2 Javni poziv	422.618	140.873	563.490	36
3 Javni poziv	570.181	190.060	760.241	37
4 Javni poziv	344.440	114.813	459.254	20
5 Javni poziv	3.619.447	1.206.482	4.825.929	209
Ukupno	6.070.227	2.023.409	8.093.636	464

Izvor: Direkcija za monitoring i evaluaciju IPARD-a, MPŠV

62,3% od ukupnog broja isplaćenih projekata je nabavilo traktore kroz IPARD II program.

Mladi korisnici Mjere 1

Kada su u pitanju mladi korisnici, kroz Mjeru 1 je bilo 154 korisnika, kako se može vidjeti u tabeli 21.

Tabela 21: Podrška mladim korisnicima po javnim pozivima za Mjeru 1

Javni poziv	Broj korisnika	EU podrška	Nacionalna podrška	Javna podrška
1 Javni poziv	49	1.875.331	625.111	2.500.442
2 Javni poziv	17	562.196	187.399	749.594
3 Javni poziv	16	1.060.057	353.352	1.413.409
4 Javni poziv	16	988.106	329.369	1.317.475
5 Javni poziv	56	2.213.255	737.752	2.951.008
Ukupno	154	6.698.946	2.232.982	8.931.928

Izvor: Direkcija za monitoring i evaluaciju IPARD-a, MPŠV

Mladi korisnici kroz Mjeru 1 su iskoristili 6.698.946 EUR EU sredstava što je 33,38% u odnosu na ukupan iznos EU sredstava kroz Mjeru 1, odnosno 19,24% od ukupnog iznosa isplaćenih bespovratnih sredstava podrške.

Kada se radi o korisnicima, njih 154 čini 23,69% korisnika Mjere 1 odnosno 20,58% od ukupnog broja isplaćenih projekata kroz IPARD II program.

Žene korisnice kroz Mjeru 1

U okviru analize u nastavku je data tabela koja prikazuje korišćenje sredstava podrške žena korisnica po javnim pozivima kroz Mjeru 1.

Tabela 22: Podrška ženama po javnim pozivima kroz Mjeru 1

Javni poziv	Broj korisnika	EU podrška	Nacionalna podrška	Javna podrška
1 Javni poziv	16	967.411	322.470	1.289.881
2 Javni poziv	9	374.680	124.893	499.573
3 Javni poziv	15	752.153	250.718	1.002.870
4 Javni poziv	8	483.254	161.085	644.339
5 Javni poziv	45	1.234.357	411.453	1.645.810
Ukupno	93	3.811.855	1.270.619	5.082.474

Izvor: Direkcija za monitoring i evaluaciju IPARD-a, MPŠV

Ukupno je isplaćeno 3.811.855 EUR sredstava EU podrške za 93 žene korisnice, što je 18,99% od ukupnog iznosa EU podrške kroz Mjeru 1 ili 1,09% od ukupnog iznosa EU podrške kroz IPARD II program.

Sprovođenje Mjere 3 – Investicije u fizički kapital vezano za preradu i marketing poljoprivrednih i ribljih proizvoda

Sprovođenje Mjere 3 je počelo sa objavljivanjem Prvog Javnog poziva 16 maja 2018. godine. Tokom implementacije IPARD II programa objavljeno je pet (5) javnih poziva za Mjeru 3.

Broj aplikacija, ugovorenih projekata i isplaćenih projekata je dat u tabeli 23.

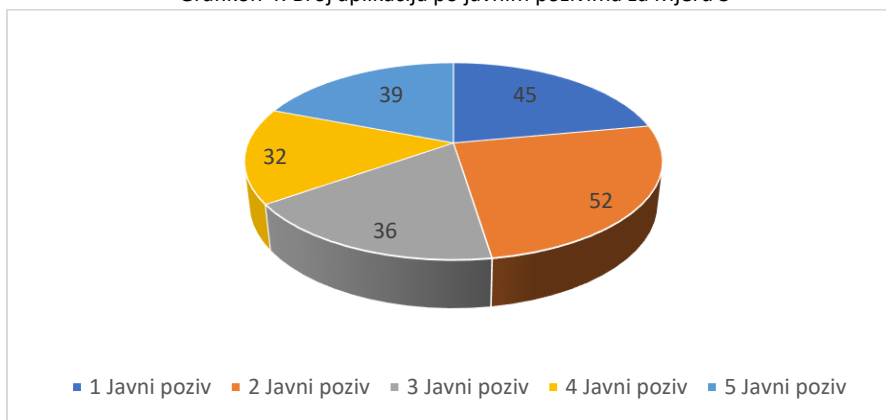
Tabela 23: Sprovođenje Mjere 3 po Javnim pozivima

Javni poziv	Apliciralo	Ugovoreno	Isplaćeno
1 Javni poziv	45	20	13
2 Javni poziv	52	26	15
3 Javni poziv	38	23	12
4 Javni poziv	32	20	14
5 Javni poziv	39	29	27
UKUPNO	206	118	81

Izvor: Direkcija za monitoring i evaluaciju IPARD-a, MPŠV

Kroz Mjeru 3 je ukupno apliciralo 206 projekata, ugovoreno njih 118, dok je isplaćeno 81 projekat ili 39,32% od ukupnog broja aplikacija ili 68,64% od ugovorenih projekata. Najviše je aplikacija bilo kroz 2 Javni poziv, njih 52, ali je najviše isplata bilo kroz 5 Javni poziv, 27 isplaćenih projekata.

Grafikon 4: Broj aplikacija po javnim pozivima za Mjeru 3



Izvor: Direkcija za monitoring i evaluaciju IPARD-a, MPŠV

Analiza podataka po sektorima za Mjeru 3

Ukoliko gledamo broj aplikacija najviše je aplikacija pristiglo kroz sektor voća i povrća, njih 63, zatim sektor mesa sa 58 aplikacija, sektor vina sa 44 aplikacija, sektor mlijeka sa 25 aplikacija, sektor maslinovog ulja sa 10 aplikacija i na kraju sa najmanje aplikacija (6) sektor ribarstva i akvakulture.

Tabela 24: Sprovođenje Mjere 3 po sektorima

Sektor	Apliciralo	Ugovoreno	Isplaćeno	Javna podrška	EU podrška	Nacionalna podrška
Mlijeka	25	13	6	684.195	513.147	171.049
Mesa/klanice	58	39	34	8.399.553	6.299.665	2.099.888
Voće i povrće	63	40	24	5.732.543	4.299.407	1.433.136
Vino	44	22	14	2.786.348	2.089.761	696.587
Maslinovo ulje	10	4	3	818.890	614.168	204.723
Ribarstvo i akvakultura	6	0	0	0,00	0,00	0,00
Ukupno	206	118	81	18.421.530	13.816.148	4.605.383

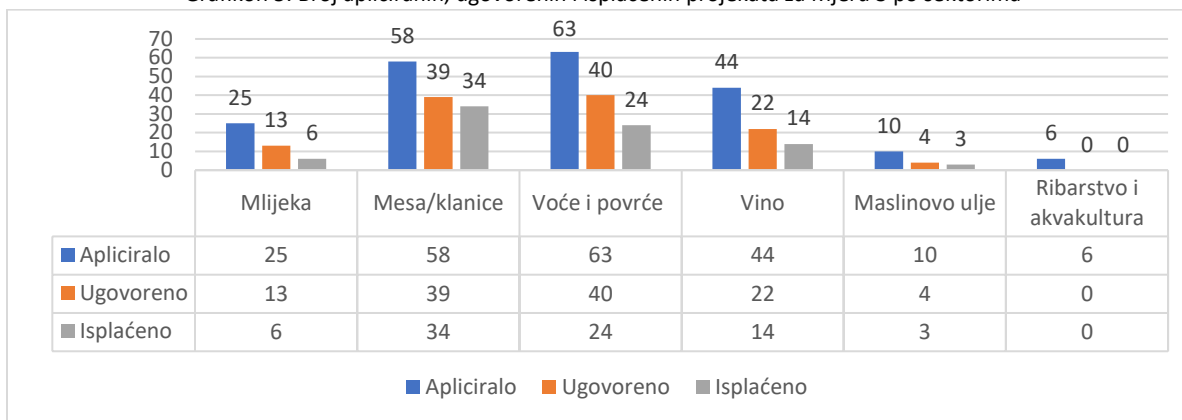
Izvor: Direkcija za monitoring i evaluaciju IPARD-a, MPŠV

Međutim, najviše je isplaćeno projekata kroz sektor mesa i to njih 34, sa EU podrškom u iznosu od 6.299.665 EUR, nacionalnom podrškom u iznosu od 2.099.888 EUR tj. sa javnom podrškom u iznosu od 8.399.553 EUR ili 45,59% od ukupnog isplaćenog iznosa javne podrške. Zatim sljedeći po redu najviše iskorištenih sredstava podrške je sektor voća i povrća sa EU podrškom u iznosu do 4.299.407 EUR, nacionalnom podrškom u iznosu od 1.433.136 EUR odnosno javnom podrškom u iznosu od 5.732.543 EUR ili 31,11% od ukupno isplaćenog iznosa javne podrške. Slijedi sektor vina sa 15,12% isplaćene javne podrške, sektor maslinovog ulja sa 4,44% i sektor prerade mlijeka sa 3,71% od ukupno isplaćenog iznosa javne podrške.

Prosječan iznos projekata javne podrške podrške kroz Mjeru 3 iznosi 227.426 EUR. Ukoliko se računa pojedinačno po sektorima prosjek projekta je kao što slijedi:

- sektor mlijeka, 114.033 EUR,
- sektor mesa, 247.046 EUR,
- sektor voća i povrća, 238.856 EUR,
- sektor vina, 199.025 EUR,
- sektor maslinovog ulja, 272.963 EUR.

Grafikon 5: Broj apliciranih, ugovorenih i isplaćenih projekata za Mjeru 3 po sektorima



Izvor: Direkcija za monitoring i evaluaciju IPARD-a, MPŠV

Tabela 25: Javna podrška po Javnim pozivima po godinama za mjeru 3

Godina	2019	2020	2021	2022	2023	2024	2019-2024
Javni poziv	Javna podrška						Ukupno
1 Javni poziv	1.424.559	435.442	446.710	937.659	0	0	3.244.371
2 Javni poziv	0	23.332	1.428.453	2.276.066	747.066	0	4.474.916
3 Javni poziv	0	0	283.689	677.802	1.018.690	931.586	2.911.767
4 Javni poziv	0	0	0	478.877	1.763.837	1.256.574	3.499.290
5 Javni poziv	0	0	0	0	4.291.186	0	4.291.186
Ukupno	1.424.559	458.774	2.158.852	4.370.406	7.820.779	2.188.160	18.421.530

Izvor: Direkcija za monitoring i evaluaciju IPARD-a, MPŠV

Kroz Mjeru 3 najviše je sredstava podrške isplaćeno tokom 2023. godine i to 7.820.779 EUR javne podrške, što je procentualno 42,45%. Onda slijedi 2022. godina sa javnom podrškom u iznosu od 4.370.406 EUR ili 23,72%, itd.

Tabela 26: Javna podrška po Javnim pozivima po godinama za mjeru 3

Godina	2019	2020	2021	2022	2023	2024	2019-2024
Javni poziv	EU podrška						Ukupno
1 Javni poziv	1.068.419	326.582	335.033	703.245	0	0	2.433.278
2 Javni poziv	0	17.499	1.071.340	1.707.049	560.299	0	3.356.187
3 Javni poziv	0	0	212.767	508.352	764.018	698.689	2.183.825
4 Javni poziv	0	0	0	359.159	1.322.878	942.430	2.624.467
5 Javni poziv	0	0	0	0	3.218.390	0	3.218.389
Ukupno	1.068.419	344.081	1.619.139	3.277.805	5.865.584	1.641.120	13.816.148

Izvor: Direkcija za monitoring i evaluaciju IPARD-a, MPŠV

Isto tako, kao za javnu podršku, najviše je EU sredstava kroz Mjeru 3 isplaćeno tokom 2023. godine i to 5.865.585 EUR ili 42,45%. Zatim slijedi 2022. godina sa 3.277.805 EUR ili 23,72%, itd.

Regionalna raspodjela

Regionalna raspodjela sredstava bespovratne podrške je sljedeća:

- 15 projekata je isplaćeno u sjevernom regionu,
- 64 projekta je isplaćeno u središnjem regionu, i
- 1 projekat je isplaćen u primorskom regionu.

Procenat regionalne raspodjele korišćenja sredstava za Mjeru 3 je 80,74% središnji region sa 64 projekata, 19,12% sjeverni region sa 15 projekata i 0,14% primorski region sa jednim projektom.

Tabela 27: Regionalna raspodjela sredstava podrške za Mjeru 3

Region	Sjeverni region			Središnji region			Primorski region			Ukupno	
Javni pozivi	Javna podrška	EU podrška	%	Javna podrška	EU podrška	%	Javna podrška	EU podrška	%	Javna podrška	EU podrška
1 Javni poziv	338.207	253.655	31,67	2.192.087	1.644.066	67,57	0	0	0	3.244.371	2.433.278
2 Javni poziv	1.027.334	770.500	17,85	3.676.290	2.757.217	82,15	24.950	18.713	0,77	4.474.916	3.356.187
3 Javni poziv	798.627	598.970	8,66	2.659.594	1.994.696	91,34	0	0	0	2.919.767	2.183.825
4 Javni poziv	252.173	189.130	31,61	2.393.269	1.794.952	68,39	0	0	0	3.499.290	2.624.467
5 Javni poziv	1.106.020	829.515	7,88	3.952.979	2.964.734	92,12	0	0	0	4.291.186	3.218.390
UKUPNO	3.522.360	2.641.770	19,12	14.874.220	11.155.665	80,74	24.950	18.713	0,14	18.421.530	13.816.148

Izvor: Direkcija za monitoring i evaluaciju IPARD-a, MPŠV

Vrste investicija kroz Mjeru 3

Kada je u pitanju vrsta investicije kroz Mjeru 3 najviše je korisnika za nabavku opreme, njih 27, sa udjelom od 25,69% od ukupnog iznosa, ali je više sredstava isplaćeno za izgradnju/rekonstrukciju i opremu odnosno 3.736.345 EUR ili 27,04% ali za manje korisnika, njih 15. Druga vrsta investicije po broju korisnika odnosno treći po iznosu isplaćenih sredstava je nabavka opreme i vozila u iznosu od 2.851.509 EUR sa učešćem od 20,63% od ukupnog isplaćenog iznosa EU podrške (vidi tabelu 28).

Tabela 28: Vrste investicija kroz Mjeru 3

Vrsta nabavke	Broj korisnika	Iznos EU podrške, EUR
Izgradnja	1	351.267
Izgradnja i oprema	3	731.182
Izgradnja/rekonstrukcija	3	584.528
Izgradnja/rekonstrukcija i oprema	15	3.736.345
Mehanizacija i oprema	3	669.735
Oprema	27	3.549.389
Oprema i fotonaponski paneli	1	229.423
Oprema i izgradnja	2	427.203
Oprema i vozilo	22	2.851.509
Oprema, mehanizacija i vozilo	1	337.083
Rekonstrukcija i oprema	1	269.136
Vozilo	2	79.349
Ukupno	81	13.816.148

Izvor: Direkcija za monitoring i evaluaciju IPARD-a, MPŠV

Mladi korisnici Mjere 3

Od 81 korisnika kroz Mjeru 3, 27 je mladih korisnika ili 33,33%. Uzimajući u obzir isplaćena EU sredstva podrške mladim korisnicima kroz Mjeru 3 u iznosu od 4.235.021 EUR isplaćeno je 30,65% sredstava podrške od ukupnog isplaćenog iznosa za Mjeru 3 od 13.816.148 EUR.

Tabela 29: Podrška mladim korisnicima po javnim pozivima za Mjeru 3

Javni poziv	Broj korisnika	EU podrška	Nacionalna podrška	Javna podrška
1 Javni poziv	4	645.134	215.045	860.178
2 Javni poziv	2	676.965	225.655	902.619
3 Javni poziv	4	742.778	247.593	990.370
4 Javni poziv	4	679.788	226.596	906.383
5 Javni poziv	13	1.490.357	496.786	1.987.357
Ukupno	27	4.235.021	1.411.674	5.646.694

Izvor: Direkcija za monitoring i evaluaciju IPARD-a, MPŠV

Žene korisnice Mjere 3

U okviru korisnika Mjere 3 spadaju i 28 žene korisnice, za koje je isplaćen iznos od 2.178.708 EUR ili 34,56% od ukupnog broja isplaćenih projekata.

Tabela 30: Podrška ženama po javnim pozivima kroz Mjeru 3

Javni poziv	Broj korisnika	EU podrška	Nacionalna podrška	Javna podrška
1 Javni poziv	1	24.973	8.324	33.298
2 Javni poziv	8	517.441	172.480	689.921
3 Javni poziv	3	286.173	95.391	381.564
4 Javni poziv	7	753.983	251.328	1.005.310
5 Javni poziv	9	596.139	198.713	794.852
Ukupno	28	2.178.708	726.236	2.904.944

Izvor: Direkcija za monitoring i evaluaciju IPARD-a, MPŠV

Udio EU podrške u iznosu od 2.178.708 EUR, koji je isplaćen ženama korisnicama je 15,76% u odnosu na cjelokupni EU iznos od 13.816.148 EUR isplaćen kroz Mjeru 3.

Sprovođenje mjere 7 – Diverzifikacija gazdinstva i razvoj poslovanja

Analiza podataka

Za programski period 2014-2020 je bio objavljen samo jedan javni poziv za Mjeru 7.

Podnešene su 102 aplikacije, ugovoreno njih 25, dok je isplaćeno 17 projekata sa javnom podrškom u iznosu od 1.235.217 EUR odnosno EU podrškom u iznosu od 926.412 EUR.

Prosječan projekat javne podrške kroz Mjeru 7 iznosi 72.660 EUR.

Regionalna raspodjela isplaćenih projekata je sljedeća:

- 15 projekata je isplaćeno na sjevernom regionu, i
- 2 projekta je isplaćeno u središnjem regionu.

Od 17 korisnika tri su žene korisnice sa EU podrškom u iznosu od 213.478 EUR.

Period realizacije projekata

Što se tiče perioda realizacije projekta, prilično je dug period od aplikacije do isplate odnosno od ugovaranja do isplate.

Tabela 31. Period realizacije projekata

Mjera/Javni poziv/Indikator	Broj korisnika	Broj dana od podnošenja aplikacije do isplate	Broj dana od ugovaranja projekta do isplate
M1	650		
M1/1 Javni poziv	207	864	488
M1/2 Javni poziv	63	693	516
M1/3 Javni poziv	60	556	386
M1/4 Javni poziv	41	577	363
M1/5 Javni poziv	279	447	214
M3	81		
M3/1 Javni poziv	13	1.033	861
M3/2 Javni poziv	15	909	690
M3/3 Javni poziv	8	908	673
M3/4 Javni poziv	6	673	464
M3/5 Javni poziv	27	281	188
M7	17		
M7/1 Javni poziv	17	1.149	530

Izvor: Direkcija za monitoring i evaluaciju IPARD-a, MPŠV

Iz tabele 31 se jasno može vidjeti da, kako je vrijeme odmicalo period realizacije projekata se smanjio, što zapravo znači da povećanje broja zaposlenih u IPARD Agenciji je bilo opravdano. Takođe, 5 Javni pozivi kroz Mjeru 1 i Mjeru 3 su realizovani dosta brže od prethodnih, što je moglo da utiče i na kraći rok realizacije određenih javnih poziva ali i zbog toga što su bili namijenjeni jednoj nabavci, mehanizaciji (Mjera 1) odnosno nabavci opreme (Mjera 3).

Izvor finansiranja

Obzirom da je preduslov da korisnik realizuje investiciju obezbjeđivanjem finansijskih sredstava prije dobijanja bespovratne podrške, korisnicima su određene olakšice za dobijanje sredstava potpisivanjem novog sporazuma o saradnji između Ministarstva poljoprivrede, šumarstva i vodoprivrede i Razvojne banke (prije Investiciono-razvojni fond) u cilju produbljivanja saradnje između Ministarstva i ove finansijske institucije i bržeg odobravanja kredita potpisnicima IPARD ugovora.

Što se tiče finansijskih sredstava korisnika, a sudeći po podacima IPARD Agencije 32,21% korisnika je koristilo mogućnost podizanja kredita za realizaciju planirane investicije, njih 12,43% je koristilo djelimično kredit i sopstvena sredstva, dok je 55,34% korisnika investiciju realizovalo sopstvenim sredstvima, u većini slučajeva zbog nemogućnosti dobijanja kredita.

Tabela 32: Vrsta finansijskih sredstava korisnika

Mjera	Kredit	Kredit i sopstvena sredstva	Sopstvena sredstva	Ukupno
Mjera 1	225	84	341	650
Mjera 3	7	7	67	81
Mjera 7	9	2	6	17
UKUPNO	241	93	414	748

Izvor: Direkcija za monitoring i evaluaciju IPARD-a, MPŠV

Regionalna raspodjela sredstava podrške

Raspodjela sredstava bespovratne podrške, data u tabeli 33 se vidi da je najviše projekata podržano u sjevernom regionu, njih 429 sa ukupnom javnom podrškom u iznosu od 16.100.423 EUR ili 34,69% ali je veća javna podrška u iznosu od 28.892.508 EUR ili 62,26% isplaćena korisnicima u središnjem regionu, dok je preostali dio isplaćene javne podrške išlo korisnicima u primorskom regionu u iznosu od 1.418.880 EUR ili 3,05% od ukupne javne podrške kroz 24 korisnika.

Prosječan projekat na sjevernom regionu u odnosu na broj korisnika i isplaćene javne podrške iznosi 37.530 EUR, u središnjem regionu iznosi 97.941 EUR, dok je u primorskom regionu prosječan iznos projekta 59.120 EUR.

Tabela 33: Regionalna raspodjela sredstava podrške

Mjera	Javni poziv	Sjeverni region		Središnji region		Primorski region		Ukupno	
		Javna podrška	Broj korisnika	Javna podrška	Broj korisnika	Javna podrška	Broj korisnika	Javna podrška	Broj korisnika
Mjera 1	1 JP	2.636.307	125	3.775.628	73	736.481	9	7.148.414	207
	2 JP	748.186	32	2.184.980	25	376.691	6	3.309.857	63
	3 JP	1.008.338	28	1.845.880	26	221.316	6	3.075.534	60
	4 JP	834.190	20	1.754.375	20	28.136	1	2.616.701	41
	5 JP	6.320.626	193	4.252.625	85	31.307	1	10.604.558	279
Ukupno		11.547.646	398	13.813.488	229	1.393.930	23	26.755.063	650
Mjera 3	1 JP	1.027.334	3	2.192.087	9	24.950	1	3.244.371	13
	2 JP	798.627	2	3.676.290	13	0	0	4.474.916	15
	3 JP	252.173	2	2.659.594	10	0	0	2.911.767	8
	4 JP	1.106.020	2	2.393.269	12	0	0	3.499.290	6
	5 JP	338.207	7	2.952.979	20	0	0	4.291.186	27
Ukupno		3.522.360	16	14.874.220	64	24.950	1	18.421.530	81
Mjera 7	1 JP	1.030.417	15	204.800	2	0	0	1.235.216	17
	Ukupno	1.030.417	15	204.800	2	0	0	1.235.216	17
UKUPNO		16.100.423	429	28.892.508	295	1.418.880	24	46.411.810	748

Izvor: Direkcija za monitoring i evaluaciju IPARD-a, MPŠV

Mladi korisnici

U skladu sa Sektorskim sporazumom mladim korisnicima kroz Mjeru 1 i Mjeru 7 je podrška iznosila 65%. Kroz IPARD II program je podržano 186 mladih korisnika, sa javnom podrškom u iznosu od 15.014.294 EUR, EU podrškom u iznosu od 11.260.720 EUR i nacionalnom podrškom u iznosu od 3.753.574 EUR.

Ukupan procenat javne podrške mladim korisnicima u odnosu na ukupno isplaćenu javnu podršku je 24,36%.

Najviše je podrške isplaćene kroz Mjeru 1, iznos od 8.931.928 EUR javne podrške, zatim kroz Mjeru 3 iznos od 5.646.694 EUR, a najmanje kroz Mjeru 7 iznos od 435.672 EUR.

Tabela 34: Mladi korisnici

Javni poziv	EU podrška	Nacionalna podrška	Javna podrška	Broj korisnika
Mjera 1				
1 Javni poziv	1.875.331	625.111	2.500.442	49
2 Javni poziv	562.196	187.399	749.594	17
3 Javni poziv	1.060.057	353.352	1.413.409	16
4 Javni poziv	988.106	329.369	1.317.475	16
5 Javni poziv	2.213.255	737.752	2.951.008	56
Ukupno	6.698.946	2.232.982	8.931.928	154
Mjera 3				
1 Javni poziv	645.134	215.045	860.178	4
2 Javni poziv	676.965	225.655	902.619	2
3 Javni poziv	742.778	247.593	990.370	4
4 Javni poziv	679.788	226.596	906.383	4
5 Javni poziv	1.490.357	496.786	1.987.143	13
Ukupno	4.235.021	1.411.674	5.646.694	27
Mjera 7				
1 Javni poziv	326.754	108.918	435.672	5
Ukupno	326.754	108.918	435.672	5
UKUPNO M1, M3 i M7	11.260.720	3.753.574	15.014.294	186

Izvor: Direkcija za monitoring i evaluaciju IPARD-a, MPŠV

Žene korisnice

Od 748 korisnika IPARD II programa 126 su žene ili 16,84% od ukupnog broja isplaćenih projekata. Ako se gleda iznos isplaćenih EU sredstava ženama korisnicama onda imamo EU podršku u iznosu od 6.319.516 EUR ili 18,15% od ukupnog iznosa isplaćenih EU sredstava podrške.

Tabela 35: Podrška žena po javnim pozivima

Javni poziv	Broj korisnika	EU podrška	Nacionalna podrška	Javna podrška
1 Javni poziv	16	967.411	322.470	1.289.881
2 Javni poziv	9	374.680	124.893	499.573
3 Javni poziv	15	752.153	250.718	1.002.870
4 Javni poziv	8	483.254	161.085	644.339
5 Javni poziv	45	1.234.357	411.453	1.645.810
Ukupno M1	93	3.811.855	1.270.619	5.082.474
1 Javni poziv	1	24.973	8.324	33.298
2 Javni poziv	8	517.441	172.480	689.921
3 Javni poziv	3	286.173	95.391	381.564
4 Javni poziv	7	753.983	251.328	1.005.310
5 Javni poziv	9	596.139	198.713	794.852
Ukupno M3	28	2.178.708	726.236	2.904.944
1 Javni poziv	5	328.953	109.651	438.604
Ukupno M7	5	328.953	109.651	438.604
UKUPNO Mjera 1, Mjera 3 Mjera 7	126	6.319.516	2.106.506	8.426.022

Izvor: Direkcija za monitoring i evaluaciju IPARD-a, MPŠV

Zaposlenost

Jedan od ključnih indikatora IPARD II programa bila je zapošljavanje. Ukupno 427 ljudi je zaposleno kroz implementaciju IPARD II programa. Kroz verziju 1.0. IPARD II programa za Mjeru 3 planirano je 120 novih radnih mjesta koja će biti stvorena kroz podržane projekte i 50 novih radnih mjesta kroz Mjeru 7. Nakon implementacije IPARD II programa, rezultati su sljedeći:

- 105 je u primarnoj proizvodnji (Mjera 1),
- 304 u sektoru prerađivačke industrije (Mjera 3) i
- 18 ljudi je zaposleno kroz ruralni turizam (Mjera 7).

Uzimajući u obzir navedeno, možemo zaključiti da je kroz Mjeru 3 stvoreno više novih radnih mjesta nego što je planirano (253,33%), dok je Mjera 7 imala manje novih radnih mjesta, odnosno 36% od planiranog.

Uvođenje avansnog i faznog plaćanja

Avansno plaćanje

Od kada je Vlada Cne Gore je na sjednici od 30. jula 2021. godine usvojila Uredbu o izmjeni i dopunama Uredbe o realizaciji i postupku korišćenja sredstava iz Instrumenta pretpristupne pomoći Evropske unije (IPARD II program) (objavljena u „Sl. list Crne Gore“ broj 91/21 od 27. avgusta 2021. godine), kojom je uvedena mogućnost avansnog plaćanja za korisnike podrške, koji su potpisali ugovor o dodjeli podrške i krenuli u realizaciju svoje investicije.

Ova mogućnost uveliko je olakšala finansiranje investicija poljoprivrednim proizvođačima. Vrijednost avansnog finansiranja je 50% od vrijednosti podrške odobrene ugovorom. Tokom perioda implementacije IPARD II programa 2019-2024, avansno je isplaćeno 5.737.438 EUR, sa EU podrškom u iznosu od 4.303.077 EUR i nacionalnom podrškom u iznosu od 1.434.361 EUR. Uvođenje avansnog i faznog plaćanja doprinosi bržoj realizaciji projekata. Udio avansnog plaćanja bespovratnih sredstava EU podrške iznosi 12,36%.

Tabela 36: Iznos avansnog plaćanja

Mjera/Javni poziv	EU doprinos	Nacionalni doprinos	Ukupno prihvatljivi troškovi
Mjera 1			
1 Javni poziv	380.695	126.898	785.303
2 Javni poziv	91.974	30.658	237.033
3 Javni poziv	461.281	153.762	966.356
4 Javni poziv	261.641	87.214	540.986
5 Javni poziv	10.344	3.448	21.608
Ukupno	1.205.935	401.980	2.551.285
Mjera 3			
1 Javni poziv	59.205	19.735	157.879
2 Javni poziv	752.745	250.915	2.007.321
3 Javni poziv	423.070	141.023	1.128.186
4 Javni poziv	829.515	276.505	2.212.041
5 Javni poziv	821.826	273.942	2.158.359
Ukupno	2.886.361	962.120	7.663.786
Mjera 7			
Prvi Javni poziv	210.781	70.260	432.372
UKUPNO M1, M3 & M7	4.303.077	1.434.361	10.647.444

Izvor: Direkcija za monitoring i evaluaciju IPARD-a, MPŠV

Fazno plaćanje

Vlada Cne Gore je na sjednici od 28. oktobra 2021. godine usvojila Uredbu o izmjenama i dopuni Uredbe o realizaciji i postupku korišćenja sredstava iz instrumenta pretpristupne pomoći Evropske unije (IPARD II program) (objavljena u „Sl. listu Crne Gore“ broj 118/21 od 5. novembra 2021. godine), kojom je uvedena mogućnost faznog plaćanja za korisnike podrške koji su potpisali ugovor o dodjeli podrške i krenuli u realizaciju svoje investicije.

Fazno je isplaćeno sredstava u iznosu od 4.093.813 EUR, od čega EU sredstva podrške iznose 3.070.363 EUR dok nacionalno ko-finansiranje iznosi 1.023.450 EUR (vidi tabelu 37).

Udio faznog plaćanja bespovratnih sredstava EU podrške iznosi 8,82%.

Tabela 37: Iznos faznog plaćanja

Mjera/Javni poziv	EU doprinos	Nacionalni doprinos	Ukupno prihvatljivi troškovi
Mjera 1			
1 Javni poziv	-	-	-
2 Javni poziv	252.908	84.303	505.225
3 Javni poziv	752.082	250.694	1.477.331
4 Javni poziv	461.563	153.854	893.601
5 Javni poziv	727.957	242.652	1.396.827
Ukupno	2.194.510	731.503	2.926.013
Mjera 3			
1 Javni poziv	0	0	0
2 Javni poziv	0	0	0
3 Javni poziv	394.013	131.338	1.049.311
4 Javni poziv	407.851	135.950	1.022.163
5 Javni poziv	51.409	17.136	137.090
UKUPNO	853.272	284.424	2.208.563
Mjera 7			
1 Javni poziv	22.581	7.522	46.321
Ukupno M1, M3 & M7	3.070.363	1.023.450	5.180.897

Izvor: Direkcija za monitoring i evaluaciju IPARD-a, MPŠV

Produženje korišćenja finansijskih sredstava za IPARD budžetsku 2020. godinu (n+4)

Direktorat za upravljačku strukturu zatražio je u novembru 2023. godine od Direktorata za poljoprivredu Evropske komisije (DG AGRI) izuzeće od pravila „n+3“ za korišćenje finansijskih sredstava za IPARD budžetsku 2020. godinu, tj. da se Crnoj Gori dozvoli mogućnost korišćenja sredstava za budžetsku 2020. godinu do kraja 2024. godine, umjesto do kraja 2023. godine (produženje sa n+3 na n+4). S toga, na raspolaganju poljoprivrednicima i preduzećima je bio iznos od 8.000.000,00 EUR do kraja 2024. godine.

Povlačenje neiskorišćenih sredstava EU

Sredstva koja nijesu iskorišćena po predviđenoj dinamici i pravilu N+3 se računaju kao povlaćena, u skladu sa članom 34 Sektorskog sporazuma.

Tokom perioda implementacije IPARD II programa neiskorišćeni iznos sredstava EU je 4.191.144 EUR, i to:

- za 2017. godinu, iznos od 756.663 EUR
- za 2018. godinu, iznos od 975.933 EUR i
- Za 2020. godinu iznos od 2.458.549 EUR.

Iskorišćenost raspoloživih sredstava bespovratne EU podrške u iznosu od 39.000.000 EUR, je na kraju implementacije iznosilo 89.25%, što je odličan procenat korišćenja EU sredstava.

Povraćaj isplaćenih sredstava

Iznos od 462.647 EUR je ukupan iznos povraćaja isplaćenih sredstava kroz IPARD II program (EU i nacionalna podrška). Kroz Mjeru 3 povraćaj sredstava iznosi 386.180 EUR, kroz Mjeru 3 iznos povraćaja 76.034 EUR, dok je kroz Mjeru 7 iznos povraćaja 433 EUR.

Što se tiče povraćaja EU sredstava onda je situacija sljedeća:

- kroz Mjeru 1 je povraćaj EU sredstava iznosio 289.635 EUR,
- kroz Mjeru 3 je iznosio 57.025 EUR, dok je
- kroz Mjeru 7 povraćaj sredstava iznosio 325 EUR.

Tri su projekta koji su vršili povraćaj isplaćenog iznosa u potpunosti.

Tabela 38: Povraćaj isplaćenih sredstava (EU i nacionalna podrška)

Javni poziv	Iznos, Mjera 1	Iznos, Mjera 3	Iznos, Mjera 7	UKUPNO
1 Javni poziv	121.768	945	433	123.146
2 Javni poziv	262.843	5.678	0	268.521
3 Javni poziv	1.569	61.382	0	62.951
4 Javni poziv	0	8.028	0	8.028
5 Javni poziv	0	0	0	0
Ukupno	386.180	76.034	433	462.647

Izvor: Direkcija za monitoring i evaluaciju IPARD-a, MPŠV

Imajući u vidu ukupno isplaćena sredstva u iznosu od 34.808.856 EUR i povraćaj sredstava podrške u iznosu od 346.985 EUR, onda za rezultat imamo da su korisnici IPARD II programa, podržani sa iznosom bespovratne podrške u iznosu od 34.461.871 EUR.

6. PREDUZETI KORACI UPRAVLJAČKOG TIJELA, IPARD AGENCIJE I IPARD ODBORA ZA NADGLEDANJE U CILJU POTVRĐIVANJA KVALITETA I EFIKASNOSTI IMPLEMENTACIJE PROGRAMA

U cilju što efikasnijeg sprovođenja IPARD II programa MPŠV i Operativna struktura (Upravljačko tijelo i IPARD Agencija) je na vrijeme krenula rješavati izazove, pogotovo sa tehničkim tijelima, kod kojih je dobijanje dokumenta bilo dosta teže u odnosu na period implementacije IPARD II programa. To se moglo vidjeti tokom realizacije MIDAS i IPARD like projekta. Naime, u rješavanju tih izazova MPŠV i Operativna struktura su potpisali memorandume o razumijevanju kao što slijedi:

- Memorandum o razumijevanju između Operativne strukture (IPARD Agencije) i Agencija za zaštitu životne sredine, 2016. godine;
- Memorandum o razumijevanju između Operativne strukture (IPARD Agencije) i Uprave za bezbjednost hrane, veterinu i fitosanitarne poslove, 2017. godine;
- Memorandum o razumijevanju između MPŠV i Investicionog razvojnog fonda (IRF⁵), 2021. godine; i
- Memorandum o razumijevanju između MPŠV i Ministarstva ekonomskog razvoja i turizma, 20.06.2022. godine.

Upravljačko tijelo

Upravljačko tijelo je je bilo odgovorno za pripremu i sprovođenje IPARD II programa u skladu sa Aneksom 1 Sektorskog sporazuma. Upravljačko tijelo je vršilo svoje funkcije u cilju efektivne realizacije IPARD II programa.

Upravljačko tijelo je bilo nadležno za:

- (a) Izradu IPARD II programa, njegove izmjene i dopune, uključujući one na zahtjev Komisije;
- (b) Kontrolu i verifikaciju mjera, definisane IPARD II programom, u saradnji sa Agencijom za plaćanje;
- (c) Odabir mjera za svaki javni poziv IPARD II programa i vrijeme objave, prihvatljive uslove i finansijsku raspodjelu po mjeri, i po javnom pozivu. Odluke su donijete u saradnji sa IPARD Agencijom;
- (d) Osiguranje da je odgovarajuća nacionalna pravna osnova za implementaciju IPARD II programa na snazi i ažurirana ako je potrebno;
- (e) Pomoć u radu IPARD II Odbora za nadgledanje kao što je navedeno u članu 52 Sektorskog sporazuma, posebno pružanjem potrebne dokumentacije za kvalitetan monitoring implementacije IPARD II programa.

Upravljačko tijelo je u skladu sa Klauzulom 4(3)(a)(i) Aneksa A Okvirnog sporazuma, uspostavilo sistem izvještavanja i informisanja za prikupljanje finansijskih i statističkih informacija o napretku IPARD II programa, takođe na osnovu informacija dobijenih od strane IPARD Agencije, i prosljedio iste IPARD II Odboru za nadgledanje, u skladu sa dogovorom između Crne Gore i Komisije, koristeći gdje je moguće kompjuterizovane sisteme izdavanja razmjene podataka sa Komisijom i povezani sa sistemom izvještavanja i informisanja, koje su bile potrebne za uspostavljanje od strane NAO-a u skladu sa

⁵ Razvojna banka Crne Gore

Klauzulom 2(4)(f) Aneksa A Okvirnog sporazuma. Sistem izvještavanja i informisanja trebalo je da doprinese implementaciji godišnjih i finalnog izvještaja, u skladu sa članom 59 Sektorskog sporazuma.

Upravljačko tijelo je Komisiji predložilo izmjene i dopune IPARD II programa, sa kopijom NIPAC-u, poslije konsultacija sa IPARD Agencijom i nakon odobranja od strane IPARD II Odbora za nadgledanje. Upravljačko tijelo je bilo dužno da osigura da su relevantna tijela obaviještena o potrebi vršenja administrativnih promjena, kada su takve promjene bile potrebne nakon odluke Komisije da izvrši izmjenu IPARD II programa.

Upravljačko tijelo svake godine po proceduri izrađuje akcioni plan za aktivnosti predviđene u okviru mjere tehničke pomoći, koja se podnosi IPARD II Odboru za nadgledanje na saglasnost ali se to nije desilo obzirom da je tek na kraju programskog perioda akreditovana Mjera 9.

Kako je opisano u Klauzuli 4(3)(a)(iv) Aneksa A Okvirnog sporazuma, Upravljačko tijelo je izradilo Evaluacioni plan u skladu sa članom 56 ovog Sporazuma. On je podniet IPARD II Odboru za nadgledanje, kako je opisano članom 52 Sektorskog sporazuma, ne kasnije od godinu dana od njegovog usvajanja od strane Komisije. Evaluacionim planom je bilo predviđeno izvještavati IPARD II Odbor za nadgledanje i Komisiju o ostvarenom napretku u implementaciji ovog plana.

Upravljačko tijelo je donosilo Koherentni plan vidljivosti i komunikacionih aktivnosti u skladu sa članom 24 Okvirnog sporazuma i informisao i konsultovao Komisiju, uzimajući u obzir savjete IPARD II Odbora za nadgledanje. Plan je naročito pokazao inicijative preduzete i one koje treba preduzeti u pogledu informisanja javnosti o pravilima Zajednice o IPARD II programu i njegovim rezultatima.

Ukoliko je dio ovih obaveza delegiran drugom tijelu, Upravljačko tijelo zadržava svu odgovornost za upravljanje i implementaciju ovih obaveza u skladu sa principima finansijskog upravljanja ali u slučaju implementacije IPARD II programa to se nije desilo.

Od samog početka implementacije IPARD II programa Upravljačko tijelo je bilo svjesno svoje uloge i u skladu nadležnostima propisanih Sektorskim sporazumom izvršavalo je obaveze, kada je u pitanju programiranje, monitoring, evaluacija i izvještavanje IPARD II programa.

Isto tako, u cilju uključivanja što više mjera u implementaciju Programa Upravljačko tijelo je u kontinuitetu radilo na tome, tako što je kroz obuke unaprijedio apsorpcione kapacitete, kako bi mogli odgovoriti trenutnim izazovima. S tim u vezi je Upravljačko tijelo pripremio potrebnu dokumentaciju za dobijanja Povjerenja poslova izvršenja budžeta najprije za Mjeru 1 i Mjeru 3, koje su na početku akreditovane, zatim Mjera 7 i na kraju implementacionog perioda Mjera 9.

Programiranje

U cilju što boljeg korišćenja sredstava bespovratne podrške Direkcija za programiranje, u skladu sa Sektorskim sporazumom i internim procedurama (Priručnik o proceduri programiranja IPARD II programa) je aktivno i u kontinuitetu izvršavala svoje obaveze. Naravno, u ovom procesu su bili uključeni i ostali akteri i zainteresovane strane, tako da je nakon 1.0 verzije IPARD II programa, usvojene Odlukom Komisije C (2015) 5074, 20 jula 2015. godine, tokom implementacije IPARD II program je izmijenjen 7 puta i to:

- 1.1 verzija IPARD II programa, usvojena od strane EK tokom 2017. godine,
- 1.2 verzija IPARD II programa usvojena Odlukom Komisije C (2019) 2799, 17 aprila 2019. godine,
- 1.3 verzija IPARD II programa usvojena od strane EK 28 januara 2021. godine,
- 1.4 verzija IPARD II programa usvojena Odlukom Komisije C (2022) 9703 od 15 decembra 2022. godine,
- 1.5 verzija IPARD II programa usvojena od strane EK 27 jula 2023. godine,
- 1.6 verzija IPARD II programa usvojena od strane EK 13 decembra 2023. godine i
- 1.7 verzija IPARD II programa usvojena od strane EK 10 decembra 2024. godine.

Crna Gora je 9. oktobra 2015. godine obavijestila Komisiju o Listi prihvatljivih troškova za sljedeće mjere za IPARD II program:

- Mjera 1: Investicije u fizički kapital poljoprivrednih gazdinstava;
- Mjera 3: Investicije u fizički kapital vezano za preradu i marketing poljoprivrednih i ribljih proizvoda.

Dana 15. oktobra 2015. godine dopisom *ref.: Ares (2015)4313142*, Komisija je, nakon pregleda Liste prihvatljivih troškova, obavijestila Crnu Goru o njihovom prihvatanju. Nakon toga su uslijedile misije revizora, i ispunjavanjem njihovih preporuka, kako za procedure tako i za postavljenu strukturu implementacije IPARD II programa ispunjavali su se minimalni uslovi navedeni u članu 13 (4) Okvirnog sporazuma.

U septembru 2019. godine, NAO je zvanično podnijelo zahtjev za delegiranje zadataka izvršenja budžeta za Mjeru 7.

U aprilu 2020. revizori Evropske komisije poslali su izvještaj sa preporukama za sprovođenje Mjere 7. Dopis kojim se odobrava povjerenje poslova izvršenja budžeta za Mjeru 7 uputilo je DG AGRI 6. avgusta 2020. godine, pružajući Crnoj Gori mogućnost da počne sa objavljivanjem poziva za tu mjeru.

Isto tako, izmjene i dopune Liste prihvatljivih troškova za akreditovane mjere i za one koje su pripremljene za akreditaciju, su bile obaveze kojima je Direkcija za programiranje uspješno i što je veoma bitno blagovremeno odgovorila.

Tokom 2020. godine je Upravljačko tijelo pripremio i poslalo ka NAO-u dopis sa dokumentacijom za Povjerenje poslova izvršenje budžeta za Mjeru 7.

Monitoring i evaluacija

Monitoring i evaluacija IPARD II programa su se bazirali na "Vodič Komisije vezano za aranžmane monitoring za implementaciju IPARD II", koji je pratio napredak u odnosu na zajedničke indikatore koji se odnose na polaznu situaciju kao što su ulazni, izlazni, rezultati uticaja IPARD II programa. Sistem monitoringa i evaluacije je imao za cilj da institucijama i partnerima uključenim u upravljanje IPARD II programom pruži pouzdane informacije o rezultatima i uticaju programa, kako bi oni bili u mogućnosti da donose adekvatne odluke vezane za upravljanje.

Monitoring i evaluacija kao ključni koncept upravljanja je bio zasnovan na rezultatima sprovođenja Programa, koji je predstavljao sveobuhvatan sistem koji je široko pokrивao ne samo pregled, analizu i evaluaciju implementacije Programa i efikasnosti javne podrške, već i koordinaciju odgovarajućih administrativnih aktivnosti IPARD Agencije kroz rezultate evaluacije.

Monitoring

Na početku implementacije IPARD II programa uspostavljeni Monitoring sistem se odnosio na aktivnosti između Upravljačkog tijela i IPARD Agencije predviđene Operativnim sporazumom potpisanog između Upravljačkog tijela i IPARD Agencije. Kao rezultat toga smo imali sljedeće: „svakog 10-og u mjesecu Upravljačko tijelo je dobilo podatke od strane IPARD Agencije za prethodni mjesec odnosno period“. To je bilo određivano rokovima što je dovelo do poteškoća tokom sprovođenja i ispostavilo se da je potrebno vršiti izmjene Monitoring sistema, što je i urađeno. To je ujedno i bilo revizorski nalaz, te su poduzeti potrebni koraci u rješavanju ovog izazova. Od tog perioda Upravljačko tijelo je preuzelo obavezu da sama popunjava Monitoring tablice od tabela dobijenih od strane IPARD Agencije. Ipak, kako bi se umnogome olakšalo monitoring IPARD II programa Upravljačko tijelo je predložilo razvijanje softvera za potrebe monitoring sistema, koji je bio uspostavljen ali na žalost nije mogao da zadovolji izazove i potrebe Upravljačkog tijela. Monitoring sistem je predstavljalo uslo grlo tokom cijelog perioda implementacije IPARD II programa.

Monitoring sistem se mora unaprijediti u cilju praćenje efikasnosti i efektivnosti implementacije IPARD III programa, pogotovo praćenjem troškova po kodovima od samog apliciranja, jer se samo tako mogu ispratiti podaci o troškovima i njihov kontinuitet. Naravno i vrsta troškova je veoma bitna u cilju unapređenja prihvatljivih troškova.

Evaluacija

Kada je u pitanju Evaluacija Programa, naravno, prije usvajanja Programa je vršene ex-ante evaluacija IPARD II programa gdje su zaposleni u Direkciji za Monitoring i evaluaciju aktivno učestvovali. Isto tako, u skladu sa Sektorskim sporazumom Direkcija za monitoring i evaluaciju je pripremila Evaluacioni plan IPARD II programa. Tokom sprovođenja IPARD II programa je vršena privremena evaluacija⁶ (nakon treće godine implementacije Programa-2021. godine).

⁶ Rezime privremene evaluacije IPARD II programa je dat u Aneksu III ovog Finalnog izvještaja

Takođe, u skladu sa članom 58. Sektorskog sporazuma, aktivnosti za ex-post evaluaciju biće pravovremeno sprovedene. Javni poziv za podnošenje ponuda za pripremu izvještaja o ex-post evaluaciji objavljen je krajem 2024. godine. Kompanija Earst & Young ldt. je izabrana za pripremu ex-post evaluacije. Proces ex-post evaluacije napreduje prema planu i biće usvojen u okviru utvrđenog vremenskog okvira u skladu sa Sektorskim sporazumom, najkasnije godinu dana nakon posljednje isplate sredstava podrške u okviru IPARD II programa.

Koordinacija i odnosi s javnošću, implementacija Komunikacionog plana

Nakon uspješno završenog procesa akreditacije za Mjeru 1 i Mjeru 3 i dobijanja na raspolaganje 39.000.000 EUR bespovratnih sredstava EU, 10 novembra 2017. godine je u Danilovgradu organizovana je Prva press konferencija za IPARD II program.

2018. godine uspostavljena je zasebna internet stranica za IPARD II program (www.ipard.gov.me). Na pomenutoj internet stranici zainteresovane strane mogu pronaći sve potrebne informacije o IPARD II programu, kao i o objavljenim javnim pozivima. Takođe, postavljena su i najčešća pitanja i odgovori u vezi objavljenih javnih poziva, a sve u cilju da informacije budu što jasnije, sveobuhvatnije i stignu do što većeg broja potencijalnih korisnika sredstava podrške ali i šire javnosti.

Povodom najave objave Javnog poziva bila je praksa da se organizuje Press konferencija za medije, kod reprezentativnog poljoprivrednog proizvođača, nakon čega su uslijedile info-kampanje po crnogorskim opštinama. Naravno nakon infokampanje savjetodavne službe su ostale na raspolaganju za dodatne informacije potencijalnim korisnicima, tako da su kada je bilo potrebno organizovali naknadna informativna predavanja u manjim sredinama kao što su mjesne zajednice ili više mjesnih zajednica.

Na početku svake godine, u prostorijama Direktorata za plaćanja/IPARD Agencije promovisana je i aktivnost „*Dani otvorenih vrata u Direktoratu za plaćanja*“, koji su uspostavljeni sa ciljem da se poljoprivredni proizvođači i prerađivači bliže upoznaju sa svim procedurama koje se sprovode u cilju realizacije javnih poziva za bespovratnu podršku investicijama kroz IPARD II program.

Kako bi dalja implementacija IPARD programa bila uspješnija, 9. marta 2023. godine organizovana je radionica za konsultantske kuće povodom implementacije IPARD programa, a rezultat ovog sastanka jeste lista konsultanata koji su pohađali ovu radionicu, koja je postavljena na sajtu IPARD-a.

Zbog hakerskog napada koji je zadesio crnogorsku administraciju tokom 2022. godine, nije bilo tehnički moguće ispratiti dobijene informacije i pitanja na sajtu. Zbog toga je ministarstvo preuzelo aktivnosti o otvaranju biltena „IPARD ZA TEBE“, što se ispostavilo veoma korisnim za sve potencijalne korisnike i širu javnost. 31. marta 2023. godine objavljen je prvi bilten o IPARD-u u Crnoj Gori „IPARD ZA TEBE“. U 2023. godini objavljena su četiri izdanja ovog biltena koja su postavljena na IPARD sajtu i putem emaila dostavljena svim opštinama, prosljeđeni svim medijima kao i svim zainteresovanim stranama. Ovaj bilten se od tada objavljuje kvartalno.

Uspostavljena je i VIBER grupa/zajednica Ministarstva i na njoj se i dalje dijele sva potrebna dokumentacija za objavljenje javne pozive i ostale informacije od značaja za poljoprivredne proizvođače:

Kao što se može vidjeti sa tabele 43 organizovano je i održano 149 radionica, što je skoro 14 radionica po javnom pozivu. Prisutno je bilo više od 4.000 poljoprivrednih proizvođača i prerađivača (potpisanih na listi prisutnih 3.823). Odštampano je 2.000 vodiča, 3.200 lifleta/brošura i odraženo 14 rol-apova.

Tabela 39: Informativna kampanja za IPARD II program

Mjera 1	Broj radionica	Broj prisutnih	Vodiči	Lifleti/brošure	Roll -up
1 Javni poziv	22	877	1.000		2
2 Javni poziv	19	708	1.000	1.000	1
3 Javni poziv	21	350			1
4 Javni poziv	23	500		700	1
5 Javni poziv	24	561		500	1
Ukupno	109	2.996	2.000	2.200	6
Mjera 3	Broj radionica	Broj prisutnih	Vodiči	Lifleti/brošure	Roll -up

1 Javni poziv	9	79			2
2 Javni poziv	3	90			1
3 Javni poziv	3	80			1
4 Javni poziv	3	100		500	1
5 Javni poziv	3	142		500	1
Ukupno	21	491		1.000	6
Mjera 7	Broj radionica	Broj prisutnih	Vodiči	Liflet/brošure	Roll-up
1 Javni poziv	19	417			2
UKUPNO	149	3.832	2.000	3.200	14

Izvor: Direkcija za koordinaciju, PR i odnose sa javnošću, MPŠV

Takođe, u cilju što veće transparentnosti kroz tabelu 40 dati su sljedeći indikatori.

Tabela 40: Broj tv priloga, novinskih članaka i objava na portalima

Godina	TV prilog	Novinski članak	Portal
2018	61	190	234
2019	25	35	98
2020	60	81	187
2021	15	84	548
2022	32	73	410
2023	78	64	349
2024	154	105	558
Ukupno	425	632	2.384

Izvor: Direkcija za koordinaciju, PR i odnose sa javnošću, MPŠV

Isto tako, u tabeli 40 je dat broj tv priloga, novinskih članaka i objava na portalima, koje su značajno doprinjele podizanju svijesti potencijalnih korisnika generalno za IPARD II program ali i detaljnih pojašnjenja u smislu korisnika, specifičnih kriterijuma prihvatljivosti, prihvatljivih troškova, prihvatljivih vrsta investicija i sl.

IPARD Agencija

- (1) IPARD agencija je imala odgovornost i obavljala funkcije u skladu sa Aneksom 1, Sektorskog sporazuma. U skladu sa članom 10(1) Okvirnog sporazuma, takođe je bila odgovorna za:
 - (a) obezbjeđenje Upravljačkom tijelu za kontrolu i verifikaciju mjera IPARD II programa;
 - (b) izradu javnih poziva i objavljivanje uslova i kriterijuma prihvatljivosti, uz konsultacije sa Upravljačkim tijelom, o pitanjima u vezi sa članom 8(2)(c) ovog Sporazuma;
 - (c) odabir projekata koji će se realizovati;
 - (d) propisivanje ugovornih obaveza u pisanoj formi između IPARD Agencije i krajnjih korisnika, uključujući i informacije o mogućim sankcijama u slučaju neispunjavanja tih obaveza i, gdje je to bilo potrebno, izdavanje saglasnosti za početak rada. IPARD Agencija je mogla nastaviti da ugovara ili stupa u obaveze po ovom Sporazumu za određenu mjeru do dana kada Crna Gora počinje da ugovara ili da preuzme obaveze za određenu mjeru, kao sljedbenik IPARD II programa;
 - (e) praćenje napretka u realizaciji projekata koji su se sprovodili radi osiguranja uspjeha;
 - (f) Izvještavanje o ostvarenom napretku za mjere koje se implementiraju, u odnosu na pokazatelje;
 - (g) upoznavanje krajnjeg korisnika sa visinom doprinosa EU u okviru projekta;
 - (h) obezbjeđivanje izvještavanja o nepravilnostima na nacionalnom nivou;
 - (i) obezbjeđivanje da Nacionalni službenik za ovjeravanje, Upravljačka struktura/Nacionalni fond i Upravljačko tijelo dobiju sve informacije koje su im potrebne za rad u formi i vremenskom okviru koji oni zahtijevaju;
 - (j) obezbjeđenje usklađenosti sa obavezama koje se odnose na publicitet iz člana 23. Okvirnog sporazuma.
- (2) U vezi sa ulaganjima u infrastrukturne projekte onog tipa od kojih se očekuje da obezbijede značajan neto prihod, IPARD Agencija ocjenjuje, prije sklapanja ugovornih aranžmana sa potencijalnim korisnikom, da li je projekat tog tipa. Ako se zaključi da jeste, IPARD Agencija će osigurati da javna pomoć sa svih izvora ne premašuje 50% ukupnih troškova povezanih sa projektom i koji se smatraju podobnim za sufinansiranje iz Unije.
- (3) IPARD Agencija će osigurati da za svaki projekat u okviru programa IPARD II akumulacija javne pomoći dodeljene iz svih izvora ne prelazi maksimalne granice javnih rashoda utvrđene u članu 32.

Na početku implementacije Programa IPARD Agencija se susretala sa brojnim izazovima, kako absorpcionih tako i funkcionalnih. Međutim, kako je vrijeme implementacije Programa odmicalo, prvobitni izazovi su se minimizirali, zaposleni su se u hodu obučavali, i tako iz godine u godinu se povećavao iznos isplaćenih sredstava bespovratne podrške. Treba pomenuti da je na početku implementacije IPARD II programa umnogome pomoglo iskustvo sprovođenja MIDAS projekta, a ponajviše sprovođenje *IPARD LIKE* projekta.

Treba pomenuti da je IPARD Agencija na početku implementacije IPARD II programa, u 2018. godini brojala oko 35 zaposlenih, da bi u 2019. godini zaposlila još 19 novih službenika. Tokom 2020. godine na neodređeno vrijeme se zaposlilo 23 službenika (od kojih je devet zaposlenih bilo na određeno iz 2019. godine). U 2021. godini je po ugovoru o djelu zaposleno 15 službenika, dok je pet službenika zaposleno na neodređeno vrijeme. U 2022. godini je IPARD Agencija zaposlila još 11 službenika na neodređeno dok su tri službenika angažovana po osnovu ugovora o djelu.

Tokom 2022. godine došlo je do prekida radnog odnosa za dva službenika koji su bili zaposleni na neodređeno vrijeme i jednog angažovanog po osnovu ugovora o djelu. U 2023. godini je angažovano još 20 službenika, a na neodređeno se zaposlilo 9 službenika, koji su do tada bili zaposleni po ugovoru o djelu. Na kraju implementacije IPARD II programa IPARD Agencija je brojala 88 zaposlenih službenika, od koji su 78 zaposleni na neodređeno vrijeme, dok je 10 službenika zaposleno po ugovoru o djelu.

Kako je period implementacije tekao, IPARD Agencija je uspjela da se izbori sa izazovima koji su se pojavili, a ono što se smatra veoma pozitivnim za ukupnu operativnu strukturu jeste da se u 2024. godini uspjela nadmašiti cifra od 11,7 miliona isplaćenih EU sredstava, što je najviše EU sredstava isplaćeno tokom jedne godine implementacije IPARD II u Crnoj Gori.

IPARD Agencija je uspjela da odradi 2.550 administrativnih kontrola, od čega 1.495 administrativnih kontrola po pristizanju zahtjeva i 1.055 administrativnih kontrola po izmjeni projekata ili dopune dokumentacije, 2.153 kontrola na terenu, ugovorila 920 projekta i uspjela da izdaje rješenja o isplati za 748 korisnika IPARD II programa.

Tabela 41: Broj aktivnosti po godinama

Aktivnost	2018	2019	2020	2021	2022	2023	2024	Ukupno
Administrativna kontrola	370	421	252	137	237	453	680	2.550
Obavještenje o dopuni	324	47	185	84	136	232	180	1.188
Kontrola na terenu	37	252	99	105	598	468	576	2.135
Poziv za dostavljanje ponude		86	192	53	185	22	375	913
Ugovaranje	12	253	87	77	122	70	299	920
Ekonomске analize	39	39	39	39	40	373	207	776
Promjena realnosti cijena						367	505	872
Rješenja o odbijanju		5	17	65	38	25	143	293
Rješenja o raskidu ugovora			21	13	1	41	83	159
Rješenje o obustavi			726	7	28	7	9	776
Promjena projekta			164	155	90	139	507	1.055
Potvrda o oslobađanju plaćanja PDV-a						263	388	651
Zahtjev za isplatu	0	46	143	52	87	153	437	918
Rješenja o isplati	0	8	161	48	86	113	332	748
Ex-post kontrola	0	0	0	4	66	36	43	149

Izvor: Direkcija za monitoring i evaluaciju IPARD-a, MPŠV

Pregled rezultata kontrole izvršenih po mjeri i otkrivenih nepravilnosti

Ukupno tokom perioda implementacije IPARD II programa je bilo 34 slučajeva nepravilnosti. Od tog broja, 30 slučajeva je finansijske prirode, od čega je za 18 slučajeva odrađeno rješenje o povraćaju i korisnici su vratili sredstva.

7. GLAVNE AKTIVNOSTI UPRAVLJAČKE STRUKTURE

Uvod

Ovaj sveobuhvatan izvještaj opisuje upravljanje, sprovođenje i finansijske performanse IPARD II programa u Crnoj Gori, koji je sproveden u periodu od 2014. do 2020. godine. On konsoliduje sve ključne aspekte funkcionisanja programa, uključujući procjene unutrašnje kontrole, aktivnosti upravljanja rizicima, operativne uspjehe i izazove, kao i finansijske rezultate.

Aktivnosti implementacije

Sprovedenje IPARD II programa u Crnoj Gori strukturirano je oko više operativnih mjera usmjerenih na unapređenje ruralnog razvoja, poljoprivrede i jačanje kapaciteta lokalnih korisnika. Ključne mjere u okviru programa obuhvatale su Mjeru 1 (Investicije u fizički kapital za poljoprivredna gazdinstva), Mjeru 3 (Investicije u fizički kapital za preradu i marketing poljoprivrednih proizvoda) i Mjeru 7 (Diversifikacija gazdinstva i razvoj poslovanja).

Tokom Programa, javni pozivi su objavljivani pod ovim mjerama, a Ministarstvo poljoprivrede, šumarstva i vodoprivrede je odigralo ključnu ulogu u osiguravanju da su aplikanti koji ispunjavaju uslove adekvatno podržani, tj. IPARD Agencija. Uz zahtjev za isplatu dostavljen IPARD Agenciji/ Direktoratu za plaćanja, korisnik mora dostaviti detaljnu dokumentaciju koja opravdava troškove. IPARD Agencija/ Direktoratu za plaćanja je odgovorna za verifikaciju realnosti i validnosti troškova.

Aktivnosti IPARD II Operativne strukture (OS) koordinirao je Nacionalni službenik za ovjeravanje (NAO), koji je obezbijedio da preduzete akcije budu u skladu sa propisima EU i najboljim praksama. Značajni uspjesi uključivali su obradu brojnih zahtjeva, dodjelu sredstava i izvršavanje kontrola na licu mjesta, kako bi se osigurala usklađenost sa uslovima Programa. Svako verifikovanje je pratilo potrebna korektivna mjera.

Crnogorske strukture su u prethodnom periodu redovno izvještavale DG AGRI na kvartalnom nivou sa sveobuhvatnim informacijama o Akcionom planu pripremljenom u tu svrhu na kvartalnoj osnovi. Redovno kvartalno izvještavanje DG AGRI:

- pružio detaljne odgovore na sve tehničke i operativne upite,
- uključio značajnu podršku dokumentacije i dokaza,
- pokazao značajan napredak u rješavanju uočenih nedostataka.

Tokom ovog perioda, nacionalne strukture su posvetile značajna sredstva za unapređenje administrativnih i kadrovskih kapaciteta unutar IPARD II operativne strukture. Ovo je uključivalo jačanje organizacionog okvira Ministarstva poljoprivrede, šumarstva i vodoprivrede, sa posebnim naglaskom na unutrašnju podjelu nadležnosti i praćenje ključnih indikatora rizika.

Nakon produženja pravila N+3 na N+4 za budžetsku alokaciju za 2020. godinu odobrenog u decembru 2023, Crna Gora je uspješno upravljala isplatom sredstava tokom 2024.

Da bi se riješili izazovi kao što su visoke stope odbacivanja za Mjeru 1 i Mjeru 3 prijave i potencijalni rizici od povlačenja, vlasti su sprovele nekoliko strateških poboljšanja. To je uključivalo:

- unapređenje procesa dokumentacije kroz zvanične kanale,
- implementacija procedura za oslobađanje od PDV-a za IPARD aplikante,
- pružanje detaljnih uputstava o čestim greškama u prijavama.

Kao odgovor na ovo produženje, IPARD strukture su kvartalno izvještavale o mjerama koje su sprovedene u skladu sa sveobuhvatnim Akcionim planom za specifične mjere za ublažavanje rizika od neobaveza za alokaciju iz 2020. godine. Ovaj plan je predstavljao opredeljenje Crne Gore za efikasnu implementaciju programa i pokazivao kohezivni pristup svih aktera uključenih u postizanje IPARD II programa. Takođe, kvartalno izvještavanje uključuje informacije o politici o ljudskim resursima, kapacitetima osoblja, kao i poboljšanja u vezi sa preporukom datom za IS (informativno-sigurnosnu) politiku.

Nacionalni službenik za ovjeravanje (NAO) je održavao strukturisanu i proaktivnu liniju komunikacije sa Evropskom komisijom, posebno DG AGRI-jem, tokom procesa pripreme za akreditaciju specifičnih mjera i uspješnog izvršavanja preporuka. Ova angažovanost, pored kvartalnih izvještaja o napretku, uključivala je formalnu korespondenciju i tehničke podneske, zajedničko planiranje i sporazume o preusmjeravanju, koordiniranu predaju ključne dokumentacije, odgovore na pružena pojašnjenja i razmjenu garancija i pravnu finalizaciju, učešće u nadzornim odborima, obezbjeđujući uspješne verifikacione misije DG AGRI itd.

Aktivnosti finansijskog upravljanja

Tokom cijelog trajanja Programa, redovne aktivnosti vezane za finansijsko upravljanje IPARD II su se kontinuirano sprovodile. Naime, kvartalne deklaracije rashoda i prihoda (D1) i godišnje deklaracije računa (D2) su redovno pripremane i dostavljane Evropskoj komisiji počevši od 2019. godine, kada je prva isplata obrađena.

Na nivou Programa, od njegovog početka, tj. potpisivanja Finansijskog sporazuma krajem 2024. godine, Evropska komisija je isplatila ukupno cca. 35 miliona EUR (uključujući prefinansiranja u okviru Programa, u iznosu od 6,9 miliona EUR), što predstavlja cca. 90% od ukupnog inicijalno dostupnog doprinosa EU u okviru IPARD II programa, tj. cca. 94% od ukupnog revidiranog dostupnog doprinosa EU u okviru IPARD II programa.

Tokom cijelog perioda implementacije, IPARD Agencija je podnjela 171 zahtjev za prenos EU djela sredstava (prema mjerama 1, 3 i 7), u ukupnom iznosu od cca. 34,8 miliona EUR EU podrške, od kojih je cca. 20,1 miliona EUR bilo vezano za mjeru 1, cca. 13,8 miliona EUR za mjeru 3 i cca 0,9 miliona EUR za mjeru 7. Tokom godina, korišćene su sve vrste isplata (avansna, privremena i konačna), što je povećalo apsorpciju sredstava. Svi podnijeti zahtjevi su odobreni od strane NAO/Organa za upravljanje i prenosi su izvršeni.

Pravilo N+3/N+4

Pod IPARD II programom izuzetak od pravila n+3 je odobren, u cilju postizanja apsorpcije i izbjegavanja de-komitenta. I pored odobrenja pravila n+4 za raspodjele 2017. i 2018. godine, došlo je do de-komitenta. Za posljednju godišnju raspodjelu pod IPARD II programom, 2020. godine, pravilo n+4 je takođe odobreno, sa konačnim rokom za isplatu 31/12/2024. Uzimajući u obzir sredstva koja su potrošena tokom 2024. (alokacija iz 2020. i primljena prefinansiranja od strane EK), tokom 2024. nacionalne strukture su se fokusirale na ublažavanje rizika od de-komitenta, tj. isplaćivanja dostupnih sredstava. Na kraju godine došlo je do de-komitenta u iznosu od oko 2,5 miliona EUR.

Treba napomenuti da su prvobitno dostupna sredstva u okviru IPARD II programa iznosila 39 miliona EUR (EU dio finansiranja). Imajući u vidu da je došlo do de-komitenta na kraju 2021. godine (za alokaciju 2017) i na kraju 2022. godine (za alokaciju 2018), iznos koji je dostupan Crnoj Gori je smanjen i nova raspoloživa suma je iznosila cca. 37,2 miliona EUR.

Zaključno, treba napomenuti da nije došlo do de-komitenta za alokaciju za 2015, 2016. i 2019. godinu, dok je de-komitent nastupio za alokacije za 2017, 2018. i 2020. godinu, međutim, apsorpcija na nivou IPARD II programa može se smatrati visokom.

Upravljanje rizikom

Aktivnost upravljanja rizikom treba da se razumije kao kontinuirana, preventivna, proaktivna i ciklična aktivnost koja se preduzima u različitim fazama funkcionisanja institucije, sa ciljem da doprinese uspjehu institucionalne misije i obezbjedi uspješnu implementaciju IPA II na nivou programa, akcije ili projekta i ugovora. Upravljanje rizikom uključuje različite aktivnosti kao što su identifikacija, procjena, prioritetizacija rizika, planiranje, implementacija i pregled ublažavajućih ili korektivnih akcija, kao i planiranje i kontrola unaprijed. Konceptualno, pet koraka opšteg modela upravljanja rizikom su namijenjena da pruže zajednički pristup upravljanju rizikom:

1. identifikacija ciljeva, urođenih rizika i funkcionalnih oblasti na koje se rizici odnose,
2. procjena rizika,
3. izbor odgovora na rizik,
4. sprovođenje odgovora na rizik,
5. praćenje i izvještavanje/Praćenje.

Panel za upravljanje rizicima (PUR) je osnovan kako bi okupio upravljače rizicima tijela koja čine sistem interne kontrole za IPA II.

Panelom za upravljanje rizicima predsjedava koordinator za rizike. Dužnosti panela za upravljanje rizicima su:

- PUR se prvenstveno treba baviti institucionalnim konceptima upravljanja rizikom, uključujući izvršavanje zadataka zaštite finansijskih interesa Unije;
- Raspraviti i ponovo procijeniti, ako se to smatra potrebnim, rizike na redovnim ili ad-hoc sastancima PUR i obavijestiti menadžment i NAO o identifikovanim rizicima i predložiti efikasne mjere za njihovu prevenciju i ublažavanje;
- Primjeniti brze i najefikasnije korektivne mjere ako su rizici lako otklonjivi.

Identifikacija, upravljanje i ublažavanje rizika imali su značajnu ulogu u obezbjeđivanju uspjeha IPARD II programa. Crnogorske vlasti su uspostavile sveobuhvatan okvir upravljanja rizicima, koji je uključivao ključne indikatore rizika (KRI). Sastanci, koje su se održavale dva puta godišnje, pomogli su u procjeni rizika unutar operativne strukture i odredile potrebne strategije ublažavanja.

Najkritičniji rizici identifikovani tokom implementacije programa bili su povezani sa administrativnim kapacitetom, kašnjenjima u isplatama i izazovima u obezbjeđivanju tačnog i pravovremenog izvještavanja. Međutim, kroz blisku koordinaciju između NAO i svih odgovornih IPA tijela, ovi rizici su pravovremeno smanjeni, što je rezultiralo kontinuiranim poboljšanjima u funkcionisanju cijelog sistema. Pored toga, IPARD Agencija je radila sa spoljnim revizorima i internim timovima na kontinuiranom praćenju i ublažavanju rizika od prevare.

Procjena rizika Strukture upravljanja za 2024. godinu pruža dragocjene uvide u operativnu dinamiku organizacije i oblasti za unapređenje. Situacija sa osobljem pokazuje kontinuirani razvoj sa značajnim napretkom u zapošljavanju. Tokom izvještajnog perioda, Struktura upravljanja je uspješno integrisala četiri dugoročne pozicije u raznim divizijama i angažovala pet privremenih pozicija putem ugovora o zaposlenosti na određeno.

Dok trenutna stopa zaposlenosti od 61,11% ukazuje na prostor za rast prema cilju od 85%, to odražava period prelaska organizacije tokom reorganizacije. Na proces su uticale šire okolnosti procedura zapošljavanja u javnoj administraciji.

Što se tiče profesionalnog razvoja, stopa završetka obuke od 48,89% predstavlja posvećenost organizacije razvoju osoblja, iako postoje neki tehnički izazovi. Implementacija programa obuke bila je prilagodljiva, usklađujući planove organizacije i individualne potrebe za razvojem. IPARD Agencija je radila na rješavanju tehničkih aspekata KIS-a (sistem informacija o osoblju) kako bi bolje pratila i olakšala učešće u obuci.

Sprovođenje radnog plana za IPARD Agenciju dostiglo je 63,93%, što odražava složenu prirodu aktivnosti organizacije, dok je za IPARD upravljačko tijelo iznosilo 90%. Mnoge inicijative su kontinuirane prirode, što otežava mjerenje stopu završetka u tradicionalnim terminima. Stopa realizacije takođe odražava strateško vrijeme potpisivanja ugovora za IPARD III i pažljivu pripremu za nadolazeće mjere IPARD III. Kada je riječ o Upravljačkom tijelu, nisu identifikovana odstupanja od postavljenih pokazatelja/rezultata i ciljeva.

Posebna pažnja posvećena je praćenju rizika povezanih sa povlačenjem, uz implementaciju adekvatnog plana akcije kako bi se spriječio gubitak sredstava EU. To je uključivalo strogo upravljanje rokovima plaćanja, poboljšanja u procesu prijavljivanja i efikasnu komunikaciju sa Evropskom komisijom kako bi se osiguralo da se

Sistematsko praćenje i evaluacija Ključnih indikatora učinka (KPI) predstavlja ključni mehanizam za obezbjeđivanje efikasnog upravljanja i implementacije IPARD II programa. Tokom 2024. godine, Kancelarija za podršku Nacionalnom službeniku za ovjeravanje (NAOSO) značajno je unaprijedila okvir KPI-ova pojednostavljujući i olakšavajući proces izvještavanja, omogućavajući efikasnije praćenje i donošenje odluka.

U vezi sa prethodno navedenim, Stopa ugovaranja, koja mjeri odnos između ugovorenih iznosa i ukupno alociranih sredstava, dosljedno premašuje utvrđeni cilj od 100%. Trenutni rezultati pokazuju rezultate u rasponu od 102% do 109% po mjerama. Ovo prekoračenje je posebno primjetno u Mjeri 1, gde je Ministarstvo poljoprivrede, šumarstva i vodoprivrede obezbjedilo posebno odobrenje od Vlade Crne Gore za preugovaranje u prvom i petom javnom pozivu. Slično tome, Mjera 3 i Mjera 7 pokazuju veće stope ugovaranja zbog toga što se proračun zasniva na inicijalnoj IPARD II program alokaciji (verzija 1.7) umjesto na specifičnim budžetima javnog poziva. Ova robusna performansa ugovaranja pokazuje jaku absorpcijsku sposobnost i efikasnu upotrebu budžeta. Kada je riječ o stopi isplate, koja mjeri odnos između isplaćenih iznosa i ukupno alociranih sredstava, pokazuje izuzetnu efikasnost u rasponu od 93% do 101% po mjerama. Ovaj indikator je posebno značajan jer odražava stvarnu finansijsku implementaciju i operativnu efikasnost programa.

Zapaženo je da su Mjera 1 i Mjera 7 postigle stope isplaćivanja koje prelaze 100%, proračunate na osnovu ukupnih IPARD II raspoloživih sredstava. Ova visoka stopa isplaćivanja ne pokazuje samo uspješnu implementaciju projekata već i efikasno procesuiranje isplata od strane IPARD Agencije. Stopa isplaćivanja za IPARD II program iznosi 93,41%.

Nepravilnosti i korektivne akcije

Tokom perioda implementacije, zabilježeno je ukupno 18 nepravilnosti, od kojih se većina odnosila na nepoštovanje kriterijuma podobnosti, pogrešne primjene PDV-a i nepravilnosti u obradi prijave. Ove nezakonitosti, od kojih su neke rezultirale finansijskim korekcijama, brzo su riješene putem internih kontrola i od strane relevantnih struktura.

Od ukupnih nepravilnosti, jedna je klasifikovana kao sumnjiva prevara, koja je prijavljena Vrhovnom državnom tužilaštvu na dalju istragu. Ukupni finansijski uticaj nepravilnosti iznosio je 422.794 EUR, od čega je udeo EU bio 317.095,36 EUR. Korektivne mjere su odmah preduzete, uključujući povraćaj od 140.566 EUR.

IPARD Agencija je preduzela proaktivne korake kako bi umanjila rizike povezane sa nepravilnostima, uključujući opsežnu obuku za osoblje uključeno u pregled aplikacija i pojačanu kontrolu sve dostavljene dokumentacije. Pored toga, eksterni revizori su sproveli preglede IPARD II programa, identifikujući oblasti za poboljšanje i obezbeđujući da sve proceduralne promjene budu implementirane na vrijeme i efikasno.

Institucionalni razvoj

Tokom trajanja Programa, izvršene su značajne institucionalne promjene kako bi se ojačala operativna struktura za IPARD II program. To je uključivalo reorganizaciju nekoliko administrativnih tijela, imenovanje novih upravljačkih figura i uspostavljanje ažuriranih unutrašnjih procedura kako bi se obezbijedilo bolje funkcionisanje Operativne strukture.

U 2023. i 2024. godini, Ministarstvo poljoprivrede, šumarstva i vodoprivrede, zajedno sa IPARD Agencijom, poboljšalo je svoje operativne kapacitete zapošljavanjem dodatnog osoblja, implementacijom novih programa obuke i usvajanjem novog internog pravilnika o organizaciji. Ove promjene su pomogle u unapređenju ukupne efikasnosti Programa.

Važno je napomenuti da je pravi motivacioni alat osiguran unutar programa Obuka trenera, koju organizuje Uprava za ljudske resurse. Zaposleni koji su stekli više iskustva kroz sprovođenje IPA projekata su angažovani kao treneri na jednodnevnoj obuci, kako bi prenijeli znanje novo angažovanom osoblju unutar IPA sistema i/ili drugim javnim službenicima. Nakon završetka obuke, učesnici su imali priliku da ocijene obuku, kao i način na koji je obuka organizovana. Prethodni model organizovanja IPA obuka za IPA zaposlenike će biti dalje komuniciran sa Upravom za ljudske resurse, sa ciljem kontinuirane implementacije dobrih praksi i iskustava u pružanju dodatnih obuka i seminara od strane već iskusnih polaznika. Svi zaposleni su ohrabreni da prisustvuju konferencijama, seminarima i obukama radi unapređenja svojih profesionalnih vještina. Učešće mora biti odobreno od strane njihovih nadređenih i biti korisno za njihov rad.

Za sve nove zaposlene, organizovana je obuka za uvođenje. Njena svrha je da upozna novo regrutovano osoblje sa ulogama koje obavljaju drugi zaposleni unutar IPA tijela i da osigura da su novi zaposleni spremni da obavljaju uloge koje su im dodijeljene. Za svakog novog zaposlenog, šef IPA tijela imenuje mentora, koji je odgovoran, na dnevnom nivou, tokom perioda uvođenja, za napredak znanja i vještina novog zaposlenog. Obuka za uvođenje obuhvata opštu obuku, obuku za posao i studije o zakonodavstvu aktivnosti koje obavlja IPA tijelo. Na kraju perioda uvođenja, mentor, novi zaposleni i šef tijela potpisuju Listu provjere obuke za uvođenje.

Pored toga, prisustvovanje obukama koje su organizovane unutar Projekta "Podrška planiranju, programiranju i koordinaciji EU i drugih finansijskih sredstava, uključujući Sektorske operativne programe i pregovore za Poglavlje 22", odnosno PPF sa NIPAC-om i kroz projekat Tehničke pomoći Direktoratu za upravljačku strukturu, bilo je od izuzetne važnosti za zaposlene Agencije za IPARD i Upravljačko telo.

Kada je riječ o etičkom stanovištu, prema važećem Zakonu o državnim službenicima i zaposlenima u državnim organima, državni zaposleni i javni službenici su dužni da se prilikom obavljanja svojih dužnosti pridržavaju Kodeksa etike državnih službenika i zaposlenih u državnim organima kao jedinstvenog kodeksa ponašanja u javnoj upravi. Svi zaposleni u IPA telima su upoznati sa Etički kodeks državnih službenika i zaposlenih u državnim organima i obavezni su da potpišu jedan primjerak ovog dokumenta.

Na prostorijama svakog IPA tijela, kopija važeće verzije Etičkog kodeksa državnih službenika i zaposlenih u državnim organima (iz 2018. godine) izložena je na vidnom mjestu. Kada se izda nova važeća verzija Etičkog Kodeksa državnih

službenika i zaposlenih u državnim organima, nova verzija se distribuira od strane rukovodioca organizacije zaposlenima i izlaže na vidnom mjestu.

Redovno, Uprava za ljudske resurse (ULR), administrativno telo nadležno za upravljanje ljudskim resursima u javnoj upravi, zadužena za zapošljavanje novih radnika i organizaciju obuka za zaposlene u javnoj upravi, organizuje obuke o integritetu i etičkim vrednostima koje treba da poštuju državni službenici i zaposleni u državnim organima. Etički Kodeks državnih službenika i zaposlenih u državnim organima („Službeni list Crne Gore“, br. 50/18 od 20. jula 2018.) zahtjeva da svi zaposleni u IPA-u moraju poštovati politiku povjerljivosti i nepristrasnosti. Integritet i etičke vrijednosti koje svaki zaposleni u IPA-u mora poštovati utvrđene su Deklaracijom o povjerljivosti i nepristrasnosti ili izjavom koju svaki zaposleni mora potpisati u trenutku zaposlenja na odgovarajućem radnom mjestu unutar IPA organa.

Zaključci i preporuke

IPARD II program u Crnoj Gori uspješno je ispunio svoje ciljeve, sa snažnim finansijskim upravljanjem, visokim stopama ugovaranja i isplate, i kontinuiranim poboljšanjima u upravljanju rizicima i jačanju kapaciteta.

Kada je riječ o komunikaciji sa spoljnim stranama o pitanjima koja utiču na funkcionisanje interne kontrole, Struktura upravljanja komunicira svakodnevno sa svim IPA jedinicama. U skladu s tim, DSMS je tokom godina sproveo nekoliko procesa kao što su praćenje utvrđenih nalaza i preporuka od strane Revizorskog tijela, Jedinice interne revizije ili Evropskom komisijom, prikupljanje informacija za sve relevantne izvještaje za EK i informacije za Vladu Crne Gore, mjesečne analize ugovora i plaćanja izvršenih u okviru IPARD programa itd.

Pored toga, koordinacioni sastanci između IPARD tijela se održavaju kako bi se postigao odgovarajući prenos informacija i dalji postupak, ako je potrebno. Nacionalne strukture smatraju IPARD program strateškim alatom za podršku ruralnom razvoju i usklađivanje poljoprivrednog i prehrambenog sektora države sa standardima EU. Kroz formalna potvrđivanja, kao što su izjave NAO-a u prethodnom periodu, pokazana je jaka institucionalna posvećenost osiguranju efikasne i transparentne implementacije programa pod indirektnim upravljanjem. Ovo uključuje uspostavljanje potrebnih pravnih, administrativnih i kontrolnih okvira, imenovanje kvalifikovanih struktura i osoblja, kao i obezbjeđivanje finansijske i tehničke infrastrukture potrebne za uspješnu realizaciju programa.

Međutim, postoji nekoliko oblasti koje zahtijevaju pažnju za budući uspjeh pod IPARD III programom. Na osnovu Akcionog plana pripremljenog u okviru procesa Godišnje izjave o upravljanju, NAO je izrazio rezervaciju u vezi trenutnih prostorija IPARD Agencije i pratiće sve aktivnosti preduzete za rješavanje ovog pitanja.

Ostale preporuke uključuju:

- Nastavak programa obuke za osiguranje visokog nivoa stručnosti unutar IPARD Agencije;
- Jačanje unutrašnjih kontrolnih mehanizama kako bi se smanjio rizik od nepravilnosti;
- Poboljšani kanali komunikacije između svih IPA tijela kako bi se smanjile uska grla i poboljšala efikasnost;
- Proširenje IT sistema za podršku boljem upravljanju podacima i izvještavanju;
- Kontinuirano praćenje procesa prijave kako bi se riješili uobičajeni problemi i poboljšalo korisničko iskustvo;
- Osnivanje IPARD Agencije.

Kada je riječ o procesu akreditacije Mjere 4 IPARD III programa, NAO šalje zvanični zahtjev za povjeravanje Mjere za davanje garancija da strukture i vlasti uspostavljene za upravljanje i sprovođenje IPARD III programa (M4) zadovoljavaju zahtjeve tačaka (a), (b) i (d) Člana 12(3) IPA III Sporazuma o partnerstvu u okviru finansijskog okvira, oslanjajući se na rezultate aktivnosti koje je sprovele spoljašnja revizorska kompanija, izvještaje o procjeni i izvještaje o praćenju koje su sprovele nacionalne IPA strukture. Interni kontrolni sistem uspostavljen u Crnoj Gori za indirektno upravljanje Programom ruralnog razvoja (IPARD III – M4) u okviru IPA III postavljen je na osnovu postojećeg nacionalnog institucionalnog okvira, pravnog okvira i priručnika procedura uspostavljenih za IPARD III program (IPA III).

Proces akreditacije Mjere 6 IPARD III programa je odložen za njegovo podnošenje sa 2024. na i polugodište 2025. godine. Spoljašnja revizija će biti angažovana u vezi sa Mjerom 6. Nakon izdavanja izvještaja o spoljašnjoj reviziji, NAO će poslati zvanični zahtev EK za povjeravanje Mjere 6.

Proces akreditacije Mjere 9 IPARD III programa se očekivalo da će biti završen do kraja 2024. godine, imajući u vidu da je NAO, u saradnji sa IPARD operativnom strukturom, podnio ažurirani zahtjev za povjerenje u okviru IPARD III programa koristeći pristup Model A „prsto produženje“. Detaljan izvještaj o statusu podnijet 8. novembra 2024. godine takođe je obradio svaku primjedbu iz upita DG AGRI, ističući:

- Jačanje administrativnih kapaciteta svih uključenih tijela;
- Institucionalna i proceduralna poboljšanja;
- Povećana koordinacija između Upravnih i Operativnih struktura;
- Funkcionalni sistemi za praćenje i izvještavanje.

EU je zvanično prihvatila izmjene Finansijskog sporazuma (2014–2020) 6. decembra 2024. Imajući u vidu kontinuirano uključivanje, značajne institucionalne poboljšanja i usklađenost sa zahtjevima IPA III, akreditacija Mjere 9 se očekuje u okviru IPARD III programa.

8. GLAVNE AKTIVNOSTI REVIZORSKOG TIJELA

Tokom implementacije IPARD II programa, Revizorsko tijelo je sprovelo:

- 7 revizija koje se odnose na efikasno i djelotvorno funkcionisanje sistema upravljanja, kontrole i nadzora (sistemska revizija),
- 17 revizija koje se odnose na zakonitost i ispravnost transakcija (revizija operacija) i
- 6 revizija koje se odnose na potpunost, tačnost i istinitost godišnjih finansijskih izvještaja ili iskaza i predmetnih godišnjih računa (revizija računa).

Tokom vršenja pomenutih revizija, Revizorsko tijelo je izdalo 122 preporuke od kojih je 10 ostalo neimplementirano i koje će biti praćene tokom sprovođenja IPARD III programa.

Revizorsko tijelo je takođe izdalo i 8 strategija revizije, uključujući i jednu ažuriranu verziju strategije.

9. PREDUZETI KORACI U CILJU POTVRĐIVANJA KOORDINACIJE SA DRUGIM PODRŠKAMA PRETPRISTUPNE POMOĆI EU, U SKLADU SA ČLANOM 4 SEKTORSKOG SPORAZUMA

Kriterijumi razgraničenja IPARD II sa podrškom u okviru drugih IPA II oblasti politika

Korišćenjem IPA II oblasti politika, kreiraju se uslovi za uspostavljanje operativnog okvira za buduću implementaciju EU pretpristupnog programa za poljoprivredu i ruralni razvoj.

Kriterijumi demarkacije IPARD-a uz podršku u okviru drugih oblasti politike IPA II definisani su u opisu odabranih mjera IPARD II programa.

Dodata vrijednost IPARD II finansiranja kroz planirane sektore, biće glavni zadatak efikasnog upravljanja implementacijom IPARD II programa.

Potrebna je komplementarnost između IPA II oblasti politike po pitanju uslova izgradnje kapaciteta državnih institucija, posebno Upravljačkog tijela i IPARD Agencije. Koristeći finansiranje kroz oblasti politika, a posebno Twinning projekat, Ministarstvo poljoprivrede i ruralnog razvoja i Upravljačko tijelo grade institucije i poboljšavaju administrativne kapacitete. S obzirom na gore navedeno, potrebna je jaka veza i koordinacija između odabranih IPARD II mjera u okviru IPA II oblasti politika. Upravljačko tijelo, IPARD Agencija i Nacionalni fond, u saradnji sa NAO kancelarijom, treba da osiguraju da ne bude “dvostrukog finansiranja” kroz dostupne mjere. Takođe, IPARD Agencija je u obavezi da obezbijedi kompletnu kontrolu dvostrukog finansiranja nacionalnih programa podrške.

U periodu od 2007. godine do 2013. godine, Crna Gora je kroz IPA pomoć (komponente I-IV), ostvarila podršku od 11 miliona EUR-a. Zahvaljujući ovim projektima, koji su uglavnom pružili podršku Ministarstvu poljoprivrede i ruralnog razvoja, Upravi za bezbjednost hrane, veterinu i fitosanitarne poslove, kao i drugim krajnjim korisnicima, stvaraju se uslovi za korišćenje IPA II oblasti politike za poljoprivredu i ruralni razvoj (IPARD II).

Komplementarnost IPARD II sa drugim oblicima finansiranja i nacionalnim šemama plaćanja

IPARD II program u skladu je sa prioritetima Strategije Evropske unije za Jadransko-jonski region (EUSAIR), koji je usvojen 2014. godine. EUSAIR će pokrenuti i uskladiti postojeće EU i nacionalne instrumente finansiranja (uključujući IPA) za svaku od tema identifikovanih kroz četiri stuba.

IPARD II program će doprinijeti ostvarenju ciljevima Strategije, a posebno kroz podršku prirodi i ruralnom turizmu u ruralnim područjima. Nacionalnom podrškom se podržavaju svi projekti čiji je kriterijum ispod minimuma definisanog akreditovanim mjerama IPARD II programa. Mjere nacionalnog budžeta definisane su na način kako bi se poljoprivrednicima, koji su ispod minimalnih kriterijuma opisanih IPARD II programom pružila mogućnost da apliciraju za pretpristupna sredstva.

Tabela 42: Komplementarnost IPARD II sa nacionalnim šemama plaćanja

MJERA/GODINA	2015	2016	2017	2018 - 2020
Podrška investicijama u fizički kapital na poljoprivrednim gazdinstvima ⁷ : a) Mlijeko, meso, jaja, povrće, vinogradarstvo, masline, pčelarstvo i ribarstvo (morsko i slatkovodno) b) Hortikultura, ljekovito i aromatično bilje, industrijsko i krmno bilje	AGROBUDŽET/ IPARD LIKE	AGROBUDŽET/IPARD		
Podrška osnivanju proizvođačkih grupa	AGROBUDŽET			
Podrška investicijama u fizički kapital vezano za preradu i marketing poljoprivrednih i proizvoda ribarstva ⁸	AGROBUDŽET /IPARD LIKE	AGROBUDŽET/IPARD		
Podrška saradnji	AGROBUDŽET			
Podrška šemama kvaliteta	AGROBUDŽET			
Podrška upravljanjem rizicima u poljoprivredi	AGROBUDŽET			
Podrška za očuvanje i održivo korišćenje genetskih resursa	AGROBUDŽET			
Podrška održivom korišćenju planinskih pašnjaka	AGROBUDŽET		IPARD ⁹	
Podrška razvoju organske proizvodnje	AGROBUDŽET		IPARD	
Podrška prenosu znanja i aktivnosti informisanja	AGROBUDŽET			
Podrška savjetodavnim službama	AGROBUDŽET			
Investicije u razvoj ruralne infrastrukture	AGROBUDŽET			IPARD
Diverzifikacija i poslovni razvoj	AGROBUDŽET		IPARD	
Podrška područjima sa prirodnim ograničenjima	AGROBUDŽET			
LIDER pristup				IPARD

⁷ Ova mjera će se sprovesti kroz nacionalni budžet, sa jasnom klasifikacijom korisnika (nivo i vrsta investicije).

⁸ Korisnici podrške nacionalnog budžeta će biti samo oni koji nijesu prihvatljivi kroz IPARD.

⁹ Planirano je da bude dio agro-ekoloških mjera

10. FINANSIJSKA IMPLEMENTACIJA PROGRAMA I INDIKATORI UČINKA

Isplata po sektorima i mjerama

Tabela 43: Ukupna podrška isplaćenih projekata po mjerama

Sektor	Apliciralo	Ugovoreno	Isplaćeno	Ukupna podrška	EU podrška	Nacionalna podrška
Sektor mlijeka	591	434	370	11.426.677	8.570.007	2.856.670
Sektor mesa	77	49	35	2.410.749	1.810.312	603.439
Sektor jaja	25	14	11	2.593.844	1.945.383	648.461
Sektor voća i povrća	406	235	198	8.763.484	6.572.612	2.190.871
Sektor vinogradarstva	50	22	17	844.691	633.518	211.173
Sektor maslinarstva	15	9	6	452.069	339.051	113.017
Sektor pčelarstva	17	11	10	207.612	155.709	51.903
Sektor ribarstva i akvakulture	6	3	3	52.937	39.703	13.234
Ukupno mjera 1	1.187	777	650	26.755.063	20.066.295	6.688.769
Mlijeka	25	13	6	684.195	513.147	171.049
Mesa/klanice	58	39	34	8.399.553	6.299.665	2.099.888
Voće i povrće	63	40	24	5.732.543	4.299.407	1.433.136
Vino	44	22	14	2.786.348	2.089.761	696.587
Maslinovo ulje	10	4	3	818.890	614.168	204.723
Ribarstvo i akvakultura	6	0	0	0	0	0
Ukupno Mjera 3	206	118	81	18.421.530	13.816.148	4.605.383
Razvoj ruralnog turizma	102	25	17	1.235.216	926.412	308.803
Ukupno Mjera 7	102	25	17	1.235.216	926.412	308.803
Ukupno M1, M3 i M7	1.495	920	748	46.411.810	34.808.856	11.602.954

Izvor: Direkcija za monitoring i evaluaciju IPARD-a, MPŠV

Podrška po sektorima i mjerama je data u tabeli 43, koja prikazuje da je od ukupnog isplaćenog iznosa javne podrške od 46.411.810 EUR, kroz Mjeru 1 isplaćeno 57,65% sredstava podrške, kroz Mjeru 3 isplaćeno 39,69% sredstava podrške, dok je kroz Mjeru 7 isplaćeno 2,66% sredstava podrške.

Tabela 44: Iznos podrške po sektorima i mjerama

Sektor	Broj korisnika	Mjera 1	Mjera 3	Mjera 7	Javna podrška
Sektor voća i povrća	222	8.763.484	5.732.543	-	14.496.027
Sektor mlijeka	376	11.426.677	684.195	-	12.110.875
Sektor mesa	69	2.413.751	8.399.553	-	10.813.304
Vinogradarstvo i vino	31	844.691	2.786.348	-	3.631.040
Proizvodnja jaja	11	2.593.844	-	-	2.593.844
Proizvodnja maslina i maslinovog ulja	9	452.069	818.890	-	1.270.959
Sektor pčelarstva	10	207.612	-	-	207.612
Sektor ribarstva i akvakulture	3	52.937	-	-	52.937
Ruralni turizam	17	-	-	1.235.216	1.235.216
Ukupno	748	26.755.063	18.421.530	1.235.216	46.411.810

Izvor: Direkcija za monitoring i evaluaciju IPARD-a, MPŠV

Kroz IPARD II program najviše je isplaćeno u sektoru voća i povrća i to iznos od 14.496.027 EUR ili 31,23% od ukupnog isplaćenog iznosa javne podrške. Zatim slijedi sektor mlijeka sa iznosom od 12.110.875 EUR ili 26,10%, sektor mesa sa javnom podrškom u iznosu od 10.813.304 EUR ili 23,29%. Slijede proizvodnja grožđa i vina sa javnom podrškom u iznosu od 3.631.040 EUR ili 7,83%, proizvodnja jaja u iznosu od 2.593.844 EUR ili 5,58% i proizvodnja maslina i malsinovog ulja sa iznosom javne podrške od 1.270.959 EUR ili 2,74%. Ruralni turizam zauzima sedmo mjesto po visini javne podrške za iznosom od 1.235.217 EUR ili 2,66% od ukupne javne podrške, dok su sa manjim iznosom podrške sektor pčelarstva sa iznosom od 207.612 EUR ili 0,45% i sektor ribarstva i akvakulture sa iznosom od 52.937 EUR ili 0,12%.

Kroz Mjeru 1 isplaćeno je najviše u sektoru mlijeka i to iznos od 8.570.007 EUR Eu sredstava, zatim sektor voća i povrća u iznosu od 6.572.612 EUR EU sredstava, slijedi sektor proizvodnje jaja u iznosu od 2.593.844 EUR, sektor mesa u iznosu od 2.413.751 EUR, dok je manja podrška isplaćena sektoru vinogradarstva, pčelarstva i ribarstva i akvakulture.

Kroz Mjeru 3 je isplaćeno najviše kroz sektor prerade mesa u iznosu od 8.399.553 EUR, zatim sektor prerade voća i povrća u iznosu od 5.732.543 EUR, sektor vina u iznosu od 2.786.348 EUR, dok je manja podrška išla prema sektoru maslinarstva i prerade mlijeka.

Imajući u vidu broj isplaćenih projekata najviše je projekata isplaćeno kroz sektor mlijeka i to 376 projekata, zatim sektor voća i povrća, njih 222, slijedi sektor mesa sa 69 projekata, sektor vinogradarstva i vina sa 31 projektom, itd.

Indikatori učinka

Tabela 45: Indikatori učinka IPARD II programa

Mjera	Indikator	Planirano	Realizovano	%
M1 – Investicije u fizički kapital poljoprivrednih gazdinstava	Broj podržanih projekata	850	650	76,47
	Broj projekata koji su modernizovani	850	650	76,47
	Broj projekata koji su postepeno nadogradili EU standarde	850	650	76,47
	Broj projekata koji ulažu u proizvodnju obnovljivih izvora energije	35	9	25,71
	Broj gazdinstava koja ulažu u upravljanje stajnjakom u cilju smanjenja emisije N ₂ O i metana (skladištenje stajnjaka)	250	39	15,60
	Ukupno javna podrška	26.619.465	26.755.063	100,50
M3 – Investicije u fizički kapital vezano za preradu i marketing poljoprivrednih i ribljih proizvoda	Broj podržanih projekata	150	81	54,00
	Broj modernizovanih projekata	150	81	54,00
	Broj projekata koji su postepeno nadogradili EU standarde	150	81	54,00
	Broj projekata koji ulažu u proizvodnju obnovljivih izvora energije	10	5	50,00
	Ukupno javna podrška	21.781.074	18.421.530	84,57
	Broj otvorenih radnih mjesta (bruto)	120	304	253,33
M7- Diverzifikacija gazdinstva i razvoj poslovanja	Ukupan broj podržanih projekata	120	17	14,14
	Ukupan broj objekata	15	17	113,33
	Izgrađeni objekti	5	17	340,00
	Rekonstruisani objekti	10	2	20,00
	Broj registrovanih poljoprivrednika	14	10	71,43
	Broj investicija u obnovljive izvore energije	3	0	0,00
	Broj investicija za obradu otpada i otpadnih voda	4	0	0,00
	Broj novootvorenih radnih mjesta	6	18	300
Ukupno javna podrška	1.218.667	1.235.216	101,36	

Izvor: Direkcija za monitoring i evaluaciju IPARD-a, MPŠV.

Kako je tekao proces implementacije IPARD II programa, kroz izmjene i dopune Programa sredstva su se prebacivala u Mjeru 1, jer je bilo više ugovorenih projekata u toj Mjeri, odnosno potencijalnog iznosa podrške, što se može vidjeti i u tabeli kroz broj realizovanih projekata.

Krajem implementacije se povećala absorbcija EU sredstava. EU i javna podrška po godinama su prikazane u tabeli 46. i tabeli 47 u nastavku.

Tabela 46: Pokazatelji učinka EU podrške po godinama

Mjera/Javni poziv/Godina	EU podrška						
	2019	2020	2021	2022	2023	2024	2019-2024
Ukupno za Mjeru 1	298.782	3.113.678	1.906.434	2.795.794	2.736.538	9.215.070	20.066.296
Prvi Javni poziv	298.782	3.113.678	1.386.658	545.626	-	16.566	5.361.311
Drugi Javni poziv	-	-	519.776	1.702.780	259.837	-	2.482.393
Treći Javni poziv	-	-	-	469.091	1.487.205	350.353	2.306.649
Četvrti Javni poziv	-	-	-	78.297	989.496	894.733	1.962.526
Peti Javni poziv	-	-	-	-	-	7.953.418	7.953.418
Ukupno za Mjeru 3	1.068.419	344.081	1.619.139	3.277.805	5.865.584	1.641.120	13.816.148
Prvi Javni poziv	1.068.419	326.582	335.033	703.245	0	0	2.433.278
Drugi Javni poziv	0,	17.499	1.071.340	1.707.049	560.299	0	3.356.187
Treći Javni poziv	0	0	212.767	508.352	764.018	698.690	2.183.825
Četvrti Javni poziv	0	0	0	359.159	1.322.878	942.430	2.624.467
Peti Javni poziv	0	0	0	0	3.218.390	0	3.218.390
Ukupno za Mjeru 7	n/a	n/a	n/a	n/a	78.915	847.497	926.412
Prvi javni poziv	n/a	n/a	n/a	n/a	78.915	847.497	926.412
UKUPNO	1.367.201	3.457.759	3.525.572	6.073.599	8.681.037	11.703.687	34.808.856

Izvor: Monitoring tablice (strana G3) IPARD II programa

Tabela 47: Pokazatelji učinka javne podrške po godinama

Mjera/javni poziv/Godina	2019	2020	2021	2022	2023	2024	2019 - 2024
	Javna podrška						
Ukupno za Mjeru 1	398.376	4.151.571	2.541.911	3.727.726	3.648.718	12.286.761	26.755.063
Prvi Javni poziv	398.376	4.151.571	1.847.877	727.502	-	22.089	7.145.415
Drugi Javni poziv	-	-	693.034	2.270.374	346.449	-	3.309.857
Treći Javni poziv	-	-	-	625.455	1.982.941	467.137	3.075.532
Četvrti Javni poziv	-	-	-	104.396	1.319.328	1.192.977	2.616.701
Peti Javni poziv	-	-	-	-	-	10.604.558	10.604.558
Ukupno za Mjeru 3	1.424.559	458.774	2.158.852	4.370.406	7.820.779	2.188.160	18.421.530
Prvi Javni poziv	1.424.559	435.442	446.710	937.659	0	0	3.244.371
Drugi Javni poziv	0	23.332	1.428.453	2.276.066	747.066	0	4.474.916
Treći Javni poziv	0	0	283.689	677.802	1.018.690	931.586	2.911.767
Četvrti Javni poziv	0	0	0	478.879	1.763.837	1.256.574	3.499.290
Peti Javni poziv	0	0	0	0	4.291.186	0	4.291.186
Ukupno za Mjeru 7	n/a	n/a	n/a	n/a	198.603	1.036.613	1.235.217
Prvi javni poziv	n/a	n/a	n/a	n/a	198.603	1.036.613	1.235.217
Ukupno	1.822.935	4.610.345,59	4.700.763,42	8.098.132	11.574.717	15.604.917	46.411.810

Izvor: Monitoring tablice (strana G3) IPARD II programa

11. IZAZOVI TOKOM IMPLEMENTACIJE – KRATAK PREGLED SVIH ZNAČAJNIH IZAZOVA, KOJI SU SE POJAVILI TOKOM IMPLEMENTACIJE PROGRAMA

Tokom perioda implementacije IPARD II programa pojavio se veliki broj izazova. Neki izazovi su rješavani u hodu, dok su neki izazovi formalne prirode, kao npr. obimna dokumentacija, pogotovo za Mjeru 3.

Neki od glavnih izazova navedeni su kako slijedi:

- obimna dokumentacija tokom aplikacije, pogotovo za Mjeru 3;
- nedostatak efikasnog „odgovarajućeg sistema evaluacije“ u skladu sa članom 11(2) Sektorskog sporazuma;
- preduga procedura dobijanja dokumenta/potvrde/rješenja od strane institucija;
- nepostojanje „konsultantskih kuća“ – Nedostatak konsultanata u popunjavanju potrebne dokumentacije i davanju savjeta dovelo do toga da je veći broj aplikacija odbijeno. To se najviše desilo na početku implementacije IPARD II programa.
- finansijska sredstva za realizaciju investicije-poteškoće potencijalnih korisnika za dobijanje kredita-Na početku implementacije IPARD II programa komercijalne banke nijesu prihvatile poljoprivredno zemljište u ruralnim područjima kao kolateral što je umnogome otežavalo potencijalnim korisnicima da dođu do kredita;
- ispunjavanje minimalnih nacionalnih standarda;
- brz i veliki rast cijena na tržištu, neke cijene su porasle i do 100% - Stalni trend rasta cijena materijala i usluga je otežao realizaciju planiranih projekata, pogotovo kad se radilo o korisnicima koji su teže realizovali investiciju nakon ugovaranja projekta;
- nemogućnost gradnje turističkih objekata na poljoprivrednom zemljištu - Ovaj izazov se odnosi na sprovođenje Mjere 7;
- neusklađenost nacionalnog zakonodavstva iz oblasti saobraćaja sa EU propisima - Kako naše domaće zakonodavstvo nije usklađeno sa EU propisima, tako je naša zemlja dobila najstrožije uslove za nabavku traktora koji ispunjavaju EU *stage V* standarde;
- problem dobijanja Urbanističko tehničkih uslova i nemogućnost prijave gradnje objekata koji su namijenjeni za ruralni turizam. Problem se javio iz razloga što nacionalnim zakonodavstvom ovakva vrsta objekata nije prepoznata i što kod većine opština nije prošao detaljni urbanistički plan u ruralnim područjima te se ne mogu dobiti Urbanističko tehnički uslovi i ispuniti uslovi neophodni za građenje ovakve vrste objekata;
- problem dobijanja Potvrda da se gazdinstvo nalazi u ruralnom području od strane lokalne samouprave.

Aktivnosti IPARD II Odbora za nadgledanje

Tokom sprovođenja IPARD II programa, u skladu sa članom 51 Sektorskog sporazuma, nakon usvajanja Programa formiran je IPARD II Odbor za nadgledanje.

Redovno su organizovani sastanci IPARD II Odbora za nadgledanje. Ukupno je održano 10 sastanaka IPARD II Odbora za nadgledanje.

Ovo tijelo je razmotrilo, analiziralo i donjelo odluke u cilju što bolje iskorišćenosti raspoloživih sredstava bespovratnih sredstava od strane korisnika, kao što su izmjene i dopune IPARD II programa i pregled rezultata Programa, evaluacioni plan, plan vidljivosti i komunikacioni plan, godišnji izvještaj o implementaciji Programa, postizanje ciljeva za akreditovane mjere, izazovi tokom implementacije i sl.

Ključne aktivnosti za suočavanje sa izazovima

Implementacija IPARD programa u Crnoj Gori je umnogome poboljšana u odnosu na sami početak implementacije tj. 2018. godine. Na početku poljoprivrednici su često imali nepotpunu dokumentaciju, više je vremena trebalo za izradu biznis plana, prikupljanja potrebne dokumentacije za podnošenje zahtjeva za odobravanje projekta, što je za rezultat bilo više kritika prema administraciji da javni pozivi prekratko traju kao i da se traži previše dokumentacije.

Kroz sprovođenje info kampanja potencijalni korisnici su upoznati da svu dokumentaciju koja se odnosi na opšte troškove mogu pripremiti i prije objavljivanja Javnog poziva, a kako je period implementacije odmicalo administracija je počela da

prikuplja određena dokumenta po službenoj dužnosti, kako bi aplikanti dobili na vremenu. Prepoznavši da kvalitet prijave nije bio na zadovoljavajućem nivou, Ministarstvo je organizovalo radionice za konsultante kako bi ih upoznalo sa kompletnom procedurom i kriterijumima, u cilju unapređenja njihovih usluga prema potencijalnim korisnicima podrške. Na IPARD web stranici je postavljena lista *konsultantskih kuća*, koje su dostupne za pomoć poljoprivrednicima.

Kada se radi o postojećim izazovima u implementaciji programa IPARD programa, neophodno je istaći da, usljed neadekvatne dinamike sprovođenja poziva po dostupnim mjerama, kao i manjka intenziteta u povlačenju sredstava od strane aplikanata u sektoru poljoprivrede, pogotovo na početku implementacije postojao je realan rizik od gubitka dostupnih EU sredstava podrške. Jedan od glavnih razloga je bio nemogućnost obezbjeđivanja početnog kapitala od strane poljoprivrednih proizvođača.

U cilju ubrzanja dinamike povlačenja dostupnih sredstava u predviđenim rokovima, Ministarstvo poljoprivrede, vodoprivrede i šumarstva implementiralo je preuzelo određene mjere i aktivnosti, kako bi se aplikantima omogućile sve neophodne garancije za uspješno sprovođenje investicije, prvenstveno sa Razvojnou bankom (tada Investicionim razvojnim fondom) gdje je potpisan Memorandum o razumijevanju. Rezultat te saradnje je bio da je poljoprivredno zemljište u ruralnom području prihvaćeno kao kolateral i napravljena posebna mjera za IPARD projekte, sa minimalnom kamatnom stopom.

Takođe, u saradnji sa DG Agri-jem se uspio uvesti model avansnog i faznog plaćanja.

Kada je u pitanju saradnja sa Razvojnou bankom (prije IRF) dogovoreno je takođe da će se ići u što jednostavnije procedure za dobijanje kredita od strane Razvojne banke, a da će se takva procedura sprovesti kroz IPARD III program.

Kada je riječ o izazovima u dijelu institucionalnog i administrativnog okvira operativne strukture IPARD II programa, ono što je prepoznato kao veliki izazov jeste da su određene ključne pozicije u IPARD Operativnoj strukturi, u posljednje vrijeme često mijenjane i time dovele do značajnih operativnih i administrativnih manjkavosti i kašnjenja u sprovođenju aktivnosti kako u dijelu implementacije IPARD II programa, tako i IPARD III programa.

Isto tako, može se zaključiti da je tokom implementacije jedno od uskih grla i monitoring sistem. Operativna struktura radi na tome da se uspostavi softver koji će kvalitetnije i efikasnije pratiti sve podatke.

Takođe, procedure koje se odnose na ugovaranje, na vrijeme od ugovaranja do podnošenja zahtjeva za isplatu, začajno su unaprijeđene i primjenjivaće se u novom programskom periodu. Izmjene su se odnosile na mogućnost kombinovanog avansnog i faznog plaćanja, organičavanju broja izmjena projekta, kao i trajanja perioda za realizaciju investicije, a sve sa ciljem efikasnije implementacije IPARD programa i blagovremnog povlačenja odobrenih EU sredstava.

Dakle, imajući u vidu sve navedeno pred administracijom je veliki izazov, pogotovo kada se uzme u obzir da je za novo programsko razdoblje na raspolaganju poljoprivrednicima 63 miliona EUR bespovratne EU podrške.

Korišćenje Mjere 9 - Tehnička pomoć

IPARD Upravljačko tijelo je u saradnji sa IPARD Agencijom pripremlilo dokumentaciju za povjeravanje poslova izvršenja budžeta - akreditacioni paket za Mjeru 9 – Tehnička pomoć. Paket akreditacije poslat je Evropskoj komisiji krajem marta 2023. godine na procjenu i dalju proceduru i cilju dobijanja povjerenja poslova izvršenja budžeta.

Zahtjev za ponovnu akreditaciju (roll-over) Mjere 9 kroz IPARD III program, planiran je za naredni period, po mogućnosti tokom 2025. godine, kako bi se sredstva previđena kroz Mjeru 9 bila na raspolaganju za definisane aktivnosti koje se mogu dobiti sredstva.

Usvojen godišnji akcioni plan objavljen je na zvaničnoj IPARD internet stranici IPARD Upravljačkog tijela.

Obzirom da Operativna i Upravljačka struktura nijesu uspjeli ranije akreditovati Mjeru 9, troškovi nastali tokom implementacije Programa, a koji su trebali biti finansirani kroz Mjeru 9, u potpunosti su pokriveni iz nacionalnog budžeta.

12. ZAKLJUČCI U VEZI IMPLEMENTACIJE PROGRAMA ZA PERIOD 2014-2020.

IPARD II program je sigurno značajno doprinjeo pozitivnom razvoju poljoprivrede i ruralnog razvoja u Crnoj Gori. Rezultati IPARD programa su višestruki. Danas u Crnoj Gori imamo poljoprivredna gazdinstva koja su modernizovana, izgrađeni su pogoni za preradu za proizvodnju kvalitetne i sigurne hrane, koja je u skladu sa standardima EU. Kvalitet života u ruralnim područjima se poboljšao i stvorene su mogućnosti za otvaranje novih radnih mjesta. Možemo sa zadovoljstvom konstatovati da je cilj IPARD II programa ispunjen u velikoj mjeri. Glavni napredak se ogleda u:

- Podrška korisnicima je doprinjela usklađivanju sa pravilima, standardima i politikama EU u vezi sa članstvom u EU;
- Podrška je bila povezana sa ekonomskim, socijalnim i teritorijalnim razvojem (pretežno ruralna područja), u smislu pametnog, održivog i inkluzivnog rasta, kroz razvoj fizičkih sredstava;
- Po završetku, ulaganja su izvršena u skladu sa relevantnim standardima EU u vezi sa zaštitom životne sredine i/ili dobiti životinja, a ukupno stanje poljoprivrednih gazdinstava u proizvodnji primarnih poljoprivrednih proizvoda se poboljšalo u odnosu na sprovođenje Mjere 1;
- Kada je riječ o sprovođenju Mjere 3, podrška je strateški usmjerena na razvoj mikro, malih i srednjih preduzeća;
- Podržani projekti su osigurali ekonomsku održivost preduzeća i doprineli jačanju svih zainteresovanih strana;
- Lokalne samouprave, svesne važnosti sredstava EU za razvoj ruralnih područja, stvorile su preduslove za nesmetanu i bržu realizaciju mjera podrške dostupnih Crnoj Gori (LEADER pristup, mjere za jačanje ruralne infrastrukture, itd);
- Oko 80 miliona EUR je uloženo u poljoprivredu i ruralni razvoj;
- Ukupno je iskorišćeno 34.808.856 EUR dostupnih sredstava EU, što je 89,25% ukupnog raspoloživog iznosa. Kroz nacionalno sufinansiranje IPARD projekata, podržani su poljoprivrednici i prerađivači hrane sa iznosom od 11.602.955 EUR. Ukupno je podržano 748 projekata;
- Investicije u Mjeru 3 doprinjele su tome da 9 pogona za preradu hrane imaju izvozni broj u EU. Pored toga, meso i mesni proizvodi su trenutno najizvozniji proizvod u Crnoj Gori, što nije bio slučaj na početku realizacije IPARD II programa.
- Crna Gora, koristeći IPARD sredstva, postigla je značajan napredak u jačanju institucija, i poboljšala i učvrstila konkurentnost domaće poljoprivredne proizvodnje, čime se priprema poljoprivredni sektor za korišćenje sredstava EU i buduće izazove.

U globalu, IPARD II program je povećao nivo konkurentnosti u poljoprivrednom sektoru u Crnoj Gori, čime su postignuti ciljevi vezani za pripremu crnogorske poljoprivrede za pristupanje EU, poboljšanje kvaliteta proizvoda, povećanje proizvodnih količina, veću konkurentnost i postizanje evropskih standarda bezbjednosti hrane u primarnom i prerađivačkom sektoru, kao i jačanje kapaciteta u ruralnom turizmu.

Aneks I - Lista prihvatljivih troškova po kodovima sa iznosom podrške

Broj koda	Vrsta investicije	EU podrška	Nacionalna podrška	Javna podrška
OT-1	Opšti troškovi za M1	67,491.45	22,497.15	89,988.60
1-1.1.1	Izgradnja i/ili rekonstrukcija objekata za smeštaj muznih krava, koza, ovaca uključujući prostor za mužu (izmuzište), osjemenjavanje, bezbjedno uklanjanje uginulih životinja, za držanje teladi i junica, prostor za smeštaj mašina i opreme, proizvoda životinjskog porijekla, skladište za prostirku, prostor za instalaciju ventilacije, klimatizaciju, grijanje, prateće energetske objekte, uključujući izgradnju i/ili rekonstrukciju drenažnih sistema i snabdijevanja vodom (uključujući bunare), gasom, strujom (uključujući korišćenje agregata) i kanizacioni sistem;	540,537.37	180,179.12	720,716.49
1-1.1.2	Izgradnja i/ili rekonstrukcija objekata na gazdinstvu za skladištenje hrane za stoku (uključujući nadstrešnice) sa pratećom opremom;	98,254.86	32,751.62	131,006.48
1-1.1.3	Izgradnja i/ili rekonstrukcija (uključujući nadstrešnice) kapaciteta za sakupljanje, preradu, pakovanje, čuvanje i odlaganje čvrstog stajnjaka, polutečnog i tečnog stajnjaka, uključujući instalaciju opreme;	40,596.7	13,532.23	54,128.9
1-1.1.4	Izgradnja i/ili rekonstrukcija fiksnih ograda oko gazdinstva (izuzev kamenih i ograda od kovanog gvožđa) i dezinfekcionih barijera, drenažnih sistema i snabdijevanje vodom (bunari, vještačke akumulacije), električnih i sistema grijanja na gazdinstvu (korišćenje agregata, uključujući softver);	46,393.55	15,464.52	61,858.07
1-1.1.7	Izgradnja i/ili rekonstrukcija mreže internih puteva i parking mjesta u okviru gazdinstva;	32,493.57	10,831.19	43,324.76
1-1.2.1	Oprema za mužu (mobilna i fiksna), hlađenje i čuvanje mlijeka na gazdinstvu uključujući sve elemente, materijale i instalaciju;	270,018.54	90,006.18	360,024.72
1-1.2.2	Specijalizovana vozila za transport i rashladni rezervoar oprema/nadograđeni sistem za vozila, za transport sirovog mlijeka sa odgovarajućom opremom (mjerni instrumenti i uređaji za uzorkovanje i provjeru kvaliteta proizvoda).	1,431,445.98	477,148.66	1,908,594.64
1-1.2.4	Oprema za štale;	33,713.47	11,237.82	44,951.29
1-1.2.5	Mašine i oprema za pripremu stočne hrane, za ishranu i pojenje životinja (mlinovi i blenderi/mješalice za pripremu stočne hrane, oprema i dozatori za koncentrovano hranu; ekstraktori; transporteri; miks prikolice i dozatori za kabastu hranu, hranilice, pojilice, balirke, omotači za bale i kombajni za stočnu hranu, kosačice, sakupljači sijena i slično);	1,672,901.1	557,633.7	2,230,534.8
1-1.2.8	Stočne vage, rampe za utovar/istovar, torovi za držanje i za usmjeravanje i obuzdavanje životinja;	4,746.98	1,582.23	6,329.21
1-1.2.11	Oprema za čišćenje i dezinfekciju objekata i uređaja;	4,002.75	1,334.25	5,337.00
1-1.2.17	Oprema i uređaji za ventilaciju, klimatizaciju i grijanje, uključujući alarmni sistem i stand-by agregate;	108,375.72	35,791.90	144,167.62
1-1.2.18	Oprema za fiksne ograde i električne ograde za pašnjake/livade;	266.96	88.99	355.95
1-1.2.21	Opremanje upravne zgrade sa pratećim objektima (kancelarije za licencirane veterinare i veterinarske inspektore, prostor za odmor radnika, prostorije za presvlačenje i sanitarne prostorije, skladište za sredstva za čišćenje, pranje i dezinfekciju).	1,477.83	492.61	1,970.44
1-2.1.1	Izgradnja i/ili rekonstrukcija objekata za tov i/ili smeštaj stoke, proizvodnju jaja i živinskog mesa uključujući objekte za osjemenjavanje, čekališta, prasilišta, odgajališta, tovilista, objekata za parenje; objekata za smeštaj podmlatka; objekata za bezbjedno odlaganje uginulih životinja; objekata za smeštaj mašina i opreme, proizvoda životinjskog porijekla i prostirke; objekata za instalaciju opreme za ventilaciju, klimatizaciju i grijanje; izgradnja energetskih postrojenja za podršku, uključujući izgradnju i/ili rekonstrukciju sistema vodosnabdijevanja (uključujući bunare), gas, struju (uključujući korišćenje agregata) i kanizacioni sistem na gazdinstvu;	460,432.79	153,477.6	613,910.39
1-2.1.2	Izgradnja i/ili rekonstrukcija objekata na gazdinstvu za čuvanje hrane za stoku (uključujući nadstrešnice) sa pratećom opremom;	407,008.21	135,669.4	542,677.61
1-2.1.3	Izgradnja i/ili rekonstrukcija (uključujući nadstrešnice) kapaciteta za prikupljanje, obradu, pakovanje, čuvanje i odlaganje čvrstog stajnjaka, polutečnog i tečnog stajnjaka, uključujući i instalaciju opreme;	26,047.04	8,682.35	34,729.39

1-2.1.4	Izgradnja i/ili rekonstrukcija fiksnih ograda oko gazdinstva (izuzev kamenih i ograda od kovanog gvožđa) i dezinfekcionih barijera, drenažnih sistema i snabdijevanje vodom (bunari, vještačke akumulacije), električnih i sistema grijanja na gazdinstvu (korišćenje agregata; uključujući softver);	4,377.77	1,459.26	5,837.03
1-2.1.5	Izgradnja i/ili rekonstrukcija objekata za tretman otpadnih voda, upravljanje tečnim i čvrstim otpadom;	1,485.00	495.00	1,980.00
1-2.1.7	Izgradnja i/ili rekonstrukcija mreže internih puteva i parking mjesta u okviru gazdinstva;	6,231.78	2,077.26	8,309.04
1-2.1.8	Izgradnja i/ili rekonstrukcija upravne zgrade sa pratećim objektima (kancelarije za licencirane veterinare i veterinarske inspektore, prostor za odmor radnika, prostorije za presvlačenje i sanitarne prostorije, skladište za proizvode za čišćenje, pranje i dezinfekciju);	106,644.37	35,548.12	142,192.49
1-2.2	Oprema, mašine i uređaji	36,000.00	12,000.00	48,000.00
1-2.2.1	Mašine i oprema za transport i rukovanje čvrstim stajnjakom, polučvrstim i tečnim stajnjakom (fiksni utovarivači za stajnjak; transporteri za stajnjak; fiksni lageri za stajnjak; uređaji za miješanje polutečnog i tečnog stajnjaka; rezervoari za stajnjak; pumpe za pražnjenje rezervoara, separatori za polutečni i tečni stajnjak; specijalizovane mašine za utovar čvrstog stajnjaka, specijalizovane prikolice za transport čvrstog stajnjaka, uključujući i prateću opremu za polutečni i tečni stajnjak, i slično);	409,182.59	136,394.20	545,576.79
1-2.2.2	Oprema za obradu i pakovanje stajnjaka;	29,874.19	9,958.06	39,832.25
1-2.2.3	Oprema za štale;	70,826.85	23,608.95	94,435.80
1-2.2.4	Kavezi za koke nosilje sa pratećom opremom, oprema za uzgoj matičnog jata	470,768.28	156,922.76	627,691.04
1-2.2.5	Oprema za sakupljanje, pranje, sortiranje, transport jaja na pakovanje ili skladištenje uključujući mašinu za pranje i pokretnu traku;	304,017.24	101,339.08	405,356.32
1-2.2.6	Oprema za prasilišta, odgajališta, tovilista, čekališta, prostor za nerasta, objekte za osjemenjavanje i oprema za prašenje;	27,493.54	9,164.51	36,658.05
1-2.2.7	Mašine i oprema za pripremu stočne hrane, za ishranu i pojenje životinja (mlinovi i blenderi/mješalice za pripremu stočne hrane, oprema i dozatori za koncentrovanu hranu; ekstraktori; transporteri; miks prikolice i dozatori za kabastu hranu, hranilice, pojilice, baleri; omotači bala i kombajni za stočnu hranu, kosilica, sakupljači i prevrtači sijena, i slično);	398,522.34	132,840.78	531,363.12
1-2.2.9	Stočne vage, rampe za utovar/istovar, torovi (korali) za usmjeravanje i obuzdavanje životinja;	4,464.02	1,488.01	5,952.03
1-2.2.12	Oprema za čišćenje i dezinfekciju objekata i uređaja;	13,936.97	4,645.40	18,582.37
1-2.2.14	Oprema za fizički, hemijski i biološki tretman otpadnih voda, upravljanje tečnim i čvrstim otpadom;	1,838.32	948.86	2,787.18
1-2.2.18	Oprema za prevenciju širenja bolesti i kontrolu bolesti;	2,031.41	677.14	2,708.55
1-2.2.19	Oprema i uređaji za ventilaciju, klimatizaciju i grijanje (uključujući inkubatore i "vještačke kvočke" za živinarnike), uključujući alarmni sistem i <i>stand-by</i> agregate;	213,913.61	71,304.54	285,218.15
1-2.2.20	Oprema za fiksne i električne ograde za pašnjake/livade;	975.98	325.33	1,301.31
1-2.2.21	Opremanje upravne zgrade sa pratećim objektima (kancelarije za licencirane veterinare i veterinarske inspektore, prostor za odmor radnika, prostorije za presvlačenje i sanitarne prostorije, skladište za sredstva za čišćenje, pranje i dezinfekciju);	16,652.09	5,550.70	22,202.79
1-3.1.1	Izgradnja i/ili rekonstrukcija staklenika i plastenika (objekti prekriveni staklom i/ili plastikom - koji posjeduju atest za udare vjetra od 50 km/h i opterećenje od 100 kg/m ²) za proizvodnju povrća, voća, uključujući prostor za instalaciju ventilacije, klimatizacije i grijanja, uključujući alarmni sistem i <i>stand-by</i> agregate; rezervoara za vodu i objekata za sistem za navodnjavanje;	468,150.47	156,050.16	624,200.63
1-3.1.2	Izgradnja i/ili rekonstrukcija objekata za skladištenje primarnih – neprerađenih proizvoda (uključujući (Ultra Low Oxygen) ULO hladnjače) voća, grožđa, maslina, povrća, sa objektima za sortiranje, za proces pakovanja i označavanja, objekata za smještaj mašina i opreme, uključujući vodosnabdijevanje, gas, struju (uključujući i alarmni sistem i <i>stand-by</i> agregate) i kanizacioni sistem;	575,515.83	191,838.61	767,354.44
1-3.1.3	Izgradnja i/ili rekonstrukcija objekata za proizvodnju gljiva;	83,131.28	27,710.43	110,841.71
1-3.1.4	Izgradnja i/ili rekonstrukcija sistema za navodnjavanje uključujući i mikro-rezervoare, kopanje bunara, regulaciju vodozahvata koji koriste podzemne vode (crpljenje vode iz izvora, bunari, vještačke akumulacije) i površinske vode (iz rijeka, jezera i rezervoara), uključujući kupovinu pumpi, cijevi, ventila i rasprskivača;	163,781.52	54,593.84	218,375.36

1-3.1.5	Izgradnja sistema protivgradne zaštite u voćnjacima/vinogradima na gazdinstvu (stubovi, ankeri, kablovi, žice, kape, vezovi, stege i mreže, uključujući i računarsku opremu);	297,207.12	99,069.04	396,276.16
1-3.1.6	Izgradnja ograda oko zasada/gazdinstva (izuzev kamenih i ograda od kovanog gvožđa), potpornih i zaštitnih zidova;	90,229.82	30,076.61	120,306.43
1-3.1.7	Izgradnja postrojenja za proizvodnju energije iz obnovljivih izvora za korišćenje na gazdinstvu - fotonaponski sistemi, uključujući povezivanje sistema sa objektima na gazdinstvu. Da bi se sistem za proizvodnju energije smatrao sistemom za "korišćenje na gazdinstvu", njegov proizvodni kapacitet bi trebao da bude ispod očekivane potrošnje energije na samom gazdinstvu;	8,935.88	2,978.88	11,914.76
1-3.1.8	Izgradnja i/ili rekonstrukcija mreže internih puteva i parking mjesta u okviru gazdinstva;	117,235.68	39,078.56	156,314.24
1-3.1.10	Kupovina sadnog materijala višegodišnjih biljnih kultura;	679,366.91	226,455.64	905,822.55
1-3.1.11	Investicije u pripremu i poboljšanje zemljišta za postojeće zasade i zasade koji će biti zasnovani tokom realizacije ove investicije (npr. antierozivne aktivnosti, drenaža, terasiranje i privođenje zemljišta namjeni);	77,328.69	25,776.23	103,104.92
1-3.2.2	Oprema za podizanje, restrukturiranje zasada višegodišnjih biljnih kultura (stubovi, žice, ankeri, sajle, kopče, zatezači i pripremu zemljišta);	43,543.91	14,514.64	58,058.55
1-3.3.1	Oprema i uređaji za navodnjavanje uključujući pumpe, crijeva, raspršivače/dispenzere/kapaljke, sisteme za filtriranje, sistem za fertilizaciju sa vodorastvorljivim đubrivima (fertiligacija), pipete, uređaji za namotavanje crijeva;	73,533.14	24,511.05	98,044.19
1-3.3.2	Oprema za oprašivanje biljaka;	33,499.36	11,166.45	44,665.81
1-3.3.4	Oprema i uređaji za pripremu zemljišta i supstrata;	25,117.10	8,372.37	33,489.47
1-3.3.5	Oprema i uređaji za sjetvu, sadnju i malčovanje (sa folijom);	56,408.43	18,802.81	75,211.24
1-3.3.6	Oprema i uređaji za sisteme za hidroponičnu proizvodnju;	27,543.63	9,181.21	36,724.84
1-3.3.7	Oprema i uređaji za zaštitu bilja i sterilizaciju zemljišta i supstrata;	69,445.95	23,148.65	92,594.60
1-3.3.9	Oprema za proizvodnju glijiva i proizvodnju komposta za glijive (nabavka komposta i micelijuma su isključeni);	504,923.51	168,307.84	673,231.35
1-3.3.10	Oprema za rezidbu voća, vinove loze i maslina;	26,705.79	8,901.93	35,607.72
1-3.3.11	Oprema i uređaji za održavanje posebnih mikroklimatskih uslova, ventilaciju, klimatizaciju i grijanje, alarmni sistemi i <i>stand-by</i> agregati; voda, gas, snabdijevanje električnom energijom i kanalizacioni sistem; kao i računarska oprema i softver za kontrolu grijanja, ventilacije, branje, za proces pranja i sortiranja, klasifikaciju, pakovanje i označavanje;	250,926.68	83,642.23	334,568.91
1-3.4	Oprema za branje, sortiranje, pakovanje i skladištenje	42,425.75	14,141.92	56,567.67
1-3.4.2	Oprema i uređaji za skladišne objekte (uključujući ULO hladnjače);	6,300.00	2,100.00	8,400.00
1-3.4.3	Oprema i uređaji za hlađenje/zamrzavanje;	39,487.33	13,162.44	52,649.77
1-3.4.4	Posebna oprema za branje voća, grožđa, maslina i povrća;	40,175.55	13,391.85	53,567.40
1-3.4.5	Boks palete i prikolice za prevoz i utovar;	81,053.51	27,017.84	108,071.35
1-3.4.6	Linije i oprema za čišćenje i pranje;	697.76	232.59	930.35
1-3.4.8	Linije i oprema za sortiranje i kalibriranje;	97,315.30	32,438.43	129,753.73
1-3.4.9	Linije i oprema za pakovanje i obilježavanje;	125,980.38	41,993.46	167,973.84
1-3.4.10	Oprema za drobljenje, orezivanje, sječenje, sječenje na listove i rešetke za sječenje;	41,132.32	13,710.77	54,843.09
1-3.6	Oprema za ograđivanje zasada/gazdinstva;	1,227.70	409.23	1,636.93
1-3.7	Oprema za sisteme za navodnjavanje: pumpe, crijeva, prskalice/raspršivači, sistem za filtriranje, sistem za fertilizaciju sa vodorastvorljivim đubrivima (fertiligacija), pipete, uređaji za namotavanje crijeva i ostala oprema za navodnjavanje;	67,617.90	22,539.30	90,157.20
1-3.9	Investicije u instalacije za proizvodnju energije iz obnovljivih izvora za potrošnju na gazdinstvu – fotonaponski sistemi, uključujući povezivanje sistema sa objektima na gazdinstvu;	6,736.91	2,245.64	8,982.55
1-4.1.1	Izgradnja i/ili rekonstrukcija objekata za vrcanje, skladištenje, punjenje i/ili pakovanje meda i pčelinjih proizvoda;	102,761.84	34,253.95	137,015.79
1-4.1.2	Izgradnja i/ili rekonstrukcija objekata na gazdinstvu (uključujući nadstrešnice) za čuvanje opreme, input/outputa, izradu košnica, pripremu prihrane za pčele;	6,498.59	2,166.20	8,664.79
1-4.1.3	Izgradnja ograde oko uljanika/gazdinstva;	12,718.26	4,239.42	16,957.68

1-4.2.1	Oprema za vrcanje, skladištenje, punjenje i/ili pakovanje meda i pčelinjih proizvoda;	2,414.61	804.84	3,219.45
1-4.2.2	Oprema za proizvodnju i pripremu prihrane za pčele;	15,750.00	5,250.00	21,000.00
1-4.2.5	Oprema i namjenska oprema za prevoz/seljenje pčela;	12,666.00	4,222.31	16,888.31
1-5.1.1	Izgradnja i/ili rekonstrukcija uzgajališta: Izgradnja energetskih postrojenja za podršku, uključujući izgradnju i/ili rekonstrukciju sistema vodosnadbijevanja (uključujući bunare), gas, struju (uključujući i alarmni sistem i stand-by agregati) i kanalizacioni sistem na uzgajalištu;	16,030.37	5,343.46	21,373.83
1-5.1.8	Izgradnja ograde oko uzgajališta/gazdinstva;	93,302.47	31,100.83	124,403.30
1-5.2.2	Oprema za poboljšanje higijene na uzgajalištima i plasiranje proizvoda akvakulture na tržište: kompresori za pranje bazena/cistjerna, oprema za čišćenje mreža u kaveznom uzgoju, vozila za transport žive ribe, vozila za transport sa rashladnim uređajem, rashladne komore, ledomati, oprema za šokiranje ribe, mašina za klasifikaciju i pranje školjki, namjenski stolovi za čišćenje ribe i vodootporne vage;	21,485.47	7,161.82	28,647.29
1-6.1.1	Traktori do 100 KW (isključujući sektore pčelarstva, ribarstva/akvakulture i uzgoja gljiva);	6,070,226.80	2,023,408.93	8,093,635.73
1-6.2.1	Priključna mehanizacija za transport i rukovanje (uključujući viljuškare);	649,738.34	216,579.45	866,317.79
1-6.2.2	Priključna mehanizacija za kombinovane operacije;	89,008.23	29,669.41	118,677.64
1-6.2.3	Priključna mehanizacija za čišćenje snijega;	889.16	296.39	1,185.55
1-6.3.1	Priključna mehanizacija za obradu zemljišta;	549,690.16	183,230.05	732,920.21
1-6.3.2	Priključna mehanizacija za đubrenje zemljišta;	44,701.85	14,900.62	59,602.47
1-6.3.3	Priključna mehanizacija za sjetvu;	95,439.83	31,813.28	127,253.11
1-6.3.4	Priključna mehanizacija za sadnju;	49,786.91	16,595.64	66,382.55
1-6.3.5	Priključna mehanizacija za zaštitu bilja;	28,810.11	9,603.37	38,413.48
1-6.3.6	Priključna mehanizacija za žetvu;	9,919.96	3,306.65	13,226.61
1-6.3.7	Priključna mehanizacija za košenje i berbu;	105,687.08	35,229.23	140,916.31
1-6.3.8	Priključna mehanizacija za pripremu stočne hrane;	176,259.30	58,753.10	235,012.40
1-6.3.9	Priključna mehanizacija za upravljanje stajnjakom;	324,388.18	108,129.39	432,517.57
	Ukupno Mjera 1	20,066,296	6,688,769	26,755,063
OT-3	Opšti troškovi za M3	92,550.00	30,850.67	123,400.67
3-1.1.3	Izgradnja i/ili rekonstrukcija: Mreže internih puteva; Ograda (izuzev kamenih i ograda od kovanog gvožđa); Prostora za instalaciju opreme za ventilaciju i klimatizaciju i pratećih energetskih objekata; Vodovodne, gasne, električne i kanalizacione mreže; Objekata za otpad, tretman otpadnih voda i sprječavanje zagađenja vazduha;	53,129.39	17,709.80	70,839.19
3-1.1.4	Izgradnja i/ili rekonstrukcija objekata i prostorija za: Sanitaciju i skladištenje opreme i sredstava za sanitaciju; čišćenje, pranje i dezinfekciju sredstava za prevoz životinja; Odvojeno skladištenje pribora; Skladištenje materijala za pakovanje, ambalaže, začina i aditiva; Laboratorije, prostorije za presvlačenje i sanitarne čvorove; Potrebe veterinarske službe; Upravne zgrade sa pratećim objektima (kancelarije, prostor za odmor radnika, prostorije za presvlačenje, sanitarni čvorovi);	24,836.13	8,277.07	33,113.20
3-1.1.5	Izgradnja postrojenja za proizvodnju energije iz obnovljivih izvora – fotonaponski sistemi, uključujući povezivanje sistema sa objektima u okviru preduzeća. Da bi se sistem smatrao sistemom za "sopstvene potrebe", njegov proizvodni kapacitet bi trebao da bude ispod očekivane potrošnje energije pogona;	24,205.08	8,068.36	32,273.44

3-1.2.1	Oprema, mašine i uređaji za: Prijem, prečišćavanje, hlađenje sirovog mlijeka u otkupnim centrima – tankovi, hladnjače, kante sa specifičnim ugradnim aparatima, laktofrizi, modifikatori toplote, separatori i filteri; Kontrolu sirovog mlijeka pri dostavi, uključujući i biohemijske analizatore; Uspostavljanje posebnih mikroklimatskih i/ili temperaturnih uslova za potrebe proizvodnje i/ili skladištenja proizvoda; Pakovanje, označavanje i skladištenje; Rukovanje, transport u okviru pogona i otpremu gotovih proizvoda; Transport sirovog mlijeka, uključujući pokretne rezervoare za mlijeko sa pripadajućom opremom;	12,040.97	4,013.66	16,054.63
3-1.2.2	Oprema, mašine i uređaji za: Preradu mlijeka i proizvodnju mliječnih proizvoda; Kontrolu kvaliteta i higijene; Tehnološke procese prerade mlijeka, proizvodnju mliječnih proizvoda; Uspostavljanje posebnih mikroklimatskih i/ili temperaturnih uslova za potrebe proizvodnje i/ili skladištenja proizvoda, uključujući opremu za klimatizaciju prostorija - hlađenje/grijanje, sušenje/vlaženje vazduha; Pakovanje, označavanje i skladištenje gotovih proizvoda; Rukovanje, transport u okviru pogona i otpremanje proizvoda;	128,138.25	42,712.75	170,851.00
3-1.2.3	Oprema, mašine i uređaji za: Opremanje mreže internih puteva; Ventilaciju i klimatizaciju pripadajućih energetskih objekata; Vodovodne, plinske, električne i kanalizacione mreže; Stand-by agregati; Obradu otpadnih voda i sprječavanje zagađenja vazduha;	10,861.68	3,620.56	14,482.24
3-1.2.4	Oprema, mašine i uređaji za: Implementaciju sistema upravljanja kvalitetom hrane i standarda bezbjednosti hrane i upravljanja kvalitetom proizvoda; Čišćenje, pranje i dezinfekciju: objekata, opreme, alata, uređaja, vozila, ambalažnog materijala i mašina, opreme za prostorije za presvlačenje i sanitarne prostorije zaposlenih; Pranje ruku, čišćenje, pranje i dezinfekciju odjeće i obuće, instrumenata za mjerenje i kontrolu tehnološkog procesa; Nadzor, mjerenje i vođenje tehnološkog toka proizvodnog procesa, uključujući IT opremu (hardver i softver); Laboratorijska oprema; Upravne zgrade (kancelarije, prostor za odmor radnika, prostorije za presvlačenje, sanitarni čvorovi);	2,334.08	779.03	3,113.11
3-1.2.5	Oprema, mašine i uređaji za: Uštedu energije; Zaštitu životne sredine i preradu, upravljanje, tretman i odlaganje otpada, uključujući mašine za otpad; Fizičku, hemijsku i biološku obradu otpadnih voda, sprječavanje zagađenja vazduha, opremu za zbrinjavanje i transport primarne, sekundarne i tercijalne ambalaže i čvrstog otpada.	95,222.25	31,740.75	126,963.00
3-1.3.1	Specijalizovana transportna vozila i oprema za rashladni rezervoar/nadograđeni sistem za vozila, za transport sirovog mlijeka sa odgovarajućom opremom (mjerni instrumenti i uređaji za uzorkovanje i provjeru kvaliteta uzorka).	29,362.50	9,787.50	39,150.00
3-1.3.2	Specijalizovana vozila ili oprema na vozilima za transport mlijeka i mliječnih proizvoda sa sistemom obezbjeđivanja hladnog lanca u skladu sa higijenskim zahtjevima.	141,800.74	47,266.91	189,067.65
3-2.1.1	Izgradnja i/ili rekonstrukcija objekata i prostorija za: Prijem, privremeni smještaj životinja, klanje, rasijecanje, obradu, pakovanje, skladištenje i otpremu mesa; Prijem i privremeni smještaj bolesnih ili na oboljenje sumnjivih ili povrijeđenih životinja; prostora koji se upotrebljavaju isključivo za klanje bolesnih, na oboljenje sumnjivih životinja ili povrijeđenih životinja; Obuzdavanje, omamljivanje i klanje životinja; Obavljanje proizvodnog procesa; prostorije za evisceraciju, skidanje kože, mjerenje, klasiranje i dalju obradu, uključujući dodavanje začina cjelim trupovima živine; Rasijecanje i otkoštavanje mesa; Pražnjenje i čišćenje želudaca i crijeva; Odvojeno skladištenje upakovanog i neupakovanog mesa; Hladnjače; Hladno skladištenje zadržanog mesa; Skladištenje mesa koje je proglašeno nepodesnim za ishranu ljudi; Pakovanje i skladištenje jestivih nusproizvoda; Otpremu mesa;	133,724.36	44,574.79	178,299.15
3-2.1.2	Izgradnja i/ili rekonstrukcija objekata i prostorija za: Prijem, čuvanje, rasijecanje i preradu mesa; Proizvodnju mljevenog mesa, mesnih prerađevina, mehanički otkoštenog mesa; Objekata/prostorija sa posebnim mikroklimatskim i/ili temperaturnim uslovima za potrebe proizvodnje i/ili skladištenja proizvoda; Pakovanje i skladištenje gotovih proizvoda; Otpremu gotovih proizvoda;	447,321.63	149,107.21	596,428.84

3-2.1.4	Izgradnja i/ili rekonstrukcija: Mreže internih puteva; Ograda (izuzev kamenih i ograda od kovanog gvožđa); Prostora za instalaciju opreme za ventilaciju i klimatizaciju i pripadajućih energetskih objekata; Vodovodne, gasne, električne i kanalizacione mreže; Objekata za tretman otpadnih voda i sprečavanje zagađenja vazduha;	115,759.45	38,586.48	154,345.93
3-2.1.7	Izgradnja postrojenja za proizvodnju energije iz obnovljivih izvora – fotonaponski sistemi, uključujući povezivanje sistema sa objektima u okviru preduzeća. Da bi se sistem smatrao sistemom za "sopstvene potrebe", njegov proizvodni kapacitet bi trebao da bude ispod očekivane potrošnje energije pogona;	8,801.21	2,933.74	11,734.95
3-2.2.1	Oprema, mašine i uređaji za: Istovar životinja i istovarne rampe; Prihvat, privremeni smještaj, hranjenje i napajanje životinja u depou; Čišćenje, pranje i dezinfekcija depoa; Prevoz živih životinja unutar klanice;	1,083.75	361.25	1,445.00
3-2.2.2	Oprema, mašine i uređaji za: Klanje, u skladu sa zahtjevima dobrobiti životinja i bezbjednosti hrane; Pomoć pri usmjeravanju životinja tokom njihovog premještanja u klanici; Pripremu životinja za klanje, omamljivanje i iskrvarenje životinja; Skidanje kože, evisceraciju; Prihvat sirovina; Opremu za hlađenje i/ili zamrzavanje; Transport trupova i dijelova trupa u okviru pogona;	527,759.33	175,919.78	703,679.11
3-2.2.3	Oprema, mašine i uređaji za: Prijem, čuvanje, rasijecanje i preradu mesa; Proizvodnju mljevenog mesa, mesnih prerađevina, mehanički otkoštenog mesa; Uspostavljanje posebnih mikroklimatskih i/ili temperaturnih uslova za potrebe proizvodnje i/ili skladištenja proizvoda uključujući opremu za klimatizaciju prostorija - hlađenje/grijanje, sušenje/vlaženje vazduha; Pakovanje i skladištenje gotovih proizvoda; Rukovanje, transport u okviru pogona i otpremu sirovina i gotovih proizvoda;	3,757,079.63	1,252,359.88	5,009,439.51
3-2.2.4	Oprema, mašine i uređaji za: Mrežu internih puteva; Ventilaciju i klimatizaciju pripadajućih energetskih objekata; Vodovodne, gasne, električne i kanalizacione mreže; Stand-by agregati; Objekte za tretman otpadnih voda i sprječavanje zagađenja vazduha;	223,953.87	74,651.29	298,605.16
3-2.2.5	Oprema, mašine i uređaji za: Implementaciju sistema upravljanja kvalitetom hrane i standarda bezbjednosti hrane i upravljanja kvalitetom proizvoda; Čišćenje, pranje i dezinfekciju: objekata, opreme, alata, uređaja, vozila, ambalažnog materijala i mašina, opreme za prostorije za presvlačenje i sanitarne prostorije zaposlenih; Pranje ruku, čišćenje, pranje i dezinfekciju odjeće i obuće, instrumenata za mjerenje i kontrolu tehnološkog procesa; Veterinarske preglede; Nadzor, mjerenje i vođenje tehnološkog toka proizvodnog procesa, uključujući IT opremu (hardver i softver); Laboratorijska oprema; Upravne zgrade (kancelarije, prostor za odmor radnika, prostorije za presvlačenje, sanitarni čvorovi);	323,633.37	107,877.79	431,511.16
3-2.2.6	Oprema, mašine i uređaji za: Sakupljanje, prihvat, čuvanje (hladno skladištenje), uklanjanje i preradu nusproizvoda životinjskog porijekla koji nisu namijenjeni za ishranu ljudi; Centre za skupljanje nusproizvoda životinjskog porijekla; Obradu i pakovanje jestivih nusproizvoda;	2,701.84	900.61	3,602.45
3-2.2.7	Oprema, mašine i uređaji za: Uštedu energije; Zaštitu životne sredine i preradu, tretman i odlaganje otpada, uključujući mašine za otpad; Fizički, hemijski i biološki tretman otpadnih voda, sprečavanje zagađenja vazduha, opremu za zbrinjavanje i transport primarne, sekundarne i tercijalne ambalaže i čvrstog otpada;	31,797.09	10,599.03	42,396.12
3-2.3.2	Specijalizovana vozila ili oprema na vozilima za transport mesa i mesnih prerađevina sa sistemom obezbjeđivanja hladnog lanca u skladu sa higijenskim zahtjevima bezbjednosti hrane;	665,037.53	221,679.18	886,716.71
3-3.1.2	Izgradnja i/ili rekonstrukcija objekata za: Preradu sirovine; Rezanje, ljuštenje, mljevenje, blanširanje, kuvanje, miješanje, konzerviranje, punjenje; Sterilizaciju i/ili pasterizaciju; Sušenje, hlađenje i zamrzavanje sirovina i/ili prerađenih proizvoda; Objekata/pogona sa posebnim mikroklimatskim i/ili temperaturnim uslovima za potrebe proizvodnje i/ili skladištenja proizvoda; Pakovanje, označavanje i skladištenje; Otpremu gotovih proizvoda;	1,184,786.10	394,928.70	1,579,714.80
3-3.2.1	Oprema, mašine i uređaji za: Prijem, pranje, obradu, sušenje i čišćenje nakon berbe; Čuvanje, sortiranje, pakovanje, označavanje sirovih proizvoda; Rukovanje, transport u okviru pogona i otpremu gotovih proizvoda;	235,394.26	78,464.75	313,859.01

3-3.2.2	Oprema, mašine i uređaji za: Preradu sirovine; Rezanje, ljuštenje, mljevenje, blanširanje, kuvanje, miješanje, konzerviranje, punjenje; Sterilizaciju i/ili pasterizaciju; Grijanje, sušenje; Hlađenje i zamrzavanje, rashladni lanac, tunele za zamrzavanje, rashladni transport; Uspostavljanje posebnih mikroklimatskih i/ili temperaturnih uslova za potrebe proizvodnje i/ili skladištenja proizvoda; Pakovanje i skladištenje gotovih proizvoda; Rukovanje, transport u okviru pogona i otpremu gotovih proizvoda;	1,734,213.68	578,071.23	2,312,284.91
3-3.2.3	Oprema, mašine i uređaji za: Opremanje mreže internih puteva; Prostore za instalaciju opreme za ventilaciju i klimatizaciju i pripadajuće energetske objekte; Vodovodne, gasne, električne i kanalizacione mreže; Stand-by agregati; Tretman otpadnih voda i sprječavanje zagađenja vazduha;	34,278.10	11,426.03	45,704.13
3-3.2.4	Oprema, mašine i uređaji za: Implementaciju sistema upravljanja kvalitetom hrane i standarda bezbjednosti hrane i upravljanja kvalitetom proizvoda; Čišćenje, pranje i dezinfekciju: objekata, opreme, alata, uređaja, vozila, ambalažnog materijala i mašina, opreme za prostorije za presvlačenje zaposlenih i sanitarne prostorije; Pranje ruku, čišćenje, pranje i dezinfekciju odjeće i obuće, instrumenata za mjerenje i kontrolu tehnološkog procesa; Nadzor, mjerenje i vođenje tehnološkog toka proizvodnog procesa, uključujući IT opremu (hardver i softver); Laboratorijska oprema; Upravne zgrade (kancelarije, prostor za odmor radnika, prostorije za presvlačenje, sanitarnih čvorova);	157,867.94	52,622.65	210,490.59
3-3.2.5	Oprema, mašine i uređaji za: Sakupljanje, prihvatanje, čuvanje (hladno skladištenje), uklanjanje i preradu nusproizvoda biljnog porijekla koji nijesu namijenjeni za ishranu ljudi; Centre za sakupljanje nusproizvoda biljnog porijekla; Obradu i pakovanje jestivih nusproizvoda;	686,241.00	228,747.00	914,988.00
3-3.3.1	Specijalizovana vozila za transport sirovina i finalnih proizvoda sa ili bez rashladnih sistema, isključujući kamione, uključujući prikolice ili opremu na kamionima sa hladnjačama;	224,058.77	74,686.26	298,745.03
3-3.3.3	Oprema za dodatno osvjjetljenje i zasjenjivanje	20,297.08	6,765.69	27,062.77
3-5.1.1	Izgradnja i/ili rekonstrukcija objekata i prostorija za: Prihvatanje, pranje/čišćenje; Sortiranje, obradu; Preradu masline; Cijeđenje, konzerviranje, punjenje; Pakovanje i skladištenje gotovih proizvoda; Objekata/postrojenja sa posebnim mikroklimatskim i/ili temperaturnim uslovima za potrebe proizvodnje i/ili skladištenja proizvoda; Otpremu gotovih proizvoda;	258,897.21	86,299.07	345,196.28
3-5.2.1	Oprema, mašine i uređaji za: Prijem, pranje, sušenje i čišćenje nakon berbe; Čuvanje, sortiranje, pakovanje, označavanje sirovih proizvoda; Rukovanje, transport u okviru pogona i otpremu sirovih proizvoda;	8,292.13	2,764.04	11,056.17
3-5.2.2	Oprema, mašine i uređaji za: Preradu maslina, komine masline, mljevenje; Konzerviranje; Sterilizaciju i/ili pasterizaciju; Linije za punjenje maslinovog ulja sa pripadajućom opremom; Prikupljanje i transport komine do kompostišta; Uspostavljanje posebnih mikroklimatskih i/ili temperaturnih uslova za potrebe proizvodnje i/ili skladištenja proizvoda; Pakovanje i skladištenje gotovih proizvoda; Rukovanje, transport u okviru pogona i otpremu gotovih proizvoda;	330,700.22	110,233.41	440,933.63
3-5.2.4	Oprema, mašine i uređaji za: Implementaciju sistema upravljanja kvalitetom hrane i standarda bezbjednosti hrane i upravljanja kvalitetom proizvoda; Čišćenje, pranje i dezinfekciju: objekata, opreme, alata, uređaja, vozila, ambalažnog materijala i mašina, opreme za prostorije za presvlačenje i sanitarne prostorije zaposlenih; Pranje ruku, pranje i dezinfekciju odjeće i obuće, instrumenata za mjerenje i kontrolu tehnološkog procesa; Nadzor, mjerenje i vođenje tehnološkog toka proizvodnog procesa, uključujući IT opremu (hardver i softver); Laboratorijska oprema; Upravne zgrade (kancelarije, prostor za odmor radnika, prostorije za presvlačenje, sanitarnih čvorova);	12,336.55	4,112.18	16,448.73
3-5.2.6	Oprema, mašine i uređaji za: Uštedu energije; Zaštitu životne sredine i preradu, tretman i odlaganje otpada, uključujući mašine za otpad; Fizički, hemijski i biološki tretman otpadnih voda, sprječavanje zagađenja vazduha, opremu za skladištenje i transport primarne, sekundarne i tercijalne ambalaže i čvrstog otpada;	2,317.50	772.50	3,090.00

3-6.1.1	Izgradnja i/ili rekonstrukcija objekata i prostorija za: Preradu grožđa; Vinske podrum; Prihvat, pranje/čišćenje; Sortiranje, obradu; Cijeđenje, flaširanje; Pakovanje, skladištenje i degustaciju gotovih proizvoda; Objekata/pogona sa posebnim mikroklimatskim i/ili temperaturnim uslovima za potrebe proizvodnje i/ili skladištenja proizvoda; Otpremu gotovih proizvoda;	1,162,655.94	387,551.98	1,550,207.92
3-6.1.3	Izgradnja i/ili rekonstrukcija: Mreže internih puteva; Ograda (izuzev kamenih i ograda od kovanog gvožđa); Prostora za instalaciju opreme za ventilaciju i klimatizaciju i pripadajućih energetskih objekata; Vodovodne, gasne, električne i kanalizacione mreže; Objekata za tretman otpadnih voda i sprječavanje zagađenja vazduha;	66,624.56	22,208.19	88,832.75
3-6.1.5	Izgradnja postrojenja za proizvodnju energije iz obnovljivih izvora – fotonaponski sistemi, uključujući povezivanje sistema sa objektima u okviru preduzeća. Da bi se sistem smatrao sistemom za "sopstvene potrebe", njegov proizvodni kapacitet bi trebao da bude ispod očekivane potrošnje energije pogona;	21,392.93	7,130.98	28,523.91
3-6.2.1	Oprema, mašine i uređaji za: Prihvat, pranje/čišćenje; Preradu grožđa; Hladnu stabilizaciju vina; Filtriranje; Pumpe za vino; Centrifugalni separator; Nitro-generator; Proizvodna linija za flaširanje vina sa pratećom opremom; Stanice za čišćenje na licu mjesta; Pneumatske prese; Flaširanje i etiketiranje; Uspostavljanje posebnih mikroklimatskih i/ili temperaturnih uslova za potrebe proizvodnje i/ili skladištenja proizvoda; Otpremu gotovih proizvoda; Računarska oprema za nadzor i vođenje proizvodnog i skladišnog prostora (uključujući instalacije, programe i licence);	759,374.85	253,124.95	1,012,499.80
3-6.2.2	Oprema, mašine i uređaji za: Opremanje mreže internih puteva; Prostore za instalaciju opreme za ventilaciju i klimatizaciju i pripadajuće energetske objekte; Vodovodne, gasne, električne i kanalizacione mreže; Stand-by agregati; Postrojenja za tretman otpadnih voda i sprječavanje zagađenja vazduha;	4,350.00	1,450.00	5,800.00
3-6.2.3	Oprema, mašine i uređaji za: Implementaciju sistema upravljanja kvalitetom hrane i standarda bezbjednosti hrane i upravljanja kvalitetom proizvoda; Čišćenje, pranje i dezinfekciju: objekata, opreme, alata, uređaja, vozila, ambalažnog materijala i mašina, opreme za prostorije za presvlačenje i sanitarne prostorije zaposlenih; Pranje ruku, pranje i dezinfekciju odjeće i obuće, instrumenata za mjerenje i kontrolu tehnološkog procesa; Nadzor, mjerenje i vođenje tehnološkog toka proizvodnog procesa, uključujući IT opremu (hardver i softver); Laboratorijska oprema; Upravne zgrade (kancelarije, prostor za odmor radnika, prostorije za presvlačenje, sanitarnih čvorova);	36,341.48	12,113.83	48,455.31
3-6.2.5	Oprema, mašine i uređaji za: Uštedu energije; Zaštitu životne sredine i preradu, tretman i odlaganje otpada, uključujući mašine za otpad; Fizički, hemijski i biološki tretman otpadnih voda, sprečavanje zagađenja vazduha, opremu za zbrinjavanje i transport primarne, sekundarne i tercijalne ambalaže i čvrstog otpada;	4,615.10	1,538.37	6,153.47
3-6.2.7	Specijalizovana vozila za transport sirovina i finalnih proizvoda sa ili bez rashladnog sistema, isključujući kamione, a uključujući prikolice ili opremu na kamionima sa hladnjačama.	17,978.15	5,992.72	23,970.87
	Ukupno Mjera 3	13,816,148	4,605,383	18,421,530
OT-7	Opšti troškovi za M7;	10,250.04	3,416.68	13,666.72
7-1.1.1	Izgradnja i / ili rekonstrukcija nepokretne imovine / objekata (ugostiteljski objekti za pružanje usluga smještaja, pripremanje i usluživanja hrane, pića i napitaka);	743,984.05	247,994.68	991,978.73
7-1.1.2	Izgradnja i/ili rekonstrukcija turističke infrastrukture kako je navedeno u poglavlju 8.3.9 IPARD programa) (tematski i zabavni parkovi, teniski tereni, bazeni, zabavno rekreativne staze ili putevi - trim staze, vidikovci, panoramski putevi, biciklističke i planinarske staze);	13,026.71	4,342.24	17,368.95
7-1.1.6	Vodovodne, gasne, električne i kanalizacione mreže;	27,450.41	9,150.15	36,600.56
7-1.2.1	Opremanje nepokretne imovine / objekata (ugostiteljski objekti za pružanje usluga smještaja, pripremanje i usluživanja hrane, pića i napitaka);	111,749.90	37,249.97	148,999.87

7-1.2.2	Opremanje turističke infrastrukture (kako je navedeno u poglavlju 8.3.9 IPARD programa) (tematski i zabavni parkovi, teniski tereni, bazeni, zabavno rekreativne staze ili putevi - trim staze, vidikovci, panoramski putevi, biciklističke i planinarske staze);	16,016.73	5,338.91	21,355.64
7-1.2.5	Nabavka računarske opreme za ugostiteljske djelatnosti, uključujući softver i hardver neophodan za sprovođenje poslovnih procesa u sklopu podmjere 7.1;	517.50	172.52	690.02
7-1.2.8	Oprema za vodovodne, gasne, električne i kanalizacione mreže;	61.57	20.53	82.10
7-1.2.10	Oprema za čišćenje, pranje i dezinfekciju: objekata, opreme, alata, uređaja, vozila;	235.68	78.56	314.24
7-1.2.12	Nabavku opreme i uređaja za tretman otpada i otpadnih voda.	3,119.74	1,039.93	4,159.67
	Ukupno Mjera 7	926,412	308,803	1,235,216

Aneks II – Podrška IPARD II programa po opštinama

Tabela 48: Podrška IPARD II programa po opštinama

Opština	Broj korisnika	EU podrška	Nacionalna podrška	Prihvatljivi troškovi
Andrijevica	8	129.780	43.260	237.124
Bar	5	144.828	48.276	314.733
Berane	51	915.928	305.310	1.752.461
Bijelo Polje	152	5.237.061	1.745.688	11.376.117
Budva	0	0	0	0
Cetinje	28	1.682.143	560.714	4.434.971
Danilovgrad	84	6.544.226	2.181.409	15.407.442
Gusinje	13	356.962	118.987	687.631
Herceg Novi	4	316.133	105.378	672.836
Kolašin	16	434.748	144.916	822.150
Kotor	2	209.077	69.692	430.547
Mojkovac	17	582.903	194.301	1.253.776
Nikšić	123	7.114.349	2.371.450	15.254.971
Petnjica	19	385.139	128.380	717.551
Plav	14	294.474	98.158	554.538
Pljevlja	63	1.337.332	445.778	2.636.243
Plužine	26	520.150	173.383	1.005.769
Podgorica	59	4.384.979	1.461.659	10.817.537
Rožaje	18	671.985	223.995	1.574.021
Šavnik	23	396.245	132.082	748.030
Tivat	0	0	0	0
Tuzi	31	1.106.552	368.851	2.475.667
Ulcinj	15	394.122	131.374	865.312
Žabljak	29	812.608	270.869	1.566.135
Zeta	17	837.132	279.044	2.080.398
Ukupno	748	34.808.856	11.602.954	77.685.961

Izvor: Direkcija za Monitoring i evaluaciju IPARD-a, MPŠV

Tabela 49: Podrška po mjerama

Mjera	Broj korisnika	EU podrška	Nacionalna podrška	Prihvatljivi troškovi
Mjera 1	7	115.649	38.550	208.137
Mjera 3	-	-	-	-
Mjera 7	1	14.131	4.710	28.987
Ukupno	8	129.780	43.260	237.124

Izvor: Direkcija za Monitoring i evaluaciju IPARD-a, MPŠV

Tabela 50: Sektori podrške

Sektor	Broj korisnika	EU podrška	Nacionalna podrška	Prihvatljivi troškovi
Meso	3	48.900	16.300	81.500
Mlijeko	1	34.801	11.600	65.783
Voće i povrće	3	31.948	10.649	60.853
Ruralni turizam	1	14.131	4.710	28.987
Ukupno	8	129.780	43.260	237.124

Izvor: Direkcija za Monitoring i evaluaciju IPARD-a, MPŠV

Tabela 51: Mladi korisnici

Mjera	Broj korisnika	EU podrška	Nacionalna podrška	Prihvatljivi troškovi
Mjera 1	2	55.850	18.617	94.235
Mjera 3	-	-	-	-
Mjera 7	-	-	-	-
Ukupno	2	55.850	18.617	94.235

Izvor: Direkcija za Monitoring i evaluaciju IPARD-a, MPŠV

Tabela 52: Žene korisnice

Mjera	Broj korisnika	EU podrška	Nacionalna podrška	Prihvatljivi troškovi
Mjera 1	1	6.950	2.317	12.735
Mjera 3	-	-	-	-
Mjera 7	-	-	-	-
Ukupno	1	6.950	2.317	12.735

Izvor: Direkcija za Monitoring i evaluaciju IPARD-a, MPŠV

Tabela 53: Nabavka traktora

Broj korisnika	EU podrška	Nacionalna podrška	Prihvatljivi troškovi
4	36.657	12.219	69.824

Izvor: Direkcija za Monitoring i evaluaciju IPARD-a, MPŠV

Tabela 54: Podrška po mjerama

Mjera	Broj korisnika	EU podrška	Nacionalna podrška	Prihvatljivi troškovi
Mjera 1	4	126.116	42.039	264.833
Mjera 3	2	18.712	6.237	49.900
Mjera 7	-	-	-	-
Ukupno	5	144.828	48.276	314.733

Izvor: Direkcija za Monitoring i evaluaciju IPARD-a, MPŠV

Tabela 55: Sektori podrške

Sektor	Broj korisnika	EU podrška	Nacionalna podrška	Prihvatljivi troškovi
Meso	1	86.506	28.835	176.810
Maslinarstvo	2	35.062	11.688	77.918
Voće i povrće	2	23.260	7.753	60.005
Ukupno	5	144.828	48.276	314.733

Izvor: Direkcija za Monitoring i evaluaciju IPARD-a, MPŠV

Tabela 56: Mladi korisnici

Mjera	Broj korisnika	EU podrška	Nacionalna podrška	Prihvatljivi troškovi
Mjera 1	-	-	-	-
Mjera 3	-	-	-	-
Mjera 7	-	-	-	-
Ukupno	-	-	-	-

Izvor: Direkcija za Monitoring i evaluaciju IPARD-a, MPŠV

Tabela 57: Žene korisnice

Mjera	Broj korisnika	EU podrška	Nacionalna podrška	Prihvatljivi troškovi
Mjera 1	-	-	-	-
Mjera 3	-	-	-	-
Mjera 7	-	-	-	-
Ukupno	-	-	-	-

Izvor: Direkcija za Monitoring i evaluaciju IPARD-a, MPŠV

Tabela 58: Nabavka traktora

Broj korisnika	EU podrška	Nacionalna podrška	Prihvatljivi troškovi
1	3.962	1.321	8.805

Izvor: Direkcija za Monitoring i evaluaciju IPARD-a, MPŠV

Tabela 59: Podrška po mjerama

Mjera	Broj korisnika	EU podrška	Nacionalna podrška	Prihvatljivi troškovi
Mjera 1	49	864.519	288.173	1.615.371
Mjera 3	2	51.409	17.136	137.090
Mjera 7	-	-	-	-
Ukupno	51	915.928	305.310	1.752.461

Izvor: Direkcija za Monitoring i evaluaciju IPARD-a, MPŠV

Tabela 60: Sektori podrške

Sektor	Broj korisnika	EU podrška	Nacionalna podrška	Prihvatljivi troškovi
Voće i povrće	23	458.590	152.863	899.569
Mlijeko	24	383.608	127.869	713.662
Meso	2	39.949	13.316	74.884
Ribarstvo i akvakultura	1	18.031	6.010	34.346
Pčelarstvo	1	15.750	5.250	30.000
Ukupno	51	915.928	305.310	1.752.461

Izvor: Direkcija za Monitoring i evaluaciju IPARD-a, MPŠV

Tabela 61: Mladi korisnici

Mjera	Broj korisnika	EU podrška	Nacionalna podrška	Prihvatljivi troškovi
Mjera 1	9	191.399	63.800	355.971
Mjera 3	-	-	-	-
Mjera 7	-	-	-	-
Ukupno	9	191.399	63.800	355.971

Izvor: Direkcija za Monitoring i evaluaciju IPARD-a, MPŠV

Tabela 62: Žene korisnice

Mjera	Broj korisnika	EU podrška	Nacionalna podrška	Prihvatljivi troškovi
Mjera 1	8	222.140	74.047	412.061
Mjera 3	-	-	-	-
Mjera 7	-	-	-	-
Ukupno	8	222.140	74.047	412.061

Izvor: Direkcija za Monitoring i evaluaciju IPARD-a, MPŠV

Tabela 63: Nabavka traktora

Broj korisnika	EU podrška	Nacionalna podrška	Prihvatljivi troškovi
33	460.441	153.480	877.030

Izvor: Direkcija za Monitoring i evaluaciju IPARD-a, MPŠV

Tabela 64: Podrška po mjerama

Mjera	Broj korisnika	EU podrška	Nacionalna podrška	Prihvatljivi troškovi
Mjera 1	145	3.341.022	1.113.675	6.400.326
Mjera 3	6	1.832.632	610.877	4.846.579
Mjera 7	1	63.407	21.136	129.212
Ukupno	152	5.237.061	1.745.688	11.376.117

Izvor: Direkcija za Monitoring i evaluaciju IPARD-a, MPŠV

Tabela 65: Sektori podrške

Sektor	Broj korisnika	EU podrška	Nacionalna podrška	Prihvatljivi troškovi
Mlijeko	106	2.307.777	769.259	4.322.820
Meso	10	2.086.282	695.428	5.288.167
Voće i povrće	33	734.049	244.683	1.546.961
Ruralni turizam	1	63.407	21.136	129.212
Jaja	2	45.546	15.182	88.956
Ukupno	152	5.237.061	1.745.688	11.376.117

Izvor: Direkcija za Monitoring i evaluaciju IPARD-a, MPŠV

Tabela 66: Mladi korisnici

Mjera	Broj korisnika	EU podrška	Nacionalna podrška	Prihvatljivi troškovi
Mjera 1	28	746.788	248.929	1.401.337
Mjera 3	-	-	-	-
Mjera 7	1	63.407	21.136	129.212
Ukupno	29	810.194	270.065	1.530.549

Izvor: Direkcija za Monitoring i evaluaciju IPARD-a, MPŠV

Tabela 67: Žene korisnice

Mjera	Broj korisnika	EU podrška	Nacionalna podrška	Prihvatljivi troškovi
Mjera 1	6	123.785	41.262	235.475
Mjera 3	-	-	-	-
Mjera 7	1	63.407	21.136	129.212
Ukupno	7	187.192	62.397	364.687

Izvor: Direkcija za Monitoring i evaluaciju IPARD-a, MPŠV

Tabela 68: Nabavka traktora

Broj korisnika	EU podrška	Nacionalna podrška	Prihvatljivi troškovi
120	1.539.902	513.301	2.963.065

Izvor: Direkcija za Monitoring i evaluaciju IPARD-a, MPŠV

Tabela 69: Podrška po mjerama

Mjera	Broj korisnika	EU podrška	Nacionalna podrška	Prihvatljivi troškovi
Mjera 1	-	-	-	-
Mjera 3	-	-	-	-
Mjera 7	-	-	-	-
Ukupno	-	-	-	-

Izvor: Direkcija za Monitoring i evaluaciju IPARD-a, MPŠV

Tabela 70: Sektori podrške

Sektor	Broj korisnika	EU podrška	Nacionalna podrška	Prihvatljivi troškovi
	-	-	-	-
Ukupno				

Izvor: Direkcija za Monitoring i evaluaciju IPARD-a, MPŠV

Tabela 71: Mladi korisnici

Mjera	Broj korisnika	EU podrška	Nacionalna podrška	Prihvatljivi troškovi
Mjera 1	-	-	-	-
Mjera 3	-	-	-	-
Mjera 7	-	-	-	-
Ukupno	-	-	-	-

Izvor: Direkcija za Monitoring i evaluaciju IPARD-a, MPŠV

Tabela 72: Žene korisnice

Mjera	Broj korisnika	EU podrška	Nacionalna podrška	Prihvatljivi troškovi
Mjera 1	-	-	-	-
Mjera 3	-	-	-	-
Mjera 7	-	-	-	-
Ukupno	-	-	-	-

Izvor: Direkcija za Monitoring i evaluaciju IPARD-a, MPŠV

Tabela 73: Nabavka traktora

Broj korisnika	EU podrška	Nacionalna podrška	Prihvatljivi troškovi
-	-	-	-

Izvor: Direkcija za Monitoring i evaluaciju IPARD-a, MPŠV

Tabela 74: Podrška po mjerama

Mjera	Broj korisnika	EU podrška	Nacionalna podrška	Prihvatljivi troškovi
Mjera 1	4	100.141	33.380	217.494
Mjera 3	24	1.582.002	527.334	4.217.477
Mjera 7	-	-	-	-
Ukupno	28	1.682.143	560.714	4.434.971

Izvor: Direkcija za Monitoring i evaluaciju IPARD-a, MPŠV

Tabela 75: Sektori podrške

Sektor	Broj korisnika	EU podrška	Nacionalna podrška	Prihvatljivi troškovi
Meso	18	1.187.056	395.685	3.164.950
Vinogradarstvo i vino	9	480.871	160.290	1.234.472
Voće i povrće	1	14.216	4.739	26.549
Ukupno	28	1.682.143	560.714	4.434.971

Izvor: Direkcija za Monitoring i evaluaciju IPARD-a, MPŠV

Tabela 76: Mladi korisnici

Mjera	Broj korisnika	EU podrška	Nacionalna podrška	Prihvatljivi troškovi
Mjera 1	-	-	-	-
Mjera 3	1	24.973	8.324	66.596
Mjera 7	-	-	-	-
Ukupno	1	24.973	8.324	66.596

Izvor: Direkcija za Monitoring i evaluaciju IPARD-a, MPŠV

Tabela 77: Žene korisnice

Mjera	Broj korisnika	EU podrška	Nacionalna podrška	Prihvatljivi troškovi
Mjera 1	-	-	-	-
Mjera 3	6	242.748	80.916	647.327
Mjera 7	-	-	-	-
Ukupno	6	242.748	80.916	647.327

Izvor: Direkcija za Monitoring i evaluaciju IPARD-a, MPŠV

Tabela 78: Nabavka traktora

Broj korisnika	EU podrška	Nacionalna podrška	Prihvatljivi troškovi
2	15.841	5.280	32.953

Izvor: Direkcija za Monitoring i evaluaciju IPARD-a, MPŠV

Tabela 79: Podrška po mjerama

Mjera	Broj korisnika	EU podrška	Nacionalna podrška	Prihvatljivi troškovi
Mjera 1	58	2.959.660	986.554	6.198.768
Mjera 3	26	3.584.566	1.194.855	9.208.673
Mjera 7	-	-	-	-
Ukupno	84	6.544.226	2.181.409	15.407.442

Izvor: Direkcija za Monitoring i evaluaciju IPARD-a, MPŠV

Tabela 80: Sektori podrške

Sektor	Broj korisnika	EU podrška	Nacionalna podrška	Prihvatljivi troškovi
Voće i povrće	41	3.005.950	1.001.983	7.073.981
Jaja	7	1.206.060	402.020	2.573.906
Mlijeko	22	948.747	316.249	2.119.069
Vinogradarstvo & vino	6	724.110	241.370	1.929.569
Meso	5	604.768	201.589	1.595.709
Maslinarstvo	2	35.734	11.911	73.301
Pčelarstvo	1	18.858	6.286	41.906
Ukupno	84	6.544.226	2.181.409	15.407.442

Izvor: Direkcija za Monitoring i evaluaciju IPARD-a, MPŠV

Tabela 81: Mladi korisnici

Mjera	Broj korisnika	EU podrška	Nacionalna podrška	Prihvatljivi troškovi
Mjera 1	28	1.547.572	515.857	3.147.187
Mjera 3	9	1.473.175	491.058	3.643.738
Mjera 7	-	-	-	-
Ukupno	37	3.020.747	1.006.916	6.790.925

Izvor: Direkcija za Monitoring i evaluaciju IPARD-a, MPŠV

Tabela 82: Žene korisnice

Mjera	Broj korisnika	EU podrška	Nacionalna podrška	Prihvatljivi troškovi
Mjera 1	19	1.260.753	420.251	2.603.505
Mjera 3	8	494.367	164.789	1.306.795
Mjera 7	-	-	-	-
Ukupno	27	1.755.120	585.040	3.910.300

Izvor: Direkcija za Monitoring i evaluaciju IPARD-a, MPŠV

Tabela 83: Nabavka traktora

Broj korisnika	EU podrška	Nacionalna podrška	Prihvatljivi troškovi
21	327.124	109.041	685.638

Izvor: Direkcija za Monitoring i evaluaciju IPARD-a, MPŠV

Tabela 84: Podrška po mjerama

Mjera	Broj korisnika	EU podrška	Nacionalna podrška	Prihvatljivi troškovi
Mjera 1	12	261.955	87.318	492.745
Mjera 3	-	-	-	-
Mjera 7	1	95.007	31.669	194.886
Ukupno	13	356.962	118.987	687.631

Izvor: Direkcija za Monitoring i evaluaciju IPARD-a, MPŠV

Tabela 85: Sektori podrške

Sektor	Broj korisnika	EU podrška	Nacionalna podrška	Prihvatljivi troškovi
Mlijeko	10	215.282	71.761	404.895
Ruralni turizam	1	95.007	31.669	194.886
Voće i povrće	1	38.958	12.986	73.153
Pčelarstvo	1	7.716	2.572	14.697
Ukupno	13	356.962,07	111.987	687.631

Izvor: Direkcija za Monitoring i evaluaciju IPARD-a, MPŠV

Tabela 86: Mladi korisnici

Mjera	Broj korisnika	EU podrška	Nacionalna podrška	Prihvatljivi troškovi
Mjera 1	3	63.665	21.222	120.327
Mjera 3	-	-	-	-
Mjera 7	-	-	-	-
Ukupno	3	63.665	21.222	120.327

Izvor: Direkcija za Monitoring i evaluaciju IPARD-a, MPŠV

Tabela 87: Žene korisnice

Mjera	Broj korisnika	EU podrška	Nacionalna podrška	Prihvatljivi troškovi
Mjera 1	-	-	-	-
Mjera 3	-	-	-	-
Mjera 7	-	-	-	-
Ukupno	-	-	-	-

Izvor: Direkcija za Monitoring i evaluaciju IPARD-a, MPŠV

Tabela 88: Nabavka traktora

Broj korisnika	EU podrška	Nacionalna podrška	Prihvatljivi troškovi
9	116.486	38.829	221.879

Izvor: Direkcija za Monitoring i evaluaciju IPARD-a, MPŠV

Tabela 89: Podrška po mjerama

Mjera	Broj korisnika	EU podrška	Nacionalna podrška	Prihvatljivi troškovi
Mjera 1	4	316.133	105.378	672.836
Mjera 3	-	-	-	-
Mjera 7	-	-	-	-
Ukupno	4	316.133	105.378	672.836

Izvor: Direkcija za Monitoring i evaluaciju IPARD-a, MPŠV

Tabela 90: Sektori podrške

Sektor	Broj korisnika	EU podrška	Nacionalna podrška	Prihvatljivi troškovi
Jaja	2	251.239	83.746	551.460
Mlijeko	1	52.658	17.553	98.068
Voće i povrće	1	12.236	4.079	23.308
Ukupno	4	316.133	105.378	672.836

Izvor: Direkcija za Monitoring i evaluaciju IPARD-a, MPŠV

Tabela 91: Mladi korisnici

Mjera	Broj korisnika	EU podrška	Nacionalna podrška	Prihvatljivi troškovi
Mjera 1	1	12.236	4.079	23.308
Mjera 3	-	-	-	-
Mjera 7	-	-	-	-
Ukupno	1	12.236	4.079	23.308

Izvor: Direkcija za Monitoring i evaluaciju IPARD-a, MPŠV

Tabela 92: Žene korisnice

Mjera	Broj korisnika	EU podrška	Nacionalna podrška	Prihvatljivi troškovi
Mjera 1	1	52.658	17.553	98.068
Mjera 3	-	-	-	-
Mjera 7	-	-	-	-
Ukupno	1	52.658	17.553	98.068

Izvor: Direkcija za Monitoring i evaluaciju IPARD-a, MPŠV

Tabela 93: Nabavka traktora

Broj korisnika	EU podrška	Nacionalna podrška	Prihvatljivi troškovi
2	33.879	11.293	64.531

Izvor: Direkcija za Monitoring i evaluaciju IPARD-a, MPŠV

Tabela 94: Podrška po mjerama

Mjera	Broj korisnika	EU podrška	Nacionalna podrška	Prihvatljivi troškovi
Mjera 1	15	392.244	130.748	734.962
Mjera 3	-	-	-	-
Mjera 7	1	42.504	14.168	87.188
Ukupno	16	434.748	144.916	822.150

Izvor: Direkcija za Monitoring i evaluaciju IPARD-a, MPŠV

Tabela 95: Sektori podrške

Sektor	Broj korisnika	EU podrška	Nacionalna podrška	Prihvatljivi troškovi
Mlijeko	12	343.380	114.460	644.808
Voće i povrće	3	48.864	16.288	90.154
Ruralni turizam	1	42.504	14.168	87.188
Ukupno	16	434.748	144.916	822.150

Izvor: Direkcija za Monitoring i evaluaciju IPARD-a, MPŠV

Tabela 96: Mladi korisnici

Mjera	Broj korisnika	EU podrška	Nacionalna podrška	Prihvatljivi troškovi
Mjera 1	3	104.041	34.680	194.076
Mjera 3	-	-	-	-
Mjera 7	1	42.504	14.168	87.188
Ukupno	4	146.545	48.848	281.264

Izvor: Direkcija za Monitoring i evaluaciju IPARD-a, MPŠV

Tabela 97: Žene korisnice

Mjera	Broj korisnika	EU podrška	Nacionalna podrška	Prihvatljivi troškovi
Mjera 1	4	120.472	40.157	223.435
Mjera 3	-	-	-	-
Mjera 7	-	-	-	-
Ukupno	4	120.472	40.157	223.435

Izvor: Direkcija za Monitoring i evaluaciju IPARD-a, MPŠV

Tabela 98: Nabavka traktora

Broj korisnika	EU podrška	Nacionalna podrška	Prihvatljivi troškovi
14	196.522	65.507	374.327

Izvor: Direkcija za Monitoring i evaluaciju IPARD-a, MPŠV

Tabela 99: Podrška po mjerama

Mjera	Broj korisnika	EU podrška	Nacionalna podrška	Prihvatljivi troškovi
Mjera 1	2	209.077	69.692	430.547
Mjera 3	-	-	-	-
Mjera 7	-	-	-	-
Ukupno	2	209.077	69.692	430.547

Izvor: Direkcija za Monitoring i evaluaciju IPARD-a, MPŠV

Tabela 100: Sektori podrške

Sektor	Broj korisnika	EU podrška	Nacionalna podrška	Prihvatljivi troškovi
Maslinarstvo	2	209.077	69.692	430.547
Ukupno	2	209.077	69.692	430.547

Izvor: Direkcija za Monitoring i evaluaciju IPARD-a, MPŠV

Tabela 101: Mladi korisnici

Mjera	Broj korisnika	EU podrška	Nacionalna podrška	Prihvatljivi troškovi
Mjera 1	1	199.297	66.432	408.815
Mjera 3	-	-	-	-
Mjera 7	-	-	-	-
Ukupno	1	199.297	66.432	408.815

Izvor: Direkcija za Monitoring i evaluaciju IPARD-a, MPŠV

Tabela 102: Žene korisnice

Mjera	Broj korisnika	EU podrška	Nacionalna podrška	Prihvatljivi troškovi
Mjera 1	2	209.077	69.692	430.547
Mjera 3	-	-	-	-
Mjera 7	-	-	-	-
Ukupno	2	209.077	69.692	430.547

Izvor: Direkcija za Monitoring i evaluaciju IPARD-a, MPŠV

Tabela 103. Nabavka traktora

Broj korisnika	EU podrška	Nacionalna podrška	Prihvatljivi troškovi
1	3.477	1.159	7.724

Izvor: Direkcija za Monitoring i evaluaciju IPARD-a, MPŠV

Tabela 104: Podrška po mjerama

Mjera	Broj korisnika	EU podrška	Nacionalna podrška	Prihvatljivi troškovi
Mjera 1	14	325.381	108.460	610.602
Mjera 3	2	186.750	62.250	498.001
Mjera 7	1	70.772	23.591	145.173
Ukupno	17	582.903	194.301	1.253.776

Izvor: Direkcija za Monitoring i evaluaciju IPARD-a, MPŠV

Tabela 105: Sektori podrške

Sektor	Broj korisnika	EU podrška	Nacionalna podrška	Prihvatljivi troškovi
Meso	3	271.684	90.561	654.969
Mlijeko	9	160.732	53.577	302.726
Voće i povrće	4	79.715	26.572	150.907
Ruralni turizam	1	70.772	23.591	145.173
Ukupno	17	582.903	194.301	1.253.776

Izvor: Direkcija za Monitoring i evaluaciju IPARD-a, MPŠV

Tabela 106: Mladi korisnici

Mjera	Broj korisnika	EU podrška	Nacionalna podrška	Prihvatljivi troškovi
Mjera 1	2	107.579	35.860	198.818
Mjera 3	2	186.750	62.250	498.001
Mjera 7	1	70.772	23.591	145.173
Ukupno	5	365.101	121.700	841.992

Izvor: Direkcija za Monitoring i evaluaciju IPARD-a, MPŠV

Tabela 107: Žene korisnice

Mjera	Broj korisnika	EU podrška	Nacionalna podrška	Prihvatljivi troškovi
Mjera 1	2	51.600	17.200	96.070
Mjera 3	-	-	-	-
Mjera 7	-	-	-	-
Ukupno	2	51.600	17.200	96.070

Izvor: Direkcija za Monitoring i evaluaciju IPARD-a, MPŠV

Tabela 108: Nabavka traktora

Broj korisnika	EU podrška	Nacionalna podrška	Prihvatljivi troškovi
12	169.797	56.599,	323.423

Izvor: Direkcija za Monitoring i evaluaciju IPARD-a, MPŠV

Tabela 109: Podrška po mjerama

Mjera	Broj korisnika	EU podrška	Nacionalna podrška	Prihvatljivi troškovi
Mjera 1	110	4.538.623	1.512.875	8.543.083
Mjera 3	10	2.422.127	807.375	6.396.812
Mjera 7	3	153.599	51.200	315.077
Ukupno	123	7.114.349	2.371.450	15.254.971

Izvor: Direkcija za Monitoring i evaluaciju IPARD-a, MPŠV

Tabela 110: Sektori podrške

Sektor	Broj korisnika	EU podrška	Nacionalna podrška	Prihvatljivi troškovi
Voće i povrće	33	2.732.512	910.836	5.940.952
Mlijeko	70	1.990.447	663.483	3.753.475
Meso	11	1.755.884	585.295	4.332.758
Jaja	4	442.538	147.513	831.953
Ruralni turizam	3	153.599	51.200	315.077
Pčelarstvo	2	39.368	13.123	80.756
Ukupno	123	7.114.349	2.371.450	15.254.971

Izvor: Direkcija za Monitoring i evaluaciju IPARD-a, MPŠV

Tabela 111: Mladi korisnici

Mjera	Broj korisnika	EU podrška	Nacionalna podrška	Prihvatljivi troškovi
Mjera 1	26	1.450.834	483.611	2.731.822
Mjera 3	4	996.608	332.203	2.657.621
Mjera 7	1	74.537	24.846	152.896
Ukupno	31	2.521.978	840.660	5.542.339

Izvor: Direkcija za Monitoring i evaluaciju IPARD-a, MPŠV

Tabela 112: Žene korisnice

Mjera	Broj korisnika	EU podrška	Nacionalna podrška	Prihvatljivi troškovi
Mjera 1	21	730.725	243.575	1.386.172
Mjera 3	1	46.113	15.371	122.967
Mjera 7	1	74.537	24.846	152.896
Ukupno	23	851.375	283.792	1.662.036

Izvor: Direkcija za Monitoring i evaluaciju IPARD-a, MPŠV

Tabela 113: Nabavka traktora

Broj korisnika	EU podrška	Nacionalna podrška	Prihvatljivi troškovi
57	946.073	316.358	1.817.539

Izvor: Direkcija za Monitoring i evaluaciju IPARD-a, MPŠV

Tabela 114: Podrška po mjerama

Mjera	Broj korisnika	EU podrška	Nacionalna podrška	Prihvatljivi troškovi
Mjera 1	19	385.139	128.380	717.551
Mjera 3	-	-	-	-
Mjera 7	-	-	-	-
Ukupno	19	385.139	128.380	717.551

Izvor: Direkcija za Monitoring i evaluaciju IPARD-a, MPŠV

Tabela 115: Sektori podrške

Sektor	Broj korisnika	EU podrška	Nacionalna podrška	Prihvatljivi troškovi
Mlijeko	15	288.061	96.020	534.878
Voće i povrće	3	73.860	24.620	139.195
Meso	1	23.218	7.739	43.479
Ukupno	19	385.139	128.380	717.551

Izvor: Direkcija za Monitoring i evaluaciju IPARD-a, MPŠV

Tabela 116: Mladi korisnici

Mjera	Broj korisnika	EU podrška	Nacionalna podrška	Prihvatljivi troškovi
Mjera 1	4	112.679	37.560	211.204
Mjera 3	-	-	-	-
Mjera 7	-	-	-	-
Ukupno	4	112.679	37.560	211.204

Izvor: Direkcija za Monitoring i evaluaciju IPARD-a, MPŠV

Tabela 117: Žene korisnice

Mjera	Broj korisnika	EU podrška	Nacionalna podrška	Prihvatljivi troškovi
Mjera 1	3	73.860	24.620	139.195
Mjera 3	-	-	-	-
Mjera 7	-	-	-	-
Ukupno	3	73.860	24.620	139.195

Izvor: Direkcija za Monitoring i evaluaciju IPARD-a, MPŠV

Tabela 118: Nabavka traktora

Broj korisnika	EU podrška	Nacionalna podrška	Prihvatljivi troškovi
18	252.775	84.258	481.476

Izvor: Direkcija za Monitoring i evaluaciju IPARD-a, MPŠV

Tabela 119: Podrška po mjerama

Mjera	Broj korisnika	EU podrška	Nacionalna podrška	Prihvatljivi troškovi
Mjera 1	14	294.474	98.158	554.538
Mjera 3	-	-	-	-
Mjera 7	-	-	-	-
Ukupno	14	294.474	98.158	554.538

Izvor: Direkcija za Monitoring i evaluaciju IPARD-a, MPŠV

Tabela 120: Sektori podrške

Sektor	Broj korisnika	EU podrška	Nacionalna podrška	Prihvatljivi troškovi
Mlijeko	10	232.862	77.621	439.306
Voće i povrće	4	61.611	20.537	115.232
Ukupno	14	294.474	98.158	554.538

Izvor: Direkcija za Monitoring i evaluaciju IPARD-a, MPŠV

Tabela 121: Mladi korisnici

Mjera	Broj korisnika	EU podrška	Nacionalna podrška	Prihvatljivi troškovi
Mjera 1	2	42.003	14.001	77.636
Mjera 3	-	-	-	-
Mjera 7	-	-	-	-
Ukupno	2	42.003	14.001	77.636

Izvor: Direkcija za Monitoring i evaluaciju IPARD-a, MPŠV

Tabela 122: Žene korisnice

Mjera	Broj korisnika	EU podrška	Nacionalna podrška	Prihvatljivi troškovi
Mjera 1	3	69.826	23.275	133.002
Mjera 3	-	-	-	-
Mjera 7	-	-	-	-
Ukupno	3	69.826	23.275	133.002

Izvor: Direkcija za Monitoring i evaluaciju IPARD-a, MPŠV

Tabela 123: Nabavka traktora

Broj korisnika	EU podrška	Nacionalna podrška	Prihvatljivi troškovi
13	200.493	66.831	381.891

Izvor: Direkcija za Monitoring i evaluaciju IPARD-a, MPŠV

Tabela 124: Podrška po mjerama

Mjera	Broj korisnika	EU podrška	Nacionalna podrška	Prihvatljivi troškovi
Mjera 1	59	1.150.340	383.447	2.149.344
Mjera 3	3	167.904	55.968	447.743
Mjera 7	1	19.089	6.363	39.156
Ukupno	63	1.337.332	445.778	2.636.243

Izvor: Direkcija za Monitoring i evaluaciju IPARD-a, MPŠV

Tabela 125: Sektori podrške

Sektor	Broj korisnika	EU podrška	Nacionalna podrška	Prihvatljivi troškovi
Miljeko	40	718.638	239.546	1.381.421
Voće i povrće	17	399.863	133.288	754.892
Meso	4	194.327	64.776	450.460
Ruralni turizam	1	19.089	6.363	39.156
Pčelarstvo	1	5.415	1.805	10.314
Ukupno	63	1.337.332	445.778	2.636.243

Izvor: Direkcija za Monitoring i evaluaciju IPARD-a, MPŠV

Tabela 126: Mladi korisnici

Mjera	Broj korisnika	EU podrška	Nacionalna podrška	Prihvatljivi troškovi
Mjera 1	12	218.119	72.706	410.260
Mjera 3	-	-	-	-
Mjera 7	-	-	-	-
Ukupno	12	218.119	72.706	410.260

Izvor: Direkcija za Monitoring i evaluaciju IPARD-a, MPŠV

Tabela 127: Žene korisnice

Mjera	Broj korisnika	EU podrška	Nacionalna podrška	Prihvatljivi troškovi
Mjera 1	3	39.752	13.251	75.109
Mjera 3	-	-	-	-
Mjera 7	-	-	-	-
Ukupno	3	39.752	13.251	75.109

Izvor: Direkcija za Monitoring i evaluaciju IPARD-a, MPŠV

Tabela 128: Nabavka traktora

Broj korisnika	EU podrška	Nacionalna podrška	Prihvatljivi troškovi
44	572.413	190.804	1.090.311

Izvor: Direkcija za Monitoring i evaluaciju IPARD-a, MPŠV

Tabela 129: Podrška po mjerama

Mjera	Broj korisnika	EU podrška	Nacionalna podrška	Prihvatljivi troškovi
Mjera 1	22	346.200	115.400	648.948
Mjera 3	-	-	-	-
Mjera 7	4	173.950	57.983	356.821
Ukupno	26	520.150	173.383	1.005.769

Izvor: Direkcija za Monitoring i evaluaciju IPARD-a, MPŠV

Tabela 130: Sektori podrške

Sektor	Broj korisnika	EU podrška	Nacionalna podrška	Prihvatljivi troškovi
Mlijeko	14	214.721	71.574	402.421
Ruralni turizam	4	173.950	57.983	356.821
Meso	3	73.014	24.338	136.397
Voće i povrće	3	34.978	11.659	65.393
Pčelarstvo	2	23.484	7.829	44.737
Ukupno	26	520.150	193.383	1.005.769

Izvor: Direkcija za Monitoring i evaluaciju IPARD-a, MPŠV

Tabela 131: Mladi korisnici

Mjera	Broj korisnika	EU podrška	Nacionalna podrška	Prihvatljivi troškovi
Mjera 1	7	117.585	39.195	221.086
Mjera 3	-	-	-	-
Mjera 7	-	-	-	-
Ukupno	7	117.585	39.195	221.086

Izvor: Direkcija za Monitoring i evaluaciju IPARD-a, MPŠV

Tabela 132: Žene korisnice

Mjera	Broj korisnika	EU podrška	Nacionalna podrška	Prihvatljivi troškovi
Mjera 1	2	29.626	9.875	54.823
Mjera 3	-	-	-	-
Mjera 7	1	84.530	28.177	173.394
Ukupno	3	114.156	38.052	228.217

Izvor: Direkcija za Monitoring i evaluaciju IPARD-a, MPŠV

Tabela 133: Nabavka traktora

Broj korisnika	EU podrška	Nacionalna podrška	Prihvatljivi troškovi
16	167.765	55.922	319.552

Izvor: Direkcija za Monitoring i evaluaciju IPARD-a, MPŠV

Tabela 134: Podrška po mjerama

Mjera	Broj korisnika	EU podrška	Nacionalna podrška	Prihvatljivi troškovi
Mjera 1	40	1.629.073	543.024	3.438.770
Mjera 3	19	2.755.906	918.635	7.378.767
Mjera 7	-	-	-	-
Ukupno	59	4.384.979	1.461.659	10.817.537

Izvor: Direkcija za Monitoring i evaluaciju IPARD-a, MPŠV

Tabela 135: Sektori podrške

Sektor	Broj korisnika	EU podrška	Nacionalna podrška	Prihvatljivi troškovi
Voće i povrće	20	1.421.233	473.744	3.420.222
Vinogradarstvo & Vино	16	1.398.061	466.020	3.551.586
Meso	10	1.230.702	410.234	3.140.604
Mlijeko	10	281.874	93.958	587.105
Maslinarstvo	1	28.033	9.344	62.295
Pčelarstvo	2	25.076	8.359	55.725
Ukupno	59	4.384.979	1.461.659	10.817.537

Izvor: Direkcija za Monitoring i evaluaciju IPARD-a, MPŠV

Tabela 136: Mladi korisnici

Mjera	Broj korisnika	EU podrška	Nacionalna podrška	Prihvatljivi troškovi
Mjera 1	10	735.236	245.079	1.503.731
Mjera 3	11	1.252.317	417.439	3.373.760
Mjera 7	-	-	-	-
Ukupno	21	1.987.553	662.518	4.877.492

Izvor: Direkcija za Monitoring i evaluaciju IPARD-a, MPŠV

Tabela 137: Žene korisnice

Mjera	Broj korisnika	EU podrška	Nacionalna podrška	Prihvatljivi troškovi
Mjera 1	9	554.277	184.759	1.142.657
Mjera 3	9	612.875	204.292	1.611.914
Mjera 7	-	-	-	-
Ukupno	18	1.167.152	389.051	2.754.571

Izvor: Direkcija za Monitoring i evaluaciju IPARD-a, MPŠV

Tabela 138: Nabavka traktora

Broj korisnika	EU podrška	Nacionalna podrška	Prihvatljivi troškovi
22	181.589	60.530	394.055

Izvor: Direkcija za Monitoring i evaluaciju IPARD-a, MPŠV

Tabela 139: Podrška po mjerama

Mjera	Broj korisnika	EU podrška	Nacionalna podrška	Prihvatljivi troškovi
Mjera 1	11	244.500	81.500	460.718
Mjera 3	5	384.166	128.055	1.024.441
Mjera 7	2	43.320	14.440	88.862
Ukupno	18	671.985	223.995	1.574.021

Izvor: Direkcija za Monitoring i evaluaciju IPARD-a, MPŠV

Tabela 140: Sektori podrške

Sektor	Broj korisnika	EU podrška	Nacionalna podrška	Prihvatljivi troškovi
Voće i povrće	9	432.314	144.105	1.116.154
Mlijeko	5	106.096	35.365	197.711
Meso	2	90.255	30.085	171.295
Ruralni turizam	2	43.320	14.440	88.861
Ukupno	18	671.985	223.995	1.574.021

Izvor: Direkcija za Monitoring i evaluaciju IPARD-a, MPŠV

Tabela 141: Mladi korisnici

Mjera	Broj korisnika	EU podrška	Nacionalna podrška	Prihvatljivi troškovi
Mjera 1	4	125.478	41.826	237.429
Mjera 3	-	-	-	-
Mjera 7	-	-	-	-
Ukupno	4	125.478	41.826	237.429

Izvor: Direkcija za Monitoring i evaluaciju IPARD-a, MPŠV

Tabela 142: Žene korisnice

Mjera	Broj korisnika	EU podrška	Nacionalna podrška	Prihvatljivi troškovi
Mjera 1	-	-	-	-
Mjera 3	-	-	-	-
Mjera 7	-	-	-	-
Ukupno	-	-	-	-

Izvor: Direkcija za Monitoring i evaluaciju IPARD-a, MPŠV

Tabela 143: Nabavka traktora

Broj korisnika	EU podrška	Nacionalna podrška	Prihvatljivi troškovi
6	82.915	27.638	157.933

Izvor: Direkcija za Monitoring i evaluaciju IPARD-a, MPŠV

Tabela 144: Podrška po mjerama

Mjera	Broj korisnika	EU podrška	Nacionalna podrška	Prihvatljivi troškovi
Mjera 1	21	369.675	123.225	693.528
Mjera 3	-	-	-	-
Mjera 7	2	26.570	8.857	54.502
Ukupno	23	396.245	132.082	748.030

Izvor: Direkcija za Monitoring i evaluaciju IPARD-a, MPŠV

Tabela 145: Sektori podrške

Sektor	Broj korisnika	EU podrška	Nacionalna podrška	Prihvatljivi troškovi
Mlijeko	15	238.470	79.490	446.422
Meso	3	89.495	29.832	167.658
Ruralni turizam	2	26.570	8.857	54.502
Ribarstvo i akvakultura	2	21.671	7.224	41.279
Pčelarstvo	1	20.039	6.680	38.170
Ukupno	23	396.245	132.082	748.030

Izvor: Direkcija za Monitoring i evaluaciju IPARD-a, MPŠV

Tabela 146: Mladi korisnici

Mjera	Broj korisnika	EU podrška	Nacionalna podrška	Prihvatljivi troškovi
Mjera 1	5	92.445	30.815	172.682
Mjera 3	-	-	-	-
Mjera 7	-	-	-	-
Ukupno	5	92.445	30.815	172.682

Izvor: Direkcija za Monitoring i evaluaciju IPARD-a, MPŠV

Tabela 147: Žene korisnice

Mjera	Broj korisnika	EU podrška	Nacionalna podrška	Prihvatljivi troškovi
Mjera 1	2	39.082	13.027	73.512
Mjera 3	-	-	-	-
Mjera 7	-	-	-	-
Ukupno	2	39.082	13.027	73.512

Izvor: Direkcija za Monitoring i evaluaciju IPARD-a, MPŠV

Tabela 148: Nabavka traktora

Broj korisnika	EU podrška	Nacionalna podrška	Prihvatljivi troškovi
13	163.763	54.588	311.930

Izvor: Direkcija za Monitoring i evaluaciju IPARD-a, MPŠV

Tabela 149: Podrška po mjerama

Mjera	Broj korisnika	EU podrška	Nacionalna podrška	Prihvatljivi troškovi
Mjera 1	-	-	-	-
Mjera 3	-	-	-	-
Mjera 7	-	-	-	-
Ukupno	-	-	-	-

Izvor: Direkcija za Monitoring i evaluaciju IPARD-a, MPŠV

Tabela 150: Sektori podrške

Sektor	Broj korisnika	EU podrška	Nacionalna podrška	Prihvatljivi troškovi
Ukupno	-	-	-	-

Izvor: Direkcija za Monitoring i evaluaciju IPARD-a, MPŠV

Tabela 151: Mladi korisnici

Mjera	Broj korisnika	EU podrška	Nacionalna podrška	Prihvatljivi troškovi
Mjera 1	-	-	-	-
Mjera 3	-	-	-	-
Mjera 7	-	-	-	-
Ukupno	-	-	-	-

Izvor: Direkcija za Monitoring i evaluaciju IPARD-a, MPŠV

Tabela 152: Žene korisnice

Mjera	Broj korisnika	EU podrška	Nacionalna podrška	Prihvatljivi troškovi
Mjera 1	-	-	-	-
Mjera 3	-	-	-	-
Mjera 7	-	-	-	-
Ukupno	-	-	-	-

Izvor: Direkcija za Monitoring i evaluaciju IPARD-a, MPŠV

Tabela 153: Nabavka traktora

Broj korisnika	EU podrška	Nacionalna podrška	Prihvatljivi troškovi
-	-	-	-

Izvor: Direkcija za Monitoring i evaluaciju IPARD-a, MPŠV

Tabela 154: Podrška po mjerama

Mjera	Broj korisnika	EU podrška	Nacionalna podrška	Prihvatljivi troškovi
Mjera 1	28	842.045	280.682	1.770.315
Mjera 3	3	264.507	88.169	705.352
Mjera 7	-	-	-	-
Ukupno	31	1.106.552	368.851	2.475.667

Izvor: Direkcija za Monitoring i evaluaciju IPARD-a, MPŠV

Tabela 155: Sektori podrške

Sektor	Broj korisnika	EU podrška	Nacionalna podrška	Prihvatljivi troškovi
Voće i povrće	18	593.519	197.840	1.262.090
Meso	1	168.438	56.146	449.168
Mlijeko	4	156.746	52.249	326.565
Vinogradarstvo	7	102.458	34.153	210.136
Maslinarstvo	1	85.391	28.464	227.708
Ukupno	31	1.106.552	368.851	2.475.667

Izvor: Direkcija za Monitoring i evaluaciju IPARD-a, MPŠV

Tabela 156: Mladi korisnici

Mjera	Broj korisnika	EU podrška	Nacionalna podrška	Prihvatljivi troškovi
Mjera 1	16	539.791	179.930	1.099.742
Mjera 3	3	264.507	88.169	705.352
Mjera 7	-	-	-	-
Ukupno	19	804.298	268.099	1.805.094

Izvor: Direkcija za Monitoring i evaluaciju IPARD-a, MPŠV

Tabela 157: Žene korisnice

Mjera	Broj korisnika	EU podrška	Nacionalna podrška	Prihvatljivi troškovi
Mjera 1	-	-	-	-
Mjera 3	2	253.829	84.610	676.876
Mjera 7	-	-	-	-
Ukupno	2	253.829	84.610	676.876

Izvor: Direkcija za Monitoring i evaluaciju IPARD-a, MPŠV

Tabela 158: Nabavka traktora

Broj korisnika	EU podrška	Nacionalna podrška	Prihvatljivi troškovi
22	209.814	69.938	442.476

Izvor: Direkcija za Monitoring i evaluaciju IPARD-a, MPŠV

Tabela 159: Podrška po mjerama

Mjera	Broj korisnika	EU podrška	Nacionalna podrška	Prihvatljivi troškovi
Mjera 1	15	394.122	131.374	865.312
Mjera 3	-	-	-	-
Mjera 7	-	-	-	-
Ukupno	15	394.122	131.374	865.312

Izvor: Direkcija za Monitoring i evaluaciju IPARD-a, MPŠV

Tabela 160: Sektori podrške

Sektor	Broj korisnika	EU podrška	Nacionalna podrška	Prihvatljivi troškovi
Voće i povrće	12	344.601	114.867	755.265
Maslinarstvo	2	31.145	10.382	69.210
Mlijeko	1	18.377	6.126	40.837
Ukupno	15	394.122	131.374	865.312

Izvor: Direkcija za Monitoring i evaluaciju IPARD-a, MPŠV

Tabela 161: Mladi korisnici

Mjera	Broj korisnika	EU podrška	Nacionalna podrška	Prihvatljivi troškovi
Mjera 1	3	44.571	14.857	90.951
Mjera 3	-	-	-	-
Mjera 7	-	-	-	-
Ukupno	3	44.571	14.857	90.951

Izvor: Direkcija za Monitoring i evaluaciju IPARD-a, MPŠV

Tabela 162: Žene korisnice

Mjera	Broj korisnika	EU podrška	Nacionalna podrška	Prihvatljivi troškovi
Mjera 1	1	29.407	9.802	63.991
Mjera 3	-	-	-	-
Mjera 7	-	-	-	-
Ukupno	1	29.407	9.802	63.991

Izvor: Direkcija za Monitoring i evaluaciju IPARD-a, MPŠV

Tabela 163: Nabavka traktora

Broj korisnika	EU podrška	Nacionalna podrška	Prihvatljivi troškovi
10	82.461	27.487	182.604

Izvor: Direkcija za Monitoring i evaluaciju IPARD-a, MPŠV

Tabela 164: Podrška po mjerama

Mjera	Broj korisnika	EU podrška	Nacionalna podrška	Prihvatljivi troškovi
Mjera 1	23	569.635	189.878	1.056.091
Mjera 3	1	18.910	6.303	50.427
Mjera 7	5	224.063	74.688	459.616
Ukupno	29	812.608	270.869	1.566.135

Izvor: Direkcija za Monitoring i evaluaciju IPARD-a, MPŠV

Tabela 165: Sektori podrške

Sektor	Broj korisnika	EU podrška	Nacionalna podrška	Prihvatljivi troškovi
Mlijeko	17	244.926	82.642	455.169
Ruralni turizam	5	224.063	74.688	459.616
Voće i povrće	4	184.119	61.373	349.186
Meso	3	159.500	53.167	302.163
Ukupno	29	812.608	270.869	1.566.135

Izvor: Direkcija za Monitoring i evaluaciju IPARD-a, MPŠV

Tabela 166: Mladi korisnici

Mjera	Broj korisnika	EU podrška	Nacionalna podrška	Prihvatljivi troškovi
Mjera 1	3	149.999	50.000	268.554
Mjera 3	1	18.910	6.303	50.427
Mjera 7	1	75.534	25.178	154.941
Ukupno	5	244.443	81.481	473.922

Izvor: Direkcija za Monitoring i evaluaciju IPARD-a, MPŠV

Tabela 167: Žene korisnice

Mjera	Broj korisnika	EU podrška	Nacionalna podrška	Prihvatljivi troškovi
Mjera 1	1	20.944	6.981	39.894
Mjera 3	-	-	-	-
Mjera 7	2	106.480	35.493	218.420
Ukupno	3	127.424	42.475	258.313

Izvor: Direkcija za Monitoring i evaluaciju IPARD-a, MPŠV

Tabela 168: Nabavka traktora

Broj korisnika	EU podrška	Nacionalna podrška	Prihvatljivi troškovi
16	175.215	58.405	333.743

Izvor: Direkcija za Monitoring i evaluaciju IPARD-a, MPŠV

Tabela 169: Podrška po mjerama

Mjera	Broj korisnika	EU podrška	Nacionalna podrška	Prihvatljivi troškovi
Mjera 1	13	290.574	96.858	623.941
Mjera 3	4	546.558	182.186	1.456.457
Mjera 7	-	-	-	-
Ukupno	17	837.132	279.044	2.080.398

Izvor: Direkcija za Monitoring i evaluaciju IPARD-a, MPŠV

Tabela 170: Sektori podrške

Sektor	Broj korisnika	EU podrška	Nacionalna podrška	Prihvatljivi troškovi
Maslinarstvo	2	528.777	176.259	1.409.043
Voće i povrće	10	145.622	48.541	312.133
Mlijeko	3	144.952	48.317	311.808
Vino	2	17.781	5.927	47.415
Ukupno	17	837.132	279.044	2.080.398

Izvor: Direkcija za Monitoring i evaluaciju IPARD-a, MPŠV

Tabela 171: Mladi korisnici

Mjera	Broj korisnika	EU podrška	Nacionalna podrška	Prihvatljivi troškovi
Mjera 1	2	41.778	13.926	85.698
Mjera 3	2	17.781	5.927	47.415
Mjera 7	-	-	-	-
Ukupno	4	59.559	19.853	133.113

Izvor: Direkcija za Monitoring i evaluaciju IPARD-a, MPŠV

Tabela 172: Žene korisnice

Mjera	Broj korisnika	EU podrška	Nacionalna podrška	Prihvatljivi troškovi
Mjera 1	5	176.922	58.974	378.117
Mjera 3	2	528.777	176.259	1.409.043
Mjera 7	-	-	-	-
Ukupno	7	705.699	235.233	1.787.160

Izvor: Direkcija za Monitoring i evaluaciju IPARD-a, MPŠV

Tabela 173: Nabavka traktora

Broj korisnika	EU podrška	Nacionalna podrška	Prihvatljivi troškovi
8	127.863	42.621	279.174

Izvor: Direkcija za Monitoring i evaluaciju IPARD-a, MPŠV

Aneks III – Rezime privremene evaluacije IPARD II programa

Tokom 2021. godine je pripremljen ToR od strane Direkcije za Monitoring i evaluaciju IPARD-a i objavljen tender, gdje se prijavilo sedam kompanija za izradu privremene evaluacije IPARD II programa. Prvorangirana kompanija je bila „Ecorys“ doo iz Hrvatske sa kojom je potpisan Ugovor. Finalni izvještaj privremene evaluacije je prihvaćen u Prvom kvartalu 2022. godine. Evaluacija se odnosila na kombinaciju kvantitativnih i kvalitativnih metoda. Desk istraživanje je bilo kombinovano sa dvije ankete koje su imale za cilj uspješne korisnike s jedne strane i neuspješne podnosiocima zahtjeva s druge strane.

Evaluacija je objavljena u bliskoj saradnji sa ministarstvom, a vrijeme i metodologija istraživanja je odobrena i prihvaćena od strane MPŠV. Ministarstvo je odobrilo predloženu misiju u septembru 2021. godine i pružilo je podršku u organizovanju sastanaka sa zainteresovanim stranama i organizovanim intervjuima za studije slučaja sa korisnicima.

Tabela 174: Broj anketiranih kroz privremenu evaluaciju IPARD II programa

Mjera	Kontaktirani korisnici	Broj dogovora od strane korisnika	Neuspješni kontaktirani aplikanti	Odgovor neuspješnih aplikanta
Mjera 1	184	17	186	13
Mjera 3	10	10	57	8
Ukupno	194	27	243	21
Odgovori kao % ugovorenih	n/a	14	n/a	9

Izvor: Anketa evaluatora korisnicima i neuspješnim aplikantima, privremene evaluacija Programa 2021-2022

Tim za evaluaciju je sproveo desk istraživanje od kuće kako bi se uspostavio pregled stanja razvoja poljoprivrednog i prehrambenog sektora u Crnoj Gori. MPŠV je podržalo ovo desk istraživanje sa slanjem dokumenata o relevantnim prethodnim/tekućim programima, projektima, evaluacijama, sektorskim strategijama/analizama, zapisnicima, itd. Oni su stavljeni na raspolaganje projektnom timu i detaljno su proučeni.

Tokom misije u septembru, stručnjaci iz tima za evaluaciju su se sastali sa različitim zainteresovanim stranama.

Prema ToR-u (projektnom zadatku), tim za privremenu evaluaciju je sproveo dvije ankete: anketu za korisnike u okviru IPARD II programa i anketu među neuspješnim aplikantima. Ovo je takozvana anketa o odbijanju. Dva anketna upitnika su bila uključena u Aneks 4.

Operativna implementacija anketa je obavljena uz pomoć lokalnog stručnjaka angažovanog da podrži tim sa 30 radnih dana.

Tabela 175: Tehnička efikasnost, broj projekata, 31.12.2020

Mjera	Cilj, 7-godišnji period programa	Cilj, 3-godišnji period	Završeno 31.12.2020	Stopa posvećenosti za cijeli 7-godišnji program	Stopa posvećenosti 3-godišnji period
Mjera 1	600	257	282	47,00	109,7
Mjera 3	80	34	42	52,50	123,5
Mjera 7	120	51	0	0	0
Program	800	343	324	40,5	94,5

Izvor: Sopstveni proračuni zasnovani na podacima iz Godišnjeg izvještaja o implementaciji IPARD-a za 2020

Tabela 176: Finansijska efikasnost, EUR, 31.12.2020

Mjera	Cilj, 7-godišnji period programa	Cilj, 3-godišnji period	Završeno 31.12.2020	Stopa posvećenosti za cijeli 7-godišnji program	Stopa posvećenosti – 3-godišnji period
Mjera 1	36.155.556	15.495.238	11.970.000	33,1	129,5
Mjera 3	47.386.666	20.308.571	26.376.000	55,7	129,9
Mjera 7	4.512.819	1.934.065	0	0	0
Program	88.055.041	37.737.875	10.590.561	43,5	101,6

Izvor: Sopstveni proračuni na osnovu podataka iz Godišnjeg izvještaja o implementaciji IPARD-a za 2020

Tabela 177: Stopa efektivnosti IPARD-a za Mjeru 1 i Mjeru 3.

Mjera	Stopa efektivnosti
M1	0,85
M3	1,05
M7	0
Program	1,08

Izvor: Sopstveni proračuni na osnovu podataka iz Godišnjeg izvještaja o implementaciji IPARD-a za 2020

Stopu efikasnosti treba shvatiti na ovaj način: Stopa efikasnosti 1 znači da je tehnička efektivnost uravnotežena sa finansijskom efektivnošću. Na primjer, ako je 10% tehničkog cilja (fizički učinak) postignuto sa 10% dodeljenih finansijskih sredstava (finansijski indikator). Da li je stopa ispod 1, potrošeno je više resursa nego što se očekivalo da bi se postigao tehnički cilj, i da li je iznad 1, potrošeno je manje resursa za proizvodnju rezultata od planiranog? U IPARD programu stopa efikasnosti je 0,85 za Mjeru 1 i 1,05 za Mjeru 3, što pokazuje da je proizvedeno više rezultata (projekata) sa manje resursa (novca) nego što se očekivalo za Mjeru 1, što je pozitivno, dok je nešto više resursa nego što se očekivalo potrošeno na Mjeru 1.

Glavni zaključci privremene evaluacije IPARD II programa

Stanje implementacije Programa do 31. decembra 2020. zaostaje za planiranim rezultatima u poređenju sa očekivanjima u vrijeme kada je Program razvijen. Prvo, ne sprovode se sve planirane mjere jer nijesu akreditovane. To je slučaj sa mjerama: Mjera 4 – Agroekološka mjera, Mjera 5 - Implementacija lokalnih razvojnih strategija – LEADER pristup i Mjera 6 - Investicije u javnu ruralnu infrastrukturu. Mjera 7 - Diversifikaciji gazdinstva i razvoj poslovanja je akreditovana kasnije u procesu, prvi put objavljen javni poziv u 2021. godini i nije razmotrena u ovoj evaluaciji. Tako da se od početka programa 2018. godine, pored Mjere 9 – Tehnička pomoć, realizuju samo Mjera 1 – Investicije u fizički kapital na poljoprivrednim gazdinstvima i Mjera 3 – Investicije u fizički kapital vezano za preradu i marketing poljoprivrednih i ribljih proizvoda.

Mjera 1 i Mjera 3 se realizuju od 2018. godine sa po 2 poziva za svaku mjeru u periodu obuhvaćenom ovom evaluacijom od 2018. do 31. decembra 2020. godine. Ukupan broj pristiglih prijavi po Mjeri 1 po ova prva dva poziva je bio 569, od čega 143 su odbijene. Stopa odbijanja je 25%, što je relativno nisko. Cilj je 600 projekata, smanjen u odnosu na prvobitni cilj od 850 projekata. Sektor mlijeka i voća i povrća su dominirali u pozivima sa 146 od 158 realizovanih i plaćenih projekata samo u 2020. godini. Godišnji izvještaj o implementaciji IPARD-a za 2020. godinu nije objašnjavao zašto ova su ova dva sektora dominirala, a relevantno je da Upravljačko tijelo prati ovaj trend, da preduzme korake za povećanje apsorpcije sredstava u drugim sektorima, gde postoje slične potrebe za investicionom podrškom. Do kraja 2020. godine ugovoreno je 285 projekata od kojih su 163 plaćena sa prosječnom ukupnom investicijom od 42.000 EUR. To znači da dodatna 122 ugovorena projekta su predstavljali dodatnih 5,1 milion EUR obaveza ako se pretpostavi isti prosjek investicija. Ukupna stopa finansijske obaveze je tada iznosila 33% do kraja 2020. godine, a stopa implementacije projekta je bila 47,5%.

Što se tiče Mjere 3, cilj je bio 80 projekata, što je smanjenje u odnosu na prvobitno planiranih 150 projekata, dok je planiranih 20 projekata za investiranje u proizvodnju obnovljive energije zadržano. Ukupan broj prijavi za Mjeru 3 je bio 97 projekata, pri čemu je odbijeno 40 projekata. Stopa odbijanja je 41,2%. Samo 6 projekata je plaćeno do kraja 2020. sa prosječnom investicijom od 628.000 EUR. Planirani prosječni troškovi ulaganja bili su 316.000 EUR, tako da su realizovani projekti duplo skuplji od očekivanih. Procijenjeni broj projekata sa ovim prosjekom je bio 75. To znači da je smanjenje cilja projekata opravdano u odnosu na realizovane prosječne troškove po projektu. Uz dodatnih 36 projekata angažovanih do kraja 2020. i predviđajući iste prosječne investicione troškove, ukupne angažovane investicije su iznosile 26,4 miliona EUR i stopa finansijske obaveze od 55,7% do kraja 2020. Za Program, sa planiranim vremenom implementacije od 7 godina, ovo je dobar učinak nakon 3 godine implementacije.

Konačni datum prihvatljivosti troškova u okviru IPARD II programa je 31. decembar 2023. To opet znači da se brzina implementacije mora povećati kako bi se iskoristili sva sredstva dodijeljena akreditovanim mjerama. Za Mjeru 1, do 31. decembra 2020. je opredijeljeno 33% ukupnog finansijskog paketa, dok je za Mjeru 3 opredijeljeno 55,7%. To znači da se do 31. decembra 2023. za Mjeru 1 moralo izdvojiti 2 puta više sredstava, dok za Mjera 3 iznosi 44% od 1. januara 2021. do 31. decembra 2023. To znači da će 1.140 prijavi u okviru Mjere 1 biti odrađeno i 570 projekata odobreno za korišćenje sredstava. Za Mjeru 3, moralo se obraditi samo 80 prijavi, a ugovoriti 34 projekta.

Rizik od gubitka novca (de-komitmenta) i neiskorišćenosti svih sredstava u korist crnogorskih poljoprivrednika, prehrambenih preduzeća i stanovnika ruralnih područja je vjerovatno teško izbjeći, kako za Mjeru 1, tako i za Mjeru 7. Koliko će se otkazivanje obaveza završiti nemoguće je suditi na osnovu trenutnih informacija.

Isto tako, u skladu sa Sektorskim sporazumom u toku su aktivnosti ex-post evaluacije, gdje je krajem 2024. godine objavljen javni oglas za podnošenje ponuda za izradu izvještaja ex-post evaluacije.

Za izradu ex-post evaluacije je izabrana kompanija Earst & Young doo.

Proces ex-post evaluacije ide planiranom dinamikom i biće usvojen u predviđenom roku u skladu sa Sektorskim sporazumom, najkasnije godinu dana nakon zadnje isplate sredstava podrške u okviru IPARD II programa.

Ostvareni rezultati i uticaji privremene evaluacije

Mjera 1: Poljoprivreda

Prema sprovedenoj anketi, korisnici mjere 1 ostvarili su porast od 2018. prije investicija do 2020. godine nakon ulaganja u promet od 3,7% godišnje i BDV od 7,4% godišnje, dok je rast u sektoru poljoprivrede za isti period iznosio samo 0,4%.

Produktivnost rada (BDV/AVU) za podržane korisnike koji su odgovorili na anketu je poraslo za 1,7% sa 2.935 EUR na 2.984 EUR/GJR¹⁰. Ovaj nivo produktivnosti iznosi samo 44% prosjeka poljoprivrednog sektora u 2019. prema podacima MONSTAT-a. Zaključak je da s jedne strane podrška investicijama generiše rast BDV veći od prosječnog, ali je ipak BDV/GJR daleko niži nego u poljoprivrednom sektoru uopšte.

Rast BDV je značajan, ali raste sa niskog nivoa na malim gazdinstvima (70% ima manje od 10 ha), gde je težina investicije velika u poređenju sa prometom. Ovo daje nisku efikasnost, ali su investicije važne kako bi korisnici povećali svoj promet, BDV i prihode i profesionalizovali svoju proizvodnju u skladu sa nacionalnim minimalnim standardima za farmu i standardima EU koji se odnose na ulaganja. Podrška je važnija nego što efikasnost može da kaže.

Mjera 3: Prehrambena industrija

Investiciona podrška je predviđena da će generisati rast BDV koji se procjenjuje na 502.449,00 EUR za ispitanike u anketi, a biće 8,4 miliona EUR, ukoliko se Program u potpunosti realizuje.

Ostvarene investicije korisnika ankete generišu 33 radna mjesta, a 547 radnih mjesta biće generisano na nivou Programa. Procjene ex-ante evaluacije su zasnovane na povraćaj investicija od 20% što je dovelo do rasta BDV od 9,5 miliona EUR, na 427 radnih mjesta i BDV/GJR od 11.094 EUR/GJR. Razlike između ex-ante procjena i procjena predstavljenih ovdje su posljedica veće produktivnosti od očekivane što dovodi do manjeg broja radnih mjesta, ali i nižeg rasta BDV zbog nižeg povraćaja investicija koji dovodi do manjeg broja radnih mjesta.

¹⁰ Godišnja jedinica rada.

FINAL IMPLEMENTATION REPORT

OF THE

IPARD II PROGRAMME IN MONTENEGRO

(In accordance with article 59 of the Sectoral Agreement)

Date: 26 June, 2025

Contents

ABBREVIATIONS	96
TABLES AND GRAPHS	97
1. SUMMARY	102
2. INTRODUCTION	103
<i>OBJECTIVES OF THE IPARD II PROGRAMME</i>	104
<i>GEOGRAPHICAL AREA COVERED BY THE IPARD II PROGRAMME</i>	105
<i>IMPLEMENTATION PERIOD OF THE PROGRAMME</i>	106
<i>LEGAL BASIS AND INSTITUTIONAL FRAMEWORK</i>	106
3. GENERAL CONDITIONS, SOCIAL AND BUSINESS ENVIRONMENT	109
TABLE 6: MANAGER EDUCATION ACCORDING TO THE SIZE OF AGRICULTURAL LAND	112
4. MACROECONOMIC TRENDS, STRUCTURAL CHARACTERISTICS OF ECONOMY	113
5. PROGRESS IN IMPLEMENTING PRIORITY MEASURES OF THE PROGRAMME	115
<i>IMPLEMENTATION OF MEASURE 1 – INVESTMENTS ON PHYSICAL ASSETS ON AGRICULTURAL HOLDINGS</i>	116
<i>IMPLEMENTATION OF MEASURE 3 – INVESTMENTS IN PHYSICAL ASSETS CONCERNING PROCESSING AND MARKETING OF AGRICULTURAL AND FISH PRODUCTS</i>	121
<i>IMPLEMENTATION OF MEASURE 7 – FARM DIVERSIFICATION AND BUSINESS DEVELOPMENT</i>	125
<i>PROJECT IMPLEMENTATION PERIOD</i>	125
<i>SOURCE OF FINANCING</i>	126
<i>REGIONAL DISTRIBUTION OF GRANT SUPPORT</i>	126
<i>YOUNG RECIPIENTS</i>	127
<i>WOMEN RECIPIENTS</i>	127
<i>EMPLOYMENT</i>	128
<i>INTRODUCTION OF ADVANCE AND INTERIM PAYMENTS</i>	128
<i>EXTENSION OF THE USE OF FINANCIAL RESOURCES FOR THE IPARD BUDGET FOR THE YEAR 2020 (N+4)</i>	129
<i>DE-COMMITMENT OF UNUSED EU FUNDS</i>	129
<i>RECOVERY OF PAID FUNDS</i>	130
6. TAKE STEPS OF THE MANAGING AUTHORITY, IPARD AGENCY AND THE IPARD MONITORING COMMITTEE IN ORDER TO CONFIRM THE QUALITY AND EFFECTIVENESS OF PROGRAMME IMPLEMENTATION	130
<i>MANAGING AUTHORITY</i>	130
<i>PROGRAMMING</i>	132
<i>MONITORING AND EVALUATION</i>	132
<i>COORDINATION AND PUBLIC RELATIONS, IMPLEMENTATION OF THE COMMUNICATION PLAN</i>	133
<i>IPARD AGENCY</i>	135
<i>OVERVIEW OF THE RESULTS OF THE CONTROL CONDUCTED BY MEASURE AND DETECTED IRREGULARITIES</i>	136
7. MAIN ACTIVITIES OF THE MANAGEMENT STRUCTURE	136
8. MAIN ACTIVITIES OF THE AUDIT AUTHORITY	142
9. TAKE STEPS TO CONFIRM COORDINATION WITH OTHER EU PRE-ACCESSION ASSISTANCE IN ACCORDANCE WITH ARTICLE 4 OF THE SECTORAL AGREEMENT	142
<i>CRITERIA FOR THE DEMARCATION OF IPARD II WITH SUPPORT WITHIN OTHER IPA II POLICY AREAS</i>	142
<i>COMPLEMENTARITY OF IPARD II WITH OTHER FORMS OF FINANCING AND NATIONAL PAYMENT SCHEMES</i>	142
10. FINANCIAL IMPLEMENTATION OF THE PROGRAMME AND PERFORMANCE INDICATORS	144
<i>PAYMENT BY SECTORS AND MEASURES</i>	144
<i>PERFORMANCE INDICATORS</i>	145
11. CHALLENGES DURING IMPLEMENTATION – A BRIEF OVERVIEW OF ALL SIGNIFICANT CHALLENGES THAT OCCURRED DURING THE IMPLEMENTATION OF THE PROGRAMME	149
<i>ACTIVITIES OF THE IPARD II MONITORING COMMITTEE</i>	149
12. CONCLUSIONS REGARDING THE IMPLEMENTATION OF THE IPARD II PROGRAMME 2014-2020	151
ANNEX I – LIST OF ELIGIBLE EXPENDITURES BY CODES WITH AMOUNT OF SUPPORT	152
ANNEX II – SUPPORT OF THE IPARD II PROGRAMME BY MUNICIPALITIES	160
ANNEX III - SUMMARY OF THE INTERIM EVALUATION OF IPARD II PROGRAMME	187

ABBREVIATIONS

AVU	Annual Work Unit
CMO	Common Market Organization
DAA	Division for Administrative Affairs
DBMN	Development bank of Montenegro
DEAP	Division for Evaluation and Approval of Projects
DIACS	Division for IACS
DG AGRI	Directorate-General for Agriculture and Rural Development
EU	European Union
EC	European Commission
EUR	Euro
FADN	Farm Accountancy Data Network
FAO	Food and Agriculture Organisation
FFPA	Financial Framework Partnership Agreement
F&V	Fruit and Vegetable
GDP	Gross Domestic Product
GSAA	Geospatial Aid applications
HRMA	Human resource Management Administration
IACS	Integrated Administrative and Control System
IAU	Internal Audit Unit
IPA	Instrument for pre-accession assistance
IPARD	Instrument for pre-accession assistance for agriculture and rural development
ISAMM	Information system for Agricultural Market and Monitoring
KPI	Key Performance Indicator
KRI	Key Risk Indicator
LAU 1	Local administrative unit 1 - municipalities
LAU 2	Local administrative unit 2 - settlements
LPIS	Land Parcel Identification System
LU	Livestock unit
MAFWM	Ministry of Agriculture, Forestry and Water management
Measure 1	Investments in physical assets on agricultural holdings
Measure 3	Investments on physical assets concerning processing and marketing of agricultural and fish products
Measure 7	Farm diversification and business development
Measure 9	Technical assistance
MIDAS	Montenegro institutional development and agricultural strengthening – World Bank project in Montenegro
NAOSO	Natoinal Authorising Officer Support Office
NAO	National Authorising Officer
NIPAC	National IPA Coordinator
No.	Number
NUTS	Nomenclature of Territorial Units for Statistics
OS	Operating Structure
OTSC	On-the-spot check
PC	Public call
PPF	Project preparation facility
RC	Risk coordination
RM	Risk management
RMP	Risk management Panel
SITC	Standard International Trade Classification
SIZEP	Land Parcel Identification System in Montenegro
SWOT	Strengths, Weaknesses, Opportunities, and Threats
TEC	Temporary Employment Contract
TV	Television
UN	Unated Nations
VAT	Value Added tax

TABLES AND GRAPHS

Table 1:	Objectives and measure of the IPARD II programme 2014-2020
Table 2:	Structure and bodies of the internal system with main functions for IPARD II programme
Table 3:	Agricultural holdings per utilized agricultural area, number of animal and poultry
Table 4:	Number of agricultural holdings, utilizes agricultural land (without katuns and state land), number of animals, poultry and beehives per municipalities
Table 5:	Holder and manager by gender, age and size of the class of agricultural land use (without katuns and state land)
Table 6:	Manager education according to the size of agricultural land
Table 7:	Agricultural holdings per size of class of livestock unit
Table 8:	Indicators for agricultur production in the implementation years of IPARD II programme
Table 9:	Agricultural products store, by department standard international trade classification (SITC)
Table 10:	Import of agricultural products by departments SITC ¹¹ (000 EUR)
Table 11:	Export of agricultura products by departments SITC (000 EUR)
Table 12:	Number of Public calls per years
Table 13:	Duration of Public calls
Table 14:	Implementation of Measure 1 per Public calls
Table 15:	Implementation by sectors for Measure 1
Table 16:	Public support per Public calls by years for Measure 1
Table 17:	EU support per Public calls per year for Measure 1
Table 18:	Regional distribution for Measure 1
Table 19:	Type of procurements through Measure 1
Table 20:	Procurement of tractors by Public calls
Table 21:	Support of young farmers by public calls through Measure 1
Table 22:	Support for woman by public calls thorough Measure 1
Table 23:	Implementation of Measure 3 by Public calls
Table 24:	Implementation by sectors for Measure 1
Table 25:	Public support by public calls by years for Measure 3
Table 26:	EU support by public calls by years for Measure 3
Table 27:	Regional distribution of support for Measure 3
Table 28:	Type of investments through Measure 3
Table 29:	Support to young recipients by public calls for Measure 3
Table 30:	Support for woman by public calls through Measure 3
Table 31:	Project implementation period
Table 32:	Type of financing of recipients
Table 33:	Regional distributin of grant support
Table 34:	Youth recipients
Table 35:	Women support by public call through Measure 1, 3 and 7
Table 36:	Amount of advance payments
Table 37:	Amount of phase payments
Table 38:	Refund of paid funds
Table 39:	Informative campaign for IPARD II programme
Table 40:	The number of TV segments, newspaper articles, and posts on portals
Table 41:	Number of activities by years of IPARD Agency
Table 42:	Complementarity of IPARD II with national support schemes
Table 43:	Total amount of support of projects by measures and sectors
Table 44:	Amount of support by sectors and measures
Table 45:	Performance indicators of the IPARD II programme
Table 46:	Performance indicators of EU contribution by years
Table 47:	Performance indicators of public payments by years

ANNEX I – Support of the IPARD II programme by municipalities

¹¹ Standard international trade classification

Table 48:	Support of IPARD II programme by municipalities
	Municipality of Andrijevica
Table 49:	Support by measures
Table: 50	Sector of support
Table: 51	Young recipients
Table: 52	Women recipients
Table: 53	Purchase of tractors
	Municipality of Bar
Table: 54	Support by measures
Table: 55	Sector of support
Table: 56	Young recipients
Table: 57	Women recipients
Table: 58	Purchase of tractors
	Municipality of Berane
Table: 59	Support by measures
Table: 60	Sector of support
Table: 61	Young recipients
Table: 62	Women recipients
Table: 63	Purchase of tractors
	Municipality of Bijelo Polje
Table: 64	Support by measures
Table: 65	Sector of support
Table: 66	Young recipients
Table: 67	Women recipients
Table: 68	Purchase of tractors
	Municipality of Budva
Table: 69	Support by measures
Table: 70	Sector of support
Table: 71	Young recipients
Table: 72	Women recipients
Table: 73	Purchase of tractors
	Municipality of Cetinje
Table: 74	Support by measures
Table: 75	Sector of support
Table: 76	Young recipients
Table: 77	Women recipients
Table: 78	Purchase of tractors
	Municipality of Danilovgrad
Table: 79	Support by measures
Table: 80	Sector of support
Table: 81	Young recipients
Table: 82	Women recipients
Table: 83	Purchase of tractors
	Municipality of Gusinje
Table: 84	Support by measures
Table: 85	Sector of support
Table: 86	Young recipients
Table: 87	Women recipients
Table: 88	Purchase of tractors
	Municipality of Herceg Novi
Table: 89	Support by measures
Table: 90	Sector of support
Table: 91	Young recipients

Table: 92	Women recipients
Table: 93	Purchase of tractors Municipality of Kolašin
Table: 94	Support by measures
Table: 95	Sector of support
Table: 96	Young recipients
Table: 97	Women recipients
Table: 98	Purchase of tractors Municipality of Kotor
Table: 99	Support by measures
Table: 100	Sector of support
Table: 101	Young recipients
Table: 102	Women recipients
Table: 103	Purchase of tractors Municipality of Mojkovac
Table: 104	Support by measures
Table: 105	Sector of support
Table: 106	Young recipients
Table: 107	Women recipients
Table: 108	Purchase of tractors Municipality of Nikšić
Table: 109	Support by measures
Table: 110	Sector of support
Table: 111	Young recipients
Table: 112	Women recipients
Table: 113	Purchase of tractors Municipality of Petnjica
Table: 114	Support by measures
Table: 115	Sector of support
Table: 116	Young recipients
Table: 117	Women recipients
Table: 118	Purchase of tractors Municipality of Plav
Table: 119	Support by measures
Table: 120	Sector of support
Table: 121	Young recipients
Table: 122	Women recipients
Table: 123	Purchase of tractors Municipality of Pljevlja
Table: 124	Support by measures
Table: 125	Sector of support
Table: 126	Young recipients
Table: 127	Women recipients
Table: 128	Purchase of tractors Municipality of Plužine
Table: 129	Support by measures
Table: 130	Sector of support
Table: 131	Young recipients
Table: 132	Women recipients
Table: 133	Purchase of tractors Municipality of Podgorica
Table: 134	Support by measures
Table: 135	Sector of support

Table: 136	Young recipients
Table: 137	Women recipients
Table: 138	Purchase of tractors Municipality of Rožaje
Table: 139	Support by measures
Table: 140	Sector of support
Table: 141	Young recipients
Table: 142	Women recipients
Table: 143	Purchase of tractors Municipality of Šavnik
Table: 144	Support by measures
Table: 145	Sector of support
Table: 146	Young recipients
Table: 147	Women recipients
Table: 148	Purchase of tractors Municipality of Tivat
Table: 149	Support by measures
Table: 150	Sector of support
Table: 151	Young recipients
Table: 152	Women recipients
Table: 153	Purchase of tractors Municipality of Tuzi
Table: 154	Support by measures
Table: 155	Sector of support
Table: 156	Young recipients
Table: 157	Women recipients
Table: 158	Purchase of tractors Municipality of Ulcinj
Table: 159	Support by measures
Table: 160	Sector of support
Table: 161	Young recipients
Table: 162	Women recipients
Table: 163	Purchase of tractors Municipality of Žabljak
Table: 164	Support by measures
Table: 165	Sector of support
Table: 166	Young recipients
Table: 167	Women recipients
Table: 168	Purchase of tractors Municipality of Zeta
Table: 169	Support by measures
Table: 170	Sector of support
Table: 171	Young recipients
Table: 172	Women recipients
Table: 173	Purchase of tractors
Table: 174	Number of respondents through interim evaluations of the IPARD II programme
Table: 175	Technical efficacy, number of projects, 31.12.2020
Table: 176	Financial efficiency, EUR, 31.12.2020
Table: 177	Effectiveness rate of IPARD for Measure 1 and 3.
Graph 1:	Utilisation of EU funds
Graph 2:	Number of application by public calls for Measure 1
Graph 3:	Number of applied, contracted and paid projects by sector for Measure 1

- Graph 4: Number of applications by public calls through Measure 3
- Graph 5: Number of applied, contracted and paid projects by sectors for Measure 3

1.SUMMARY

The Agriculture and Rural Development Program of Montenegro under IPARD II 2014-2020 (IPARD II programme) was one of the prerequisites for the use of European pre-accession funds through IPA II - the area of agricultural and rural development policy, which was prepared by the Managing Authority in close cooperation with the IPARD Agency and other stakeholders.

The goal of the IPARD II programme is the restructuring and modernization of the agricultural and processing sectors, in order for agricultural holdings and the processing sector to be more competitive, thus being better prepared for entering the EU and utilizing EU funds, ensuring sustainable management of natural resources, and achieving balanced territorial development of rural economies and communities, including the creation of new and retention of existing jobs.

For the programming period 2014-2020, Montenegro had 39 million EUR available in grant financial assistance. The allocation of grants to end recipients was disbursed according to defined criteria and within the percentage of support in relation to the measure, depending on the type of investment and the geographical location of the agricultural household and the location of the investment.

The measures defined in the IPARD II programme were chosen based on the results of sectoral analyses. The aim of the selected measures was to improve competitiveness, increase the added value of products, create new jobs, improve living conditions in rural areas, as well as connect with tourism.

The IPARD II programme was adopted for the first time in 2015, and has been modified 7 times until the end of the implementing period.

The Financing Agreement with the European Commission was signed in 2017, while the first two public calls were announced during 2018 for Measure 1 and Measure 3, after the completion of the task of budget execution accreditation for these two measures. Namely, from 2018 until the end of the programming period, the Ministry of Agriculture, Forestry and Water Management/Directorate for Payments published 11 public calls, five Public calls for Measure 1, five Public calls for Measure 3, and one Public call for Measure 7.

By introducing the option of advance payments for recipients, and later interim payments, the implementation process of the IPARD II programme has accelerated, resulting in a high utilization rate of financial grant support, especially in the last two years of the implementation of the IPARD II programme.

Also, in 2022, all recipients of IPARD financial assistance were allowed retroactive VAT refunds. Similarly, with the opportunity to implement the IPARD II programme in 2024, greater utilization of grant EU funds has been made possible, which has proven to be a justified request from Montenegro to DG Agri.

Overall, the situation has contributed to the increase in trust among IPARD recipients and potential recipients of the already started IPARD III programme.

A total of 1,495 applicants applied for support from the IPARD II programme, with 1,187 applications under Measure 1, 206 under Measure 3, and 102 applications under Measure 7.

Out of the total number of applications, 929 projects were contracted, 777 through Measure 1, 118 through Measure 3, and 25 projects through Measure 7.

Investments realized through the IPARD II programme amount to 77,685,961 EUR, of which 39,368,762 EUR was realized through Measure 1, 36,417,720 EUR through Measure 3, and 1,899,480 EUR through Measure 7.

A total of 46,411,810 EUR in public support has been paid out through the IPARD II programme, of which EU funds amount to 34,808,856 EUR and national support amounts to 11,602,954 EUR, for 748 projects.

Through advanced and interim payments, a total amount of 9,831,251 EUR has been paid, which is 21.18% of the total public disbursement of support funds.

The most was paid out through Measure 1 for the dairy sector, amounting to 8,570,007 EUR of EU funds, followed by the fruit and vegetable sector amounting to 6,572,612 EUR of EU funds, then the egg production sector amounting to 1,945,383 EUR, and the meat sector amounting to 1,810,312 EUR, while less support was paid out to the viticulture, beekeeping, and fisheries and aquaculture sectors.

Through Measure 3, the highest amount was paid out in the meat processing sector, totaling 6,299,664.67 EUR, followed by the fruit and vegetable processing sector with 4,299,407 EUR, and the wine sector with 2,089,781 EUR, while less support went to the olive sector and milk processing.

Considering the number of paid projects, the highest amount was paid through the dairy sector with 376 projects totaling 9,083,153 EUR in EU support, followed by the fruit and vegetable sector with 222 projects but with a larger amount of EU support of 10,872,020 EUR, then the meat sector with 69 projects and EU support amounting to 8,109,976 EUR, etc.

Taking into account the total disbursed EU funds amounting to 34,808,856 EUR and the recovery of support funds in the amount of 346.985 EUR, we find that the recipients of the IPARD II programme were supported with a grant support amounting to 34,461,871 EUR.

De-commitment of the EU funds through the IPARD II programme amounts to 4,191,144.14 EUR, specifically:

- for the year 2017, the amount of 756,663 EUR,
- for the year 2018, the amount of 975,933 EUR, and
- for the year 2020, the amount of 2,458,549 EUR.

The utilization of available resources from the grant EU support amounting to 39,000,000.00 EUR, was 89.25% by the end of implementation, which is an excellent percentage of EU fund usage.

The greatest advantages that IPARD brought through the national support system are that it creates opportunities for farmers for long-term planning and serious and sustainable investments, fully aligned with EU standards and ready to tackle challenges in the labor market and outside of Montenegro.

2. INTRODUCTION

By gaining candidate status for membership in the European Union in mid-December 2010, Montenegro acquired the right to use funds from all (then) five components of the Instrument for Pre-Accession Assistance – IPA – of the European Union.

The Agriculture and Rural Development Programme of Montenegro under IPARD II 2014-2020 (IPARD II programme) was one of the prerequisites for the use of European pre-accession funds through IPA II - the area of agricultural and rural development policy, which was prepared by the Managing Authority in close cooperation with the IPARD Agency and other stakeholders.

This document represented a multi-year development Programme for agriculture and rural areas and, as such, is in line with the applicable strategic documents related to the development of rural areas and Montenegrin agriculture.

For the programming period 2014-2020, Montenegro had 39,000,000 EUR in EU financial support grants available; however, due to de-commitment of available funds during implementation, the last version of the 1.7 IPARD II programme had 37.26 million EUR in EU funds.

The allocation of grant support funds to end recipients was carried out in accordance with defined criteria and within the percentage of support relative to the measure, depending on the type of investment and the geographical location of the farm and the investment site.

The measures defined in the IPARD II programme were selected based on the results of sector analyses (the meat sector, the dairy sector, the fruit, vegetable, and wine sector, the olive sector, and the fisheries sector, as well as the SWOT analysis of Montenegrin agriculture and rural areas. The aim of the selected measures was to improve competitiveness, increase the added value of products, create new jobs, improve living conditions in rural areas, and strengthen connections with tourism.

During the preparation of the first IPARD programme for Montenegro, the recommendations of the Directorate-General for Agriculture and Rural Development of the European Commission (DG Agri) regarding the participatory process and

transparent work in selecting and defining the measures through which project investments will be financed were considered. A series of consultations were held with expert and scientific organizations: The Biotechnical Faculty, the Department of Advisory Services in Plant Production, the Department of Advisory Services in Animal Husbandry, the Food Safety, Veterinary and Phytosanitary Affairs Agency, the relevant ministry for tourism, and other sectors within the Ministry of Agriculture, Forestry, and Water Management.

During the preparation of the analysis of the current situation in Montenegrin agriculture and rural areas, significant support was received from the Statistical Office of Montenegro – MONSTAT in providing statistical data and analyses. In the final definition of selected measures, criteria, potential project investments, limitations, as well as minimum and maximum project values, a series of consultative meetings were held with all partners, associations of agricultural producers, representatives of the processing industry, representatives of expert agricultural services at the municipal level, representatives of international donor organizations in Montenegro, and relevant non-governmental organizations.

The Managing Authority and the IPARD Agency have provided an ex-ante evaluation of the possibilities for verification and control of the measures covered by the IPARD II programme.

Objectives of the IPARD II programme

The objectives of the IPARD II programme is the restructuring and modernization of the agricultural and processing sectors, in order to make agricultural holdings and the processing sector more competitive, and thus better prepared for entering the EU and using EU funds, ensuring sustainable management of natural resources and achieving balanced territorial development of rural economies and communities, including the creation of new and the retention of existing jobs.

The measures defined in the IPARD II programme were selected based on the results of sectoral analyses. The goal of the selected measures is to improve competitiveness, increase the added value of products, create new jobs, enhance living conditions in rural areas, and strengthen connections with tourism.

The IPARD II programme defines three strategic goals related to the appropriate measures (Table 1).

Table 1: Objectives and measure of the IPARD II programme 2014-2020

Objectives	Measure
Strengthening the competitiveness of agriculture	Investments in the physical assets on agricultural holdings
	Investments in the physical assets concerning processing and marketing of agricultural and fish products
Ensuring sustainable management of natural resources and climate	Farm diversification and business development
	Agro-ecological, climate and organic measure
Achieving balanced territorial development of rural economies and communities, including the creation of new jobs and the retention of existing ones	Implementation of local development strategies –LEADER approach
	Investments in rural public infrastructure

Specific objectives of entrusted measures:

Measure 1 – Investments in the physical assets on agricultural holdings

- Alignment with EU standards regarding environmental protection and animal welfare;
- Improvement of the overall condition of agricultural farms in the primary production of agricultural products.

Measure 3 – Investments in physical assets concerning processing and marketing of agricultural and fish products

Milk sector

- Increasing the added value and competitiveness of Montenegrin dairies and cheesemakers. This goal will be achieved through supporting a significant number of small and medium dairy processors to reach sustainability thresholds and implement strict hygiene quality controls along all processing lines, by introducing new products, improving technology, and meeting appropriate standards;
- Improving efficiency and productivity by introducing new technologies to enhance competitiveness and product variety in the market;
- Improving packaging, marketing, and promotional activities.

Meat sector

- Increasing investments in modern equipment and technologies to achieve greater productivity, development, and knowledge transfer in the areas of management and marketing;
- Improving efficiency and productivity by introducing new technologies to enhance competitiveness and product diversity in the market;
- Enhancing environmental protection in slaughterhouses and meat processing facilities, regarding waste disposal and management, including water treatment;
- Improving product quality control by implementing quality and food safety management systems to ensure high product quality and hygiene standards;
- Advancing packaging, marketing, and promotional activities.

Fruits and vegetables sector (including grains, mushrooms, aromatic and medicinal herbs)

- Improving efficiency and productivity by introducing new technologies and equipment to increase competitiveness and product diversity in the market;
- Enhancing added value of products;
- Improving the introduction of quality and food safety systems;
- Improving packaging, marketing, and promotional activities;
- Improving existing and building new storage capacities.

Wine sector

- Improving efficiency and productivity through the introduction of new technologies and equipment to increase the competitiveness of products in the market;
- Enhancing production capacities;
- Improving quality and food safety standards;
- Improving packaging, marketing, and promotional activities.

Olive sector

- Improving efficiency and productivity by introducing new technologies to enhance product competitiveness in the market;
- Upgrading processing capacities;
- Improving quality and food safety standards;
- Improving existing and building new storage capacities;
- Enhancing packaging, marketing, and promotional activities.

Fisheries and Aquaculture sector

- Improving efficiency and productivity by introducing new technologies to increase the competitiveness of products in the market;
- Enhancing production capacities;
- Improving quality standards and food safety;
- Improving existing and introducing new storage capacities;
- Enhancements in packaging, marketing, and promotional activities.

Measure 7 – Farm diversification and business development

- This measure supported the creation, diversification, and development of rural activities, through support for investments in the diversification of farms and the development of non-agricultural activities, such as rural tourism.

In addition to the measures under the three priority objectives, Measure 9 - Technical assistance is also entrusted, but only at the end of the implementation period of the IPARD II programme.

Geographical area covered by the IPARD II programme

According to the Law on Territorial Organization of Montenegro, ("Official Gazette of Montenegro", no. 54/11, 26/12, 27/13, 62/13, 12/14, 03/16, and 31/17), the territory of Montenegro is divided into 24 local self-governments/municipalities, the Royal Capital and Capital City.

According to the Statistical Office of Montenegro (MONSTAT), Montenegro is one statistical region at all three levels of NUTS. The further division is into local administrative units: LAU1 (Local Administrative Unit 1) is equivalent to the Montenegrin Capital city of Podgorica, the Royal capital of Cetinje, and 24 municipalities, while LAU2 refers to settlements, of which there are a total of 1,307.

The IPARD II programme was intended for agricultural producers through Measure 1, processors through Measure 3, and farmers, processors, and other recipients living in rural areas through Measure 7.

IPARD II programme is implemented in all territory of Montenegro.

Implementation period of the Programme

The implementation of the Programme refers to the programming period 2014-2020, with the N+3 rule. At the end of the implementation, Montenegro was given an additional year to complete the contracted projects, with the final payment being in December 2024.

Legal basis and institutional framework

Montenegro is a candidate country as stated in Annex II of Regulation EC No. 1085/2006 (IPA Regulation). The European Council adopted the European Partnership with Montenegro on January 22, 2007.

The IPARD II programme 2014-2020 as a basis for the implementation of Council Regulation (EU) No. 231/2014 of the European Parliament and of the Council of March 11, 2014, 'Establishing the Instrument for Pre-Accession Assistance (IPA II)', was prepared by the Managing Authority and approved by Commission Decision C(2015) 5074 of July 20, 2015.

The European Council adopted Regulation No. 447/2014 on May 2, 2014, concerning special rules for the implementation of Regulation (EU) No. 231/2014 of the European Parliament and Council on the establishment of the Instrument for Pre-Accession Assistance (IPA II).

The Framework Agreement adopted by the Commission Decision C(2014) 6014 of August 27, 2014, and signed between the Commission and Montenegro on June 4, 2015, establishes the principles for the management and implementation of IPA support between the Commission and Montenegro.

The Sectoral Agreement was adopted by Decision of Commission C (2015) 1662 on March 18, 2015, and signed between the Commission and the Ministry of Agriculture, Forestry and Water Management on February 18, 2016.

The Financing Agreement was signed by NIPAC on November 17, 2017, and by the European Commission on December 4, 2017. The aim of this agreement is mainly focused on the financial obligations of the EU during the implementation of the IPARD II programme and establishes provisions for the entrustment of the budget implementation tasks for measures for the IPARD II programme.

The implementation of the IPARD II programme was carried out based on indirect management, in accordance with the Sectoral Agreement.

The structures, and bodies of the internal control system, as defined by Articles 10(1)(c) and 10(2) of the Framework Agreement, had an organizational structure that allowed for the execution of main functions regarding IPARD expenditures, as can be seen from table 2.

Table 2: Structure and bodies of the internal system with main functions for IPARD II programme

General functions	Specific functions	Management structure		Operating structure	
		NAO support office	National Fund	IPARD Agency	Managing Authority
Managing functions	Selection of measures				⊙
	Programme monitoring				⊙
	Management of the IPA II accounts and financial operations		⊙		
	Evaluation				⊙
	Reporting			⊙	⊙
	Coordination				⊙

Paying functions	Authorisation and control of commitments			⊙	
	Authorisation and control of payment			⊙	
	Execution of payments		(⊙) ¹²	⊙	
	Accounting for commitments and payments			⊙	
	Debt management		⊙	⊙	
	Treasury		⊙		
Implementing functions	Selection of projects		⊙	⊙	
	Publicity			⊙	⊙
	Provide assurance on the effective functioning of the internal control system	⊙			
Audit functions	Internal audit	⊙	⊙	⊙	

Source: Sectoral Agreement

One of the regular preparatory activities before the announcement of Public Calls for the IPARD II programme, which is of course also a legal obligation for the implementation of the measures of the IPARD II programme in accordance with the law on agriculture and rural development, was the adoption or amendments to the Regulation on the implementation and procedure for the use of funds from the EU pre-accession assistance instrument, which concerned the further specification and explanation of the criteria.

Progress in the EU accession process

The implementation of activities planned in the Action Plan for alignment with the EU legal Acquis has been progressing at its own dynamic.

Montenegro has gradually established an Integrated Administrative and Control System (IACS), which was also one of the criteria for closing chapter 11 - Agriculture and Rural Development. In this regard, a System for the Identification and Registration of Animals has been developed and improved; a software solution for the Farm Register (by December 31, 2024, 22,807 holdings were registered); a software solution for the Land Parcel Identification System - LPIS has been installed as a geospatial information system and digital orthophotos, where each registered parcel is identified by a unique number.

This has allowed the application submission to be significantly aligned with the requirements of the EU through a unified recipient application. During the application submission, a cross-check is conducted with all developed elements of the IACS system and relevant registries. An initial layer has been added to the LPIS where agricultural land is digitized according to its type of use.

This venture started with the implementation of a measure on the surface, respectively with organic production, but later it also included areas for olive groves, vineyards, and aromatic herbs, so that by the end of 2021, all arable land was covered except for meadows and pastures, where there were a total of 3,874 recipients, while by the end of 2024, the areas reached 119,176 hectares.

Through the Technical Support Project for assessing the capacity for introducing meadows and pastures into the Land Parcel Identification System (SIZEP) and selecting agro-ecological measures (MNE-MIDAS2-8820-ME-CQ-CS-20-1.1.4), criteria for GAEC and SMR conditions and their connection to the proposed measures have been suggested.

As part of the UNFAO project "Improvement of Technical Capacities for Establishing the FADN System in Montenegro", a completely new FADN software has been developed – an application for data collection, and then accounting data was collected from 32 representative agricultural holdings. The data collection was preceded by intensive training for officials administering the FADN system and for data collectors within the advisory department for crop production and livestock. Communication was established with the RICCA1 database of the European Commission and the collected data was validated.

¹² The function could be divided depending on the size, responsibilities, and other specific characteristics of the internal control system.

When it comes to cross-compliance mechanisms, they are not fully applied as prescribed by the Common Agricultural Policy. In plant production, it is mandatory to adhere to the principles of good agricultural practice, to regularly apply agrotechnical measures in crops, and to maintain good agricultural conditions of the land.

When it comes to livestock production, animals that are part of the support system must meet the condition of being marked with ear tags, being of known origin, registered in the Central Register of Farms and Animals, and that the animal holder keeps proper records, possesses passports for cattle, or conducts annual inventories of sheep and goats in accordance with the law, and that measures have been implemented on the animals as part of the Programme of Mandatory Health Protection Measures for Animals in the previous or current year. Farms are obliged to comply with the recommendations set out in the Code of Good Agricultural Practice in animal breeding and milk production.

Thus, the requirements for cross-compliance are being introduced gradually to allow agricultural producers to better prepare for their full implementation. These standards are overseen by the Food Safety, Veterinary and Phytosanitary Affairs Administration.

In June 2023, the Government of Montenegro adopted the Agriculture and Rural Development Strategy for 2023-2028 at the proposal of the Ministry of Agriculture, Forestry and Water Management, which establishes the directions for the development of agriculture and rural areas for the management of agricultural resources in a long-term sustainable manner, ensuring a stable supply of safe food that is acceptable in terms of quality and price while preserving the environment, enhancing the living standards of the population in rural areas and overall rural development, as well as strengthening the competitiveness of food producers.

During the year 2024, meadows and pastures were included in the SIZEP system, which contributed to an increase in the areas incorporated into the system, as well as the number of recipients. By the end of 2024, a total of 119,176 hectares is recorded, which represents a significant increase of 14,427 hectares compared to the year 2023.

The Register of Agricultural Holdings (Farm Register) as an important part of the IACS, provides unique identification for support recipients. The total number of registered agricultural holdings as of December 31, 2024, amounted to 22,807 individuals.

The implementation of CMO measures for beekeeping, school schemes, and wine has continued. A Decision on the implementation of school schemes for the 2023/24 and 2024/25 school years has been adopted, and a Public Call for suppliers of fruits, vegetables, milk, and dairy products has been announced. In cooperation with the Ministry of Education, in the second semester of the 2023/24 school year, the programme was implemented in 17 primary schools for younger grade students, while in the first semester of the 2024/25 school year, the Programme was implemented in 25 primary schools.

Also, for the first time, a Public Call has been issued and implemented for the execution of accompanying educational measures within the Programme for Improving Food Accessibility (fruits, vegetables, milk, and dairy products) for schools for the year 2024.

The Strategy for the Development of Agriculture and Rural Areas 2023-2028 supplements and builds upon the objectives of previous strategies and those outlined by the EU Common Agricultural Policy for the period 2022-2027, addressing opportunities and possibilities that have not yet been realized. It presents a vision and a plan for implementing a strategic transformation of agriculture and rural areas in Montenegro by 2028, which will be ensured through the implementation of a diverse range of activities and measures funded from national and EU budgets, as well as other forms of assistance (loans and grants), and establishes a framework that will enable Montenegro to make final adjustments to its alignment policy during the accession negotiations.

An Action Plan has been developed for the establishment of the IPARD Agency as an independent body and one of the criteria for closing chapter 11 and the IACS system through the UNOPS project.

The implementation of agrarian policy measures is carried out with the help of the regional office in Bijelo Polje (covering the municipalities of Bijelo Polje, Kolašin, and Mojkovac), which has been operational since 2020. The activities of this office include: registration and updating of data in the Register of Agricultural Holdings, registration and updating of data in the LPIS system, entering payment requests into the GSAA system for direct payment measures implemented by the Directorate for Payments; On-spot control of direct payments.

After completing the conceptual and main project, as well as the revision of the project documentation, a tender for the construction of the House of Agriculture in Berane has been prepared (which will cover the municipalities of Berane, Andrijevica, Plav, Gusinje, Rožaje, and Petnjica). The plan for 2024 includes the development of the main and revised project for the House of Agriculture in Pljevlja, but these activities are delayed. In this regard, the Supervision Contract has been extended until June 2026. All activities related to these regional offices are financed through the MIDAS II project.

The implementation of the IPA 2021 project "EU for Supporting the Agricultural Sector of Montenegro" is underway, for which the Financing Agreement was signed in 2022. The project consists of three components, and the total project budget amounts to 9 million EUR.

Component I of the project, amounting to 3.4 million EUR, is directed towards the areas of agriculture and rural development and consists of the following activities:

- Twinning project for officials of the Ministry of Agriculture, Forestry and Water Management for adjusting to Negotiation Chapter 11 and the Common Agricultural Policy;
- Creation of new ortho-photo maps for the LPIS and procurement of equipment for field work of the Directorate for Payments (future Payment Agency);
- Establishment of a Forestry Information System and procurement of equipment for the Forest Administration;
- Establishment of IT infrastructure for the implementation of the Common Market Organization (CMO): CMO, ISAMM, Register of Fruit and Vegetable Traders.

The project financed through the European Integration Fund (EIF), related to the development of tender documentation for the procurement of IPARD III accounting software, Client Registers, and the Phytosanitary Information System was completed in May 2024.

Funds for the procurement of software and hardware for accounting EU agricultural funds and client registry were approved on July 4, 2024, through the EIF 2024 project in the amount of 900,000 EUR EU grant funds. In December 2024, a Financing Agreement for EIF 2024 was signed by the European Commission and Montenegro, thereby creating conditions for the announcement of tenders.

In order to demonstrate long-term strategic planning, in accordance with the Strategy for the Development of Agriculture and Rural Areas (2023-2028), the Ministry of Agriculture, Forestry and Water Management is making efforts to develop project ideas that will be proposed through the upcoming IPA III programming years, specifically 2025-2027. According to the Strategy, the greatest challenges requiring EU support are highlighted as land management and land parcel consolidation. This project proposal, which relates to the reform of natural resource management, primarily supports the reform of the agricultural land management system and has been submitted as a new Strategic Response for IPA III, within the area of Good Governance and Climate Change Mitigation, Window 2, respectively the Action Document for the EU Reform Facility.

3. GENERAL CONDITIONS, SOCIAL AND BUSINESS ENVIRONMENT

Montenegro is located in Southeast Europe and has an area of 13,883 km², which represents 0.32% of the total area of the EU-27. The total length of land borders is 716.02 km². To the west and partially to the north, it borders Bosnia and Herzegovina (257 km² or 35.89% of the total land border); to the north and northeast with Serbia (170.76 km² or 23.84%) and Kosovo (77.91 km² or 10.88%), to the southeast with Albania (189.69 km² or 26.49%) and to the southwest with Croatia (20.04 km² or 2.79%). The length of the Adriatic Sea coastline is 293.5 km².

According to the agricultural census from 2024, we have 26,711 agricultural holdings. The area of utilized agricultural land is 248,234.2 hectares, which is 13.3% more compared to the year 2010.

There is a smaller number of cattle, sheep, and goats, but a larger number of poultry and pigs.

Table 3: Agricultural holdings per utilized agricultural area, number of animal and poultry

Indicator	National criteria Agricultural Census 2024.			National criteria Agricultural Census 2010.			EU criteria		
	2024	2010	Growth rate (%)	2024	2010	Growth rate (%)	2024	2010	Growth rate (%)
No of agricultural holdings	26,711	38,798	-31.2	30,284	48,870	-46	18,774	21,199	-11.4
Utilized agricultural land (with katuns and state land), ha	248,234.2	219,167.9	13.3	248,332.6	221,295.5	12.2	239,336.2	199,388.9	20.0
Cattle	68,600	80,134	-14.4	68,602	80,209	-14.4	66,642	71,236	-6.4
Sheeps	167,344	228,218	-26.7	167,360	229,037	-26.9	164,921	224,238	-26.5
Goats	28,184	34,363	-18	28,205	35,756	-21.2	26,942	31,122	-13.4
Swine	52,272	42,943	21.7	52,416	47,673	9.7	49,312	34,807	41.7
Poultry	1,361,403	603,831	125.5	1,362,452	620,802	119.1	1,324,516	557,637	137.5

Source: MONSTAT, Agricultural Census 2024

The number of agricultural holdings is 31.2% lower compared to the Agricultural Census from 2010 when taking the national criteria of the Agricultural Census 2024 into account compared to those from 2010. The number of cattle, sheep, and goats has decreased, while the swine and poultry sectors have recorded growth.

Table 4 shows the number of used agricultural land, livestock, poultry, and beehives. When it comes to livestock units, the highest number is in Nikšić with 24,269.8 LU, followed by Bijelo Polje with 14,125.2 LU, Pljevlja with 9,346 LU, Podgorica with 8,511 LU, Rožaje with 5,706 LU, Berane with 5,398 LU, Danilovgrad with 5,393.1 LU, etc.

There are the most cattle in Bijelo Polje, with 11,808 heads or 17.21% of the total cattle number in Montenegro, followed by Nikšić with 11,520 heads or 16.79%. These two municipalities make up 34% of the cattle in Montenegro.

Table 4: Number of agricultural holdings, utilizes agricultural land (without katuns and state land), number of animals, poultry and beehives per municipalities

Municipality /Indicator	No. of holdings	UAA, ha	Plowed land, ha	Perennial plantation, ha	Meadows& pastures, ha	Other, ha	LU	Cattle	Sheeps	Goats	Pigs	Poultry	Beehives
	1	2=3+4+5+6	3	4	5	6	7	8	9	10	11	12	13
Montenegro	26,711	126,614.2	8,542.1	9,434.8	107,605.6	1,031.7	106,622.0	68,600	167,344	28,184	52,272	1,361,403	113,794
Andrijevica	595	2,326.00	35.4	254.4	1,977.5	58.8	1,818.0	1,111	3,459	156	1,412	17,495	1,701
Bar	1,135	1,219.20	131.7	436.8	614.2	36.5	1,683.3	1,011	2,701	2,012	675	15,949	9,266
Berane	2,060	7,109.20	509.3	663.9	5,834.5	101.4	5,398.0	3,588	7,983	939	5,277	21,093	4,310
Bijelo Polje	3,933	19,949.80	1,405.90	1,529.00	16,843.9	171.1	14,125.2	11,808	20,426	1,296	5,195	93,278	7,906
Budva	156	145.1	16.4	52.8	71.1	4.6	460.4	163	413	710	832	1,797	2,359
Cetinje	306	384.3	12.1	34.5	327.3	10.3	1,127.7	752	1,635	1,292	487	5,672	4,960
Danilovgrad	1,138	4,027.60	582.2	122	3,272.0	51.4	5,393.1	2,105	9,337	1,678	4,601	101,871	4,003
Gusinje	239	1,622.40	176.5	29.5	1,408.6	7.9	1,087.0	1,033	2,203	68	32	2,083	1,057
Herceg Novi	286	294	30.4	67.4	191	5.3	1,459.0	401	867	786	570	58,148	2,620
Kolašin	569	2,987.50	93.4	167.4	2,705.2	21.3	2,056.0	1,499	4,868	469	520	8,062	1,747
Kotor	248	221.5	16.6	62.9	134.4	7.7	434.5	165	705	947	341	5,248	3,194
Mojkovac	999	3,694.70	79.9	182.3	3,391.0	41.5	2,380.4	1,844	4,095	344	1,156	20,703	1,850
Nikšić	3,187	15,631.50	1,038.90	274.9	14,207.5	110.2	24,269.8	11,520	26,755	8,778	10,308	613,263	12,971
Petnjica	664	4,425.10	286.2	132.9	3,983.6	22.4	3,563.2	3,406	7,219	396	14	5,702	1,908
Plav	795	3,162.20	92.8	117.7	2,936.1	15.5	2,577.5	2,281	4,936	384	771	7,016	3,557
Pljevlja	2,769	19,838.50	846.6	1,115.70	17,772.7	103.5	9,346.0	7,112	19,829	1,108	2,958	29,398	8,466
Plužine	396	4,429.20	15.6	73.8	4,323.0	16.7	2,617.5	2,066	7,315	612	331	4,070	1,803
Podgorica	2,186	7,665.10	399.5	2,848.40	4,302.4	114.7	8,511.0	2,309	9,372	2,433	11,995	224,161	25,088
Rožaje	1,216	6,701.00	200.3	43.7	6,424.7	32.3	5,706.0	5,730	4,825	331	89	60,336	4,551
Šavnik	305	6,107.20	56.1	31.6	6,004	15.6	3,289.7	2,301	12,078	767	472	4,113	1,756
Tivat	104	60.6	4.8	22.9	30.9	2	114.5	41	56	1,296	167	1,596	1,330
Tuzi	739	2,478.0	917.7	215.7	1,337.2	7.3	2,447.4	1,572	4,656	712	522	19,593	3,055
Ulcinj	1,351	2,852.40	305.2	790.4	1,714.1	42.6	2,658.0	1,826	6,197	198	335	16,112	3,082
Žabljak	426	7,006.40	251.6	8.1	6,737.5	9.2	1,957.3	1,655	4,591	212	325	5,615	534
Zeta	909	2,275.60	1,036.6	155.8	1,061.2	21.9	2,141.5	1,301	621	212	2,887	19,029	720

Source: MONSTAT, Agricultural Census 2024

Regarding sheep bridging, the most are in Nikšić, 26,755 heads or 15.98%, then in Bijelo Polje 20,426 heads or 12.20%, and in Pljevlja 19,829 heads or 11.84%. These three municipalities account for as much as 40.02% of the total number of sheep in Montenegro.

Table 5: Holder and manager by gender, age and size of the class of agricultural land use (without katuns and state land)

Indicator		Total	Size of class of agricultural land use (without katuns and state land)								
			Without land	< 0,10 ha	0,10 < 0,50 ha	0,50 < 1 ha	1 < 5 ha	5 < 10 ha	10 < 30 ha	30 < 50 ha	50 ha and more
Number of holders of agricultural holdings	woman	3,443	140	43	407	594	1,509	385	316	37	12
	man	23,183	1,183	215	2,565	3,711	9,613	2,860	2,561	312	163
Average age of holder		59	57	59	60	60	60	60	58	55	55
	woman	3,449	157	47	414	608	1,494	382	300	33	14

Number of manager of agricultural holdings	man	23,262	1,187	213	2,566	3,704	9,643	2,870	2,586	322	171
Average age of managers		59	59	59	60	59	59	59	58	54	54

Source: MONSTAT, Agricultural Census 2024

Table 6: Manager education according to the size of agricultural land

Indicator	Total	Size of class of agricultural land use (without katuns and state land)								
		Without land	< 0,10 ha	0,10 < 0,50 ha	0,50 < 1 ha	1 < 5 ha	5 < 10 ha	10 < 30 ha	30 < 50 ha	50 ha and more
Without school	335	z	z	21	61	147	49	43	6	z
Elementary school	5,210	83	32	377	633	2,320	822	823	79	41
Three-year high school	5,433	187	58	430	767	2,303	764	766	103	55
Four-year high school	11,390	734	129	1,408	2,017	4,625	1,243	1,027	139	68
Higher school	1,597	112	13	266	315	626	156	100	z	z
Faculty	2,530	203	20	436	471	1,040	206	119	18	17
Master	160	18	z	32	34	58	z	7	z	z
Doctor	56	z	z	10	14	18	6	z	-	-

Source: MONSTAT, Agricultural Census 2024

Table 7: Agricultural holdings per size of class of livestock unit

Indicator	Total	Size of class per livestock unit								
		Without animal	0 - 5	5 - 10	10 - 15	15 - 20	20 - 50	50 - 100	100 - 500	500 and more
Livestock unit	106,622	-	25,199.1	20,861.8	12,246.7	7,301.2	18,094.2	5,188.1	6,600	11,130.9
Cattle	68,600	-	17,495	16,449	9,737	5,772	12,732	3,173	3,242	-
Sheeps	167,344	-	25,273	34,122	24,502	16,376	47,220	13,753	6,098	-
Goats	28,184	-	7,528	6,068	2,877	2,621	6,351	1,763	976	-
Swine	52,272	-	18,270	9,317	4,450	2,293	5,609	1,183	2,386	8,764
Poultry	1,361,403	-	183,551	75,870	33,474	15,150	74,962	69,508	249,024	659,864

Source: MONSTAT, Agricultural Census 2024

Activities undertaken during and after COVID-19

During the year 2020, when Montenegro, like all other countries in the world, faced the Covid-19 pandemic, it experienced negative multiplicative effects on both the social and economic dimensions of life. Montenegro was forced to seriously restrict economic life in order to contain the coronavirus pandemic. Although it was the last country in Europe to register the first case of the disease (the first case of COVID-19 was officially confirmed on March 17, 2020), Montenegro began to close both economic and overall social life. Enterprises have obviously faced a decline in productivity due to decreased demand, lack of resources, and a shortage of employees. Some were forced to suspend their operations and maintain liquidity by using reserves. Global economic disruptions have manifested on both the supply and demand sides. This has greatly complicated the implementation of IPARD II programme projects.

The European Commission has published guidelines for adapting the implementation of the IPARD II programme within the pre-accession assistance instrument in the current crisis caused by the outbreak of the coronavirus. Aimed at candidate countries that benefit from this instrument (Albania, Montenegro, North Macedonia, Serbia, and Turkey), the guidelines

outlined short-term actions that allow flexibility in the implementation of IPARD, in order to support and protect recipients in the current context, while ensuring coherent action.

The guidelines covered three types of possible actions:

- actions that could be directly implemented by the national body,
- actions that the Commission should approve before they are implemented at the national level, and
- actions initiated by the Commission.

Regarding the actions that could have been directly undertaken by national authorities, the guidelines proposed the use of alternative means for on-site verification necessary for project approval, extension of deadlines for project implementation, introduction of electronic signatures, temporary suspension of other checks and controls, among other proposed actions. Measures that would require prior consultation and approval from the Commission before implementation included the possibility of expanding the list of eligible costs under the IPARD programme. Specifically, this means that recipients could use IPARD funds to purchase materials useful in the fight against the coronavirus. Other possible actions in this category included a temporary modification of the "four eyes principle" for on-site verifications. This means that instead of two controllers, one controller could visit the farm, respectively the project, and record the realized investment, which would then be verified and signed by the second controller. Similarly, when it comes to financial support, the policy applied to the deferred repayment of loans to individuals and businesses with all banks, microcredit institutions, and DBMN for a period of 90 days, covering all types of loans, including cash loans.

Similarly, the Commission also considered flexibility measures that the Commission would implement directly. This included enabling increased advance payments to project recipients by the IPARD Agency. Another measure, which could be applied on a case-by-case basis, is to suspend financial penalties when IPARD agencies do not adhere to the six-month payment deadline to project recipients.

Since the beginning of the operational period, the operating structure has been seriously working on simplifying procedures to make it easier for potential recipients to access IPARD support funds. Likewise, it has raised the issue of advance and interim payments as an additional incentive for farmers and processors to engage in the 'IPARD story', and of course, the VAT refund, which has been positively received by potential recipients.

Additionally, the post COVID-19 period has been quite unstable considering that prices have become very volatile, with prices even rising to unrealistic levels, which caused many IPARD projects to withdraw and not realize their planned investment. However, despite the aforementioned difficulties and challenges, IPARD did not stop and payments were regularly fulfilled.

4. MACROECONOMIC TRENDS, STRUCTURAL CHARACTERISTICS OF ECONOMY

The agriculture, forestry, and fisheries sector plays an important role in the economy of Montenegro. The contribution of agriculture, forestry, and trade to GDP (in %) of this sector varied from 6.7 in 2018 to 5.5 in 2023 during the implementation of IPARD II programme.

Table 8: Indicators for agricultural production in the implementation years of IPARD II programme

Indicator	2018	2019	2020	2021	2022	2023
GDP of agriculture, forestry and fish at current prices (000)	313,933	316,541	316,214	320,174	358,047	381,062
The contribution of agriculture, forestry, and trade to GDP (%)	6.7	6.4	7.6	6.5	6.0	5.5
Employment in the agriculture, forestry, and fishing sector						
Number of employees engaged in work	19,000	16,500	16,500	13,600	10,700	12,400
Share in total employment (%)	8.0	7.5	7.5	6.4	4.3	4.5

Source: MONSTAT, Statistical Office of Montenegro

There is a growing trend in foreign trade exchange of agricultural products. Montenegro is a net importer of food. The coverage of imports by exports is at a low level and in 2024 stood at 10.6%. The value of agricultural product imports in 2024 was 936.2 million EUR, accounting for 23.0% of total imports, while the export value was 99.7 million EUR, contributing 16.2% of total exports.

Table 9: Agricultural products store, by department standard international trade classification (SITC)

Indicator	2018	2019	2020	2021	2022	2023	2024
Export of agricultural products (in 000 EUR)	45,352	48,651	47,716	59,815	61,141	88,683	99,664
Percentage of the total amount of export (%)	11.3	11.7	13.0	13.7	8.7	13.2	16.2
Import of agricultural products (in 000 EUR)	518,298	556,219	455,105	568,238	755,418	895,908	936,172
Percentage of the total amount of import (%)	20.3	21.4	21.6	22.7	21.3	23.5	23.0
Trade balance of agricultural products (in 000 EUR)	-472,946	-507,567	-407,389	-508,238	-694,277	-807,226	-836,508
Coverage of imports by exports (%)	8.8	8.7	10.5	10.5	19.8	9.9	10.6

Source: MONSTAT, Statistical Office of Montenegro

The structure of products that are imported or exported has not changed significantly in recent years. The most commonly imported products are fresh meat, vegetables and fruits, grains and grain-based products, milk and dairy products, beverages, etc.

Table 10: Import of agricultural products by departments SITC¹³ (000 EUR)

SITC	2018	2019	2020	2021	2022	2023	2024
00 Live animals	24,348	27,130	24,254	30,978	41,741	48,372	47,032
01 Meat and processed meat	108,473	111,669	89,439	101,632	140,581	173,096	183,568
02 Milk production and eggs	52,482	54,858	43,097	54,774	76,483	85,345	92,779
03 Fish and processed fish products	19,041	20,995	10,503	18,522	25,564	31,926	33,177
04 Cereals and products of cereals	63,648	69,623	60,691	72,429	97,527	104,594	101,368
05 Fruit & Vegetable	69,455	76,317	62,292	71,980	90,254	112,863	118,472
06 Sugar, sugar products nad honey	10,554	10,584	9,522	11,743	16,083	18,415	19,683
07 Coffe, tea, cacao and spices	35,154	37,336	30,426	38,006	47,445	57,767	61,423
Animal feed (except for grains of wheat)	18,943	20,205	22,023	26,825	34,022	32,476	31,529
09 Various food products	41,201	45,673	42,901	52,550	66,437	80,066	83,426
11 Drinks	64,905	67,180	46,179	68,291	90,079	115,421	122,943
12 Tobacco and tobacco products	10,094	14,648	13,778	20,552	29,203	35,401	40,772

Source: MONSTAT, Statistical Office of Montenegro

In exports, the most significant sector besides beverages, among which vodka and wine are the main export products, has also been the export of meat products. The development of the meat industry in Montenegro has influenced a significant change in trends in foreign trade exchanges, in imports and exports.

Through the IPARD II programme, a total of 69 recipients in the meat sector have been supported, accounting for 9.22% of the total number of recipients, of which 35 recipients were through Measure 1 and 34 recipients through Measure 3, who have improved processing capacities. On the other hand, the opening of new processing capacities has influenced the strengthening of beverage exports.

¹³ Standard international trade classification

Table 11: Export of agricultural products by department SITC (000 EUR)

SITC	2018	2019	2020	2021	2022	2023	2024
00 Live animals	54	89	692	94	191	137	110
01 Meat and processed meat	10,796	13,557	15,530	17,520	26,030	30,510	38,184
02 Milk production and eggs	235	150	152	176	272	295	484
03 Fish and processed fish products	55	67	115	123	49	108	12
04 Cereals and products of cereals	605	491	527	981	880	765	997
05 Fruit & Vegetable	8,922	6,641	7,524	9,422	10,832	8,370	8,604
06 Sugar, sugar products and honey	70	94	78	97	518	615	444
07 Coffee, tea, cacao and spices	2,023	2,171	2,264	3,445	2,728	3,945	3,586
Animal feed (except for grains of wheat)	492	1,775	1,427	884	1,089	1,541	1,555
09 Various food products	428	362	326	239	453	489	477
11 Drinks	19,794	19,485	15,128	16,946	17,930	41,907	45,182
12 Tobacco and tobacco products	1,877	3,769	3,953	7,701	169	-	28

Source: MONSTAT, Statistical Office of Montenegro

5. PROGRESS IN IMPLEMENTING PRIORITY MEASURES OF THE PROGRAMME

The implementation of the IPARD II programme was conducted in accordance with the published public calls. During the implementation period of the IPARD II programme, 11 public calls were published.

Table 12: Number of Public calls per years

Year	Number of Public calls
2018	2
2019	1
2020	2
2021	2
2022	2
2023	2
Total	11

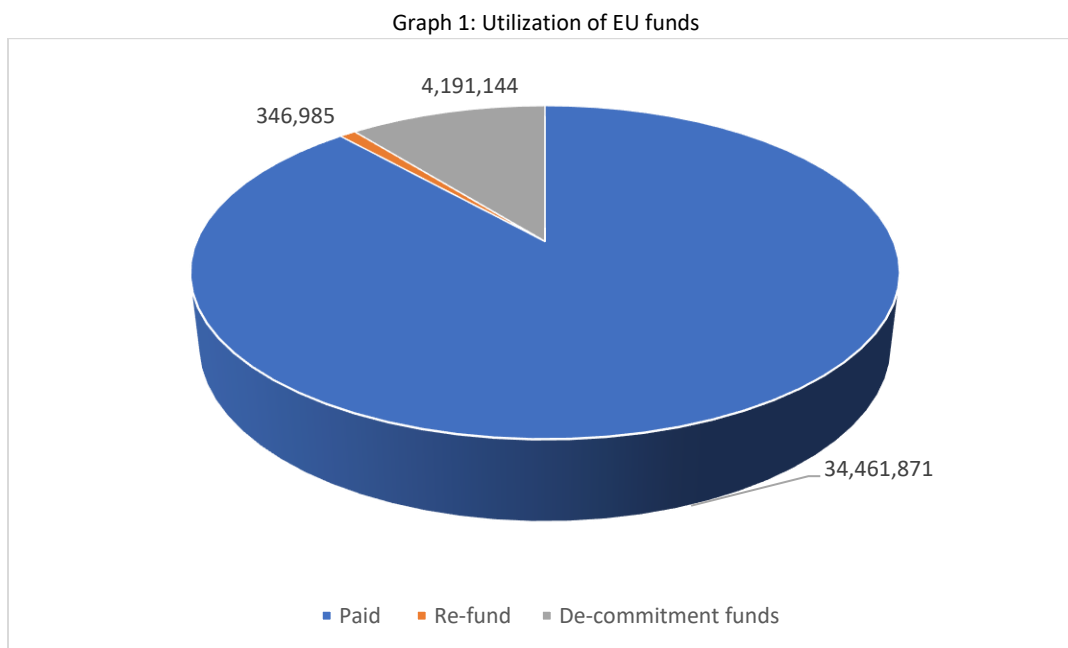
Source: Division for Monitoring and Evaluation of IPARD, MAFWM

Table 13: Duration of Public calls

Measure/Public call	Beginning	End	Extended
M1/I	1 March 2018	15 May 2018	
M3/I	16 May 2018	16 July 2018	
M3/II	4 September 2019	20 December 2019	
M1/II	24 February 2020	19 May 2020	19 August 2020
M3/III	20 December 2020	15 March 2021	15 April 2021
M7/I	23 June 2021	31 August 2021	30 September 2021
M1/III	10 November 2021	27 December 2021	
M3/IV	14 February 2022	30 March 2022	
M1/IV	14 March 2022	28 April 2022	
M3/V	6 February 2023	6 March 2023	
M1/V	15 May 2023	15 June 2023	

Source: Division for Monitoring and Evaluation of IPARD, MAFWM

A total of 748 projects have been funded with an amount of 34,808,856 EUR in EU funds and 11,602,954 EUR in national grant support, which totals 46,411,810 EUR in grant support. Considering the amount of 39,000,000 EUR that was available at the beginning of the implementation of the Programme, the result is that 89.25% of the available EU support funds have been spent.



Source: Division for Monitoring and Evaluation of IPARD, MAFWM

Implementation of Measure 1 – Investments on physical assets on agricultural holdings

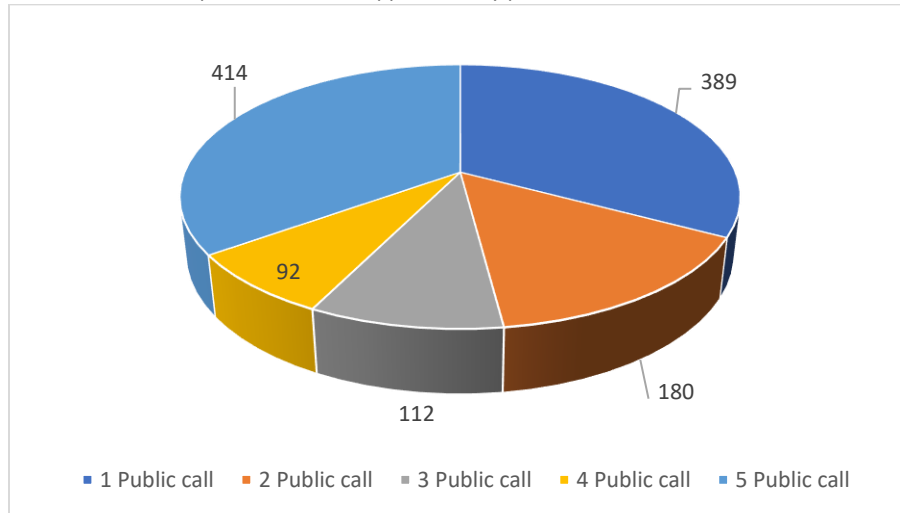
The publication of Public Calls through the IPARD II programme started with Measure 1 on March 1, 2018. During the implementation of the IPARD II programme, five (5) Public Calls were published. Through Measure 1, 1,187 applications were submitted, 777 projects were contracted, while 650 projects were paid out, which is 54% of the applied projects or 83.65% of the contracted projects. This percentage of paid projects through Measure 1 (only 54% of the applied ones) is due to the fact that the other projects did not meet the eligibility criteria prescribed by the Public Calls and for that reason were rejected.

Table 14: Implementation of Measure 1 per Public calls

Public call	Applied	Contracted	Paid
1 Public call	389	246	207
2 Public call	180	118	63
3 Public call	112	66	60
4 Public call	92	49	41
5 Public call	414	298	279
Total	1,187	777	650

Source: Division for Monitoring and Evaluation of IPARD, MAFWM

Graph 2: Number of application by public calls for Measure 1



Source: Division for Monitoring and Evaluation of IPARD, MAFWM

Data analysis per sector for Measure 1

The most applications were in the milk sector, with 591 applications or 49.78% of the total number of applications. Out of 591 applications, 434 projects were contracted, and 370 projects were paid out. Next is the fruit and vegetable sector with 406 applications or 34.20% of the total number of applications. The third sector with the most applications is the meat sector, with 77 applications, 49 contracted projects, and 35 paid projects.

Table 15: Implementation by sectors for Measure 1

Sector	Applied	Contracted	Paid	Public support	EU support	National support
Milk	591	434	370	11,426,676.76	8,570,006.83	2,856,669.90
Meat	77	49	35	2,413,750.54	1,810,311.67	603,438.87
Eggs	25	14	11	2,593,844.34	1,945,383.25	648,461.09
F&V	406	235	198	8,763,483.62	6,572,612.31	2,190,871.03
Viticulture	50	22	17	844,691.30	633,518.45	211,172.84
Olive	15	9	6	452,068.61	339,051.44	113,017.17
Beekeeping	17	11	10	207,612.22	155,709.16	51,903.06
Fishery & Aquaculture	6	3	3	52,937.07	39,702.78	13,234.27
Total	1,187	777	650	26,755,063	20,066,296	6,688,769

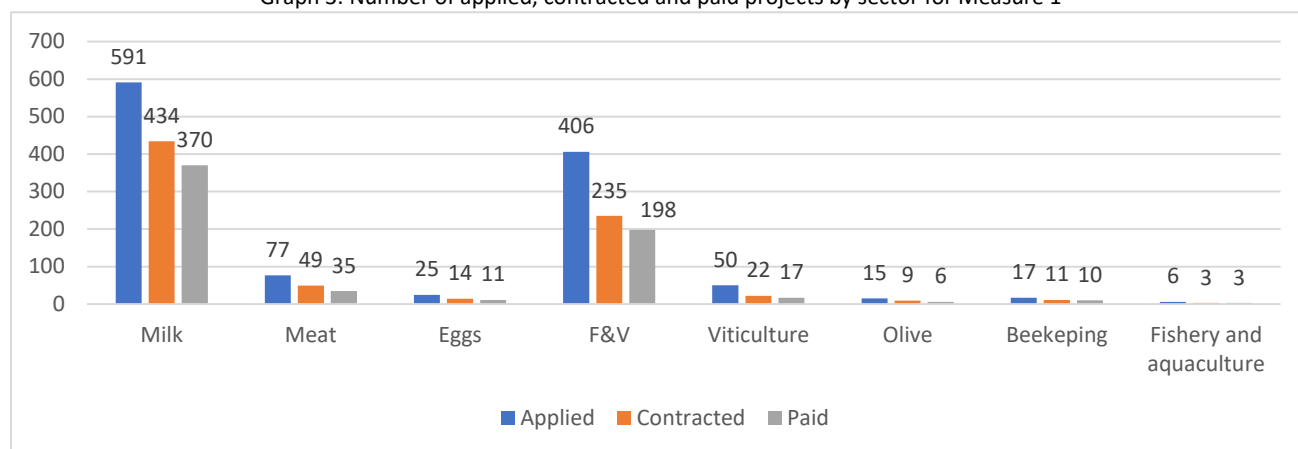
Source: Division for Monitoring and Evaluation of IPARD, MAFWM

The fourth sector is the wine growing sector with 50 applications, 22 contracted projects, and 17 paid projects. Next is the egg sector with 25 applications, 14 contracted projects, and 11 paid projects, the beekeeping sector with 17 applications, 11 contracted projects, and 10 paid projects, the olive growing sector with 15 applications, 9 contracted projects, and 6 paid projects, and the fisheries and aquaculture sector with 6 applications, 3 contracted projects, and 3 paid projects.

From table 15, it can also be concluded that the average public support project through Measure 1 amounts to 41,162 EUR. If calculated individually by sectors, the average value of support per project is as follows:

- Milk sector, 30,883 EUR,
- Meat sector, 68,964 EUR,
- Eggs sector, 235,804 EUR,
- F&V sector, 44,260 EUR,
- Viticulture sector, 49,688 EUR,
- Olive sector, 75,345 EUR,
- Beekeeping sector, 20,761 EUR, and
- Fishery & Aquaculture, 17,646 EUR.

Graph 3: Number of applied, contracted and paid projects by sector for Measure 1



Source: Division for Monitoring and Evaluation of IPARD, MAFWM

Table 16: Public support per Public calls by years for Measure 1

Measure/Year	2019	2020	2021	2022	2023	2024	2019-2024
	Public support						
1 Public call	398,376	4,151,571	1,847,877	727,502	-	22,089	7,148,415
2 Public call	-	-	693,034,25	2,270,374	346,449	-	3,309,857
3 Public call	-	-	-	625,455	1,982,941	467,137	3,075,532
4 Public call	-	-	-	104,396	1,319,328	1,192,977	2,616,701
5 Public call	-	-	-	-	-	10,604,558	10,604,558
Total for M1	398,376	4,151,571	2,541,911	3,727,726	3,648,718	12,188,160	26,755,643

Source: Division for Monitoring and Evaluation of IPARD, MAFWM

Analyzing table 16, it can be concluded that in 2019, only 1.48% of grant funds were disbursed, in 2020, 15.51%, in 2021, 10.43%, in 2022, 9.82%, in 2023, 13.80%, while in 2024, a record 45.18% or 12,088,289 EUR public support was disbursed.

The following table shows the disbursement of EU funds by year and the Public Calls of Measure 1 of the IPARD II programme.

Table 17: EU support per Public calls per year for Measure 1

Measure/Year	2019	2020	2021	2022	2023	2024	2019-2024
	EU support						
1 Public call	298,782	3,113,678	1,386,658	545,626	-	16,567	5,361,311
2 Public call	-	-	519,776	1,702,780	259,837	-	2,482,393
3 Public call	-	-	-	469,091	1,487,205	350,353	2,306,649
4 Public call	-	-	-	78,297	989,496	894,733	1,962,526
5 Public call	-	-	-	-	-	7,953,418	7,953,418
Total for M1	298,782	3,113,678	1,906,434	2,795,794	2,736,538	9,215,070	20,066,296

Source: Division for Monitoring and Evaluation of IPARD, MAFWM

Also, from table 17 it can be concluded that in 2024, 45.92% of EU grant support funds were disbursed, amounting to 9,215,070.10 EUR of EU support.

Regional distribution

When it comes to the regional distribution of support funds for Measure 1, the most funds went to the central region, specifically EU support of 10,360,116 EUR or public support of 13,813,488 EUR, which is 51.63% of the total amount paid out for Measure 1. Next is the northern region with 8,660,731 EUR of EU support or 11,547,646 EUR, which is 43.16% of the total amount paid out for Measure 1, while the least funds were paid out in the coastal region, 1,045,448 EUR of EU support or 1,393,930 EUR, which is 5.21% of the total amount paid out for Measure 1, as can also be seen in table 18.

Table 18: Regional distribution for Measure 1

Region	Northern region			Central region			Coastal region			Total	
	Public support	EU support	%	Public support	EU support	%	Public support	EU support	%	Public support	EU support
1 Public call	2,636,307	1,977,230	36.88	3,775,628	2,831,721	52.82	736,481	552,360	10.30	7,148,415	5,361,311
2 Public call	748,186	561,139	22.60	2,184,980	1,638,735	66.01	376,691	282,518	11.38	3,309,857	2,482,393
3 Public call	1,008,336	756,252	32.79	1,845,880	1,384,411	60.02	221,316	165,987	7.20	3,075,532	2,306,649
4 Public call	834,190	625,642	31.88	1,754,375	1,315,782	67.05	28,136	21,102	1.08	2,616,701	1,962,526
5 Public call	6,320,626	4,740,469	59.60	4,252,625	3,189,468	40.10	31,307	23,481	0.30	10,604,558	7,953,418
TOTAL	11,547,645	8,660,732	43.16	13,813,488	10,360,116	51.63	1,393,930	1,045,448	5.21	26,755,063	20,066,296

Source: Division for Monitoring and Evaluation of IPARD, MAFWM

However, if we look at the number of recipients, then we have a situation where the most recipients are from the northern region, respectively 398 recipients, we have 229 recipients in the central region, while there are 23 recipients in the coastal region.

Type of investments through Measure 1

When it comes to types of investments, Measure 1 has provided the highest payments for mechanization, amounting to 9,438,029 EUR for 466 recipients, as can be seen in table no. 19 below. This is followed by the procurement of mechanization and equipment, with 65 recipients receiving EU support amounting to 2,820,283 EUR. Next is purchase of equipment with 31 recipients and EU support amounting to 1,690,584 EUR, construction/reconstruction and equipment with 12 recipients and EU support amounting to 1,342,448 EUR, construction/reconstruction and equipment with 12 recipients and EU support of 1,342,448 EUR, etc. (see table 19).

Table 19: Type of procurements through Measure 1

Type of procurements	No. of recipients	Amount of EU support, EUR
Mechanization	466	9,438,029
Mechanization and equipment	65	2,820,383
Equipment	31	1,690,584
Construction/reconstruction and equipment	12	1,342,448
Construction/reconstruction	21	905,894
Equipment, seedlings, raising a plantation, vehicle	17	818,171
Construction/reconstruction, mechanization and equipment	8	676,735
Construction/reconstruction, and mechanization	9	457,873
Construction/reconstruction, mechanization, equipment and seedlings	2	379,893
Construction	3	314,556
Construction of greenhouse	3	289,565
Mechanization, equipment and seedling	2	278,452
Construction/reconstruction, mechanization, ground preparation and equipment	1	207,118
Procurement of seedlings and equipment, drilling of wells	1	135,518
Construction, mechanization and equipment	1	91,974
Construction/reconstruction, equipment and seedlings	2	64,907
Construction/reconstruction of greenhouses and equipment	1	64,555
Construction of greenhouses and mechanization	1	44,663
Mechanization and seedlings	1	22,780

Mechanization, equipment, vehicles and seedlings	1	8,994
Construction of a fence	1	7,715
Mechanization and Spatial Arrangement	1	5,491
Total	650	20,066,296

Source: Division for Monitoring and Evaluation of IPARD, MAFWM

The procurement of tractors through Measure 1 amounted to 6,070,227 EUR in EU support, 2,023,409 EUR in national support, or a total of 8,093,636 EUR in public support, where 464 recipients of IPARD II support acquired the tractors.

Table 20: Procurement of tractors by Public calls

Public call	EU support	National support	Public support	No. of recipients
1 Public call	1,113,541	371,180	1,484,722	162
2 Public call	422,618	140,873	563,490	36
3 Public call	570,181	190,060	760,241	37
4 Public call	344,440	114,813	459,254	20
5 Public call	3,619,447	1,206,482	4,825,929	209
Total	6,070,227	2,023,409	8,093,636	464

Source: Division for Monitoring and Evaluation of IPARD, MAFWM

62.3% from total number of paid projects are purchased tractors through IPARD II programme.

Young farmers of Measure 1

When it comes to young farmers, there were 154 recipients through Measure 1, as can be seen in table 21.

Tabela 21: Support of young farmers by public calls through Measure 1

Public call	EU support	National support	Public support	No. of recipients
1 Public call	49	1,875,331	625,111	2,500,442
2 Public call	17	562,196	187,399	749,594
3 Public call	16	1,060,057	353,352	1,413,409
4 Public call	16	988,106	329,369	1,317,475
5 Public call	56	2,213,255	737,752	2,951,008
Total	154	6,698,946	2,232,982	8,931,928

Source: Division for Monitoring and Evaluation of IPARD, MAFWM

Youth farmers through Measure 1 used 6,698,946 EUR of EU funds, which is 33.38% of the total amount of EU funds through Measure 1, or 19.24% of the total amount of paid grant support funds. When it comes to recipients, 171 of them account for 23.69% of recipients under Measure 1, or 20.58% of the total number of projects funded through the IPARD II programme.

Women recipients through Measure 1

The analysis below includes a table showing the use of support funds by women recipients through public calls under Measure 1.

Tabela 22: Support for woman by public calls through Measure 1

Public call	No. of recipients	EU support	National support	Public support
1 Public call	16	967,411	322,470	1,289,881
2 Public call	9	374,680	124,893	499,573
3 Public call	15	752,153	250,718	1,002,870
4 Public call	8	483,254	161,085	644,339
5 Public call	45	1,234,357	411,453	1,645,810
Total	93	3,811,855	1,270,619	5,082,474

Source: Division for Monitoring and Evaluation of IPARD, MAFWM

A total of 3,811,855 EUR of EU support funds has been disbursed for 93 female recipients, which is 18.99% of the total amount of EU support through Measure 1 or 1.09% of the total amount of EU support through the IPARD II programme.

Implementation of Measure 3 – Investments in physical assets concerning processing and marketing of agricultural and fish products

The implementation of Measure 3 began with the publication of the First Public Call on May 16, 2018. During the implementation of the IPARD II programme, five (5) public calls for Measure 3 were published.

The number of applications, contracted projects, and paid projects is provided in table 23.

Table 23: Implementation of Measure 3 by Public calls

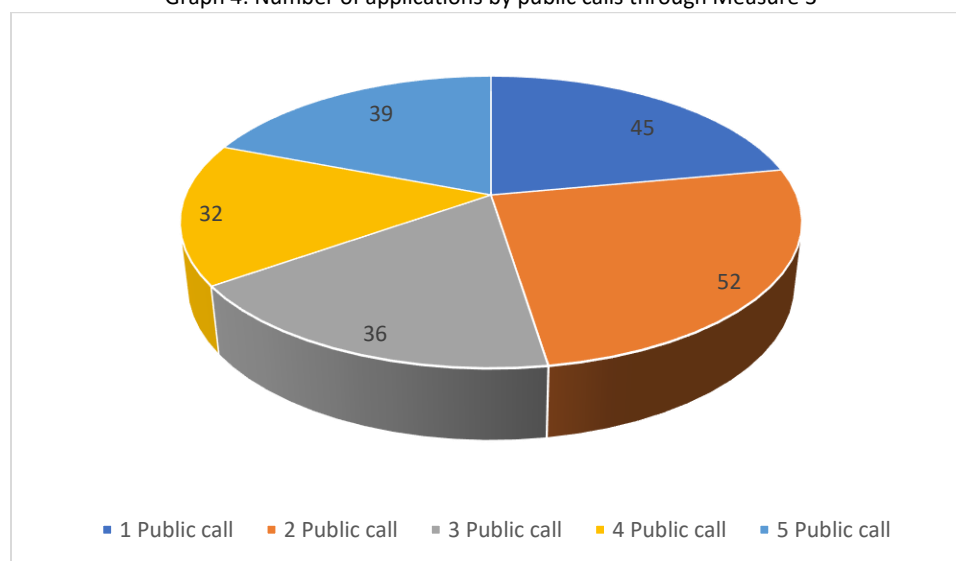
Public call	Applied	Contracted	Paid
1 Public call	45	20	13
2 Public call	52	26	15
3 Public call	38	23	12
4 Public call	32	20	14
5 Public call	39	29	27
Total	206	118	81

Source: Division for Monitoring and Evaluation of IPARD, MAFWM

A total of 206 projects applied through Measure 3, with 118 contracted, while 81 projects were paid out, which is 39.32% of the total number of applications or 68.64% of the contracted projects. This percentage of paid projects through Measure 3 (only 39.32% of those applied for) is due to the fact that the other projects did not meet the eligible criteria prescribed by the Public Call and for that reason were rejected.

The highest number of applications was through the 2nd Public Call, with 52 applications, but the most payments were made through the 5th Public Call, with 27 projects paid.

Graph 4: Number of applications by public calls through Measure 3



Source: Source: Division for Monitoring and Evaluation of IPARD, MAFWM

Data analysis per sectors for Measure 3

If we look at the number of applications, the largest number of applications came from the fruit and vegetable sector, with 63 applications, followed by the meat sector with 58 applications, the wine sector with 44 applications, the dairy sector with 25 applications, the olive oil sector with 10 applications, and finally, with the least applications (6), the fisheries and aquaculture sector.

Table 24: Implementation by sectors for Measure 3

Sector	Applied	Contracted	Paid	Public support	EU support	National support
Milk	25	13	6	684,195	513,147	171,049
Meat/slaughterhouse	58	39	34	8,399,553	6,299,665	2,099,888
F&V	63	40	24	5,732,543	4,299,407	1,433,136
Wine	44	22	14	2,786,348	2,089,761	696,587
Olive oil	10	4	3	818,890	614,168	204,723
Fishery & Aquaculture	6	0	0	0	0	0
Total	206	118	81	18,421,530	13,816,148	4,605,383

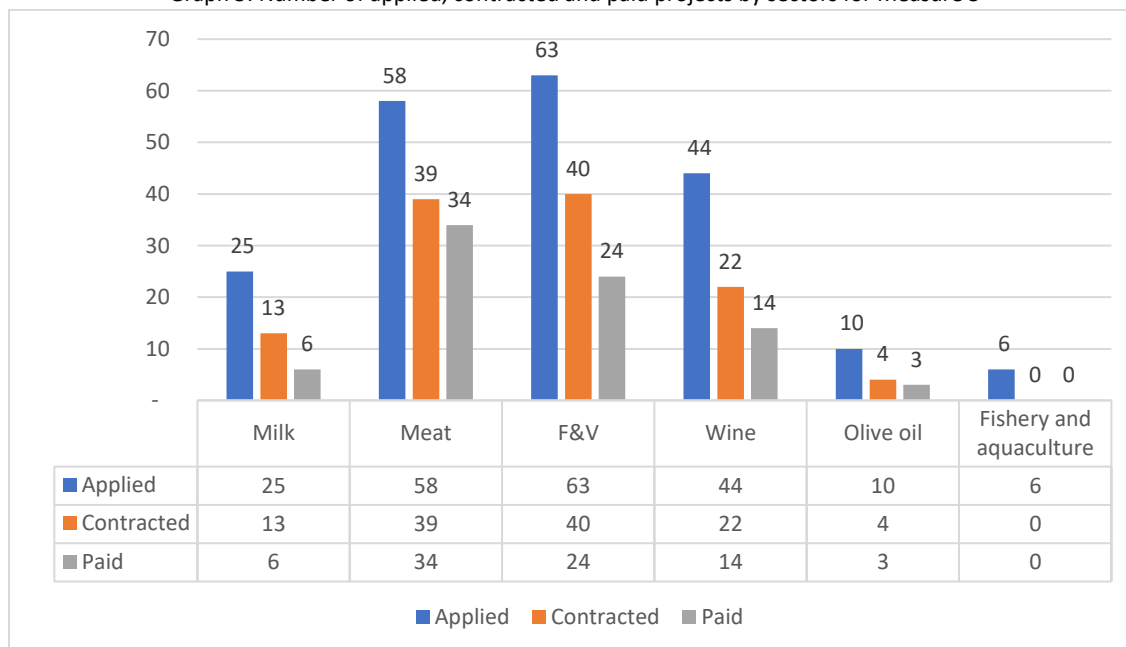
Source: Division for Monitoring and Evaluation of IPARD, MAFWM

However, the most projects were funded through the meat sector, with 34 projects receiving EU support amounting to 6,299,665 EUR, national support of 2,099,888 EUR, and public support totaling 8,399,553 EUR, which is 45.59% of the total amount of public support disbursed. Then, the next in line among the most utilized support measures is the fruit and vegetable sector, with EU support amounting to 4,299,407 EUR, national support of 1,433,136 EUR, and public support in amount of 5,732,543 EUR, which is 31.11% of the total amount of public support disbursed. Following this is the wine sector with 15.12% of the disbursed public support, the olive oil sector with 4.44%, and the milk processing sector with 3.71% of the total disbursed amount of public support.

The average amount of public support projects through Measure 3 amounts to 227,426 EUR. If calculated individually by sectors, the average project is as follows:

- Milk sector, 114,033 EUR,
- Meat sector, 247,046 EUR,
- F&V sector, 238,856 EUR,
- Wine sector, 199,025 EUR,
- Olive oil sector, 272,963 EUR.

Graph 5: Number of applied, contracted and paid projects by sectors for Measure 3



Source: Division for Monitoring and Evaluation of IPARD, MAFWM

Table 25: Public support by public calls by years for Measure 3

Year	2019	2020	2021	2022	2023	2024	2019-2024
Public call	Public support						Total
1 Public call	1,424,559	435,442	446,710	937,659	0	0	3,244,371
2 Public call	0	23,332	1,428,453	2,276,066	747,066	0	4,474,916
3 Public call	0	0	283,689	677,802	1,018,690	931,586	2,911,767
4 Public call	0	0	0	478,877	1,763,837	1,256,574	3,499,290
5 Public call	0	0	0	0	4,291,186	0	4,291,186
Total	1,424,559	458,774	2,158,852	4,370,406	7,820,779	2,188,160	18,421,530

Source: Division for Monitoring and Evaluation of IPARD, MAFWM

Through Measure 3, the most funds for support were disbursed during the year 2023, amounting to 7,820,779 EUR in public support, which is a percentage of 42.45%. It is followed by the year 2022 with public support of 4,370,406 EUR or 23.72%, etc.

Table 26: EU support by public calls by years for Measure 3

Year	2019	2020	2021	2022	2023	2024	2019-2024
Public call	EU support						Total
1 Public call	1,068,419	326,582	335,033	703,245	0	0	2,433,278
2 Public call	0	17,499	1,071,340	1,707,049	560,299	0	3,356,187
3 Public call	0	0	212,767	508,352	764,018	698,690	2,183,825
4 Public call	0	0	0	359,159	1,322,878	942,430	2,624,467
5 Public call	0	0	0	0	3,218,390	0	3,218,390
Total	1,068,419	344,081	1,619,139	3,277,805	5,865,584	1,641,120	13,816,149

Source: Division for Monitoring and Evaluation of IPARD, MAFWM

Similarly, regarding public support, the most EU funds were disbursed through Measure 3 during 2023, amounting to 5,865,584 EUR or 42.45%. Then comes the year 2022 with 3,277,805 EUR or 23.72%, etc.

Regional distribution

The regional distribution of grant support funds is as follows:

- 15 projects are paid in northern region,
- 64 projects are paid in central region, and
- 1 project is paid in coastal region.

The percentage of regional distribution of the use of funds for Measure 3 is 80.74% for the central region with 64 projects, 19.12% for the northern region with 15 projects, and 0.14% for the coastal region with one project.

Table 27: Regional distribution of support for Measure 3

Region	Northern region			Central region			Coastal region			TOTAL	
Public call	Public support	EU support	%	Public support	EU support	%	Public support	EU support	%	Public support	EU support
1 Public call	338,207	253,655	31.67	2,192,087	1,644,066	67.57	0	0	0	3,244,371	2,433,278
2 Public call	1,027,334	770,500	17.85	3,676,290	2,757,217	82.15	24,950	18,713	0.77	4,474,916	3,356,187
3 Public call	798,627	598,970	8.66	2,659,594	1,994,696	91.34	0	0	0	2,919,767	2,183,825
4 Public call	252,173	189,130	31.61	2,393,269	1,794,952	68.39	0	0	0	3,499,290	2,624,467
5 Public call	1,106,020	829,515	7.88	3,952,979	2,964,734	92.12	0	0	0	4,291,186	3,218,390
Total	3,522,360	2,641,770	19.12	14,874,220	11,155,665	80.74	24,950	18,713	0.14	18,421,530	13,816,148

Source: Division for Monitoring and Evaluation of IPARD, MAFWM

Type of investments through Measure 3

When it comes to the type of investment under Measure 3, the highest number of recipients is for the purchase of equipment, with 27 recipients, representing 25.69% of the total amount. However, more funds have been paid out for construction/reconstruction and equipment, totaling 3,736,345 EUR or 27.04%, but for fewer recipients, 15 in total. The second type of investment by the number of recipients, and third in the amount of paid funds, is the purchase of equipment and vehicles, amounting to 2,851,509 EUR, with a share of 20.63% of the total amount of EU support paid out (see table 28).

Table 28: Type of investments through Measure 3

Type of investments	No. of recipients	Amount of EU support, EUR
Construction	1	351,267
Construction and equipment	3	731,182
Construction/reconstruction	3	584,528
Construction/reconstruction and equipment	15	3,736,345
Mechanization and equipment	3	669,735
Equipment	27	3,549,389
Equipment and fotovoltaic panels	1	229,423
Equipment and construction	2	427,203
Equipment and vehicle	22	2,851,509
Equipment, mechanization and vehicle	1	337,083
Reconstruction and equipment	1	269,136
Vehicle	2	79,349
Total	81	13,816,148

Source: Division for Monitoring and Evaluation of IPARD, MAFWM

Young recipients of Measure 3

Out of 81 recipients through Measure 3, 27 are young recipients or 33.33%. Considering the EU support funds paid to young recipients through Measure 3 in the amount of 4,235,021 EUR, 30.65% of the support funds have been paid from the total disbursed amount for Measure 3 of 13,816,148 EUR.

Table 29: Support to young recipients by public calls for Measure 3

Public call	No. of recipients	EU support	National support	Public support
1 Public call	4	645,134	215,045	860,178
2 Public call	2	676,965	225,655	902,619
3 Public call	4	742,778	247,593	990,370
4 Public call	4	679,788	226,596	906,383
5 Public call	13	1,490,357	496,786	1,987,357
Total	27	4,235,021	1,411,674	5,646,694

Source: Division for Monitoring and Evaluation of IPARD, MAFWM

Women recipients of Measure 3

In the framework of Measure 3, there are also 28 women recipients, for whom an amount of 2,178,708 EUR has been paid, which is 34.56% of the total number of disbursed projects.

Table 30: Support for woman by public calls through Measure 3

Public call	No. of recipients	EU support	National support	Public support
1 Public call	1	24,973	8,324	33,298
2 Public call	8	517,441	172,480	689,921
3 Public call	3	286,173	95,391	381,564
4 Public call	7	753,983	251,328	1,005,310
5 Public call	9	596,139	198,713	794,852
Total	28	2,178,708	726,236	2,904,944

Source: Division for Monitoring and Evaluation of IPARD, MAFWM

The share of EU support amounting to 2,178,708 EUR, which has been paid to women recipients, is 15.76% in relation to the total EU amount of 13,816,148 EUR disbursed through Measure 3.

Implementation of Measure 7 – Farm diversification and business development

Data analysis

During the programming period 2014-2020, only one public call for Measure 7 was published. A total of 102 applications were submitted, 25 were contracted, while 17 projects were funded with public support amounts to 1,235,217 EUR and EU support amounts to 926,412 EUR. The average public support project through Measure 7 amounts to 72,660 EUR.

The regional distribution of paid projects is as follows:

- 15 projects are paid in northern region, and
- 2 projects are paid in central region.

Out of 17 recipients, three of recipients are women with EU support amounting to 213,478 EUR.

Project implementation period

As for the project implementation period, it is quite a long period from application to payment, respectively from contracting to the final payment.

Table 31: Project implementation period

Measure/Public call	No. of recipients	Number of days from application submission to the final payment	Number of days from project contracting to the final payment
M1	650		
M1/1 Public call	207	864	488
M1/2 Public call	63	693	516
M1/3 Public call	60	556	386
M1/4 Public call	41	577	363
M1/5 Public call	279	447	214
M3	81		
M3/1 Public call	13	1,033	861
M3/2 Public call	15	909	690
M3/3 Public call	8	908	673
M3/4 Public call	6	673	464
M3/5 Public call	27	281	188
M7	17		
M7/1 Public call	17	1,149	530

Source: Division for Monitoring and Evaluation of IPARD, MAFWM

From table 31 it is clear that as time went on, the project implementation period decreased, which actually means that the increase in the number of employees in the IPARD Agency was justified. Also, the 5th Public Calls through Measure 1 and Measure 3 were realized much faster than before, which could have affected the shorter implementation period of certain public calls, but also because they were intended for a single procurement, machinery (Measure 1) or equipment procurement (Measure 3).

Source of financing

Considering that it is a prerequisite for the recipient to realize the investment by securing financial resources before receiving grant support, recipients have been given certain incentives for obtaining funds by signing a new cooperation agreement between the Ministry of Agriculture, Forestry, and Water Management and the Development Bank (formerly the Investment and Development Fund) to deepen cooperation between the Ministry and this financial institution and to expedite the approval of loans for signatories of IPARD agreements. Regarding the financial resources of recipients, according to the data from the IPARD Agency, 32.21% of recipients utilized the option of obtaining loans for the planned investment, 12.43% used a partial loan and their own funds, while 55.34% of recipients financed the investment with their own resources, in most cases, due to the inability to obtain a loan.

Table 32: Type of financing of recipients

Measure	Loan	Loand and own fund	Own fund	Total
Measure 1	225	84	341	650
Measure 3	7	7	67	81
Measure 7	9	2	6	17
Total	241	93	414	748

Source: Division for Monitoring and Evaluation of IPARD, MAFWM

Regional distribution of grant support

The distribution of grant support funds, as shown in table 33, indicates that the most projects were supported in the northern region, totaling 429 with a total public support amount of 16,100,423 EUR or 34.69%. However, a higher public support amount of 28,892,508 EUR or 62.26% was disbursed to recipients in the central region, while the remaining portion of public support went to recipients in the coastal region, amounting to 1,418,880 EUR or 3.05% of the total public support through 24 recipients. The average project in the northern region in relation to the number of recipients and public support disbursed amounts to 37,530 EUR, in the central region it amounts to 97,941 EUR, while in the coastal region the average project amount is 59,120 EUR.

Table 33: Regional distribution of grant support

Measure	Public call	Northern region		Central region		Coastal region		Total	
		Public support	No. of recipients	Public support	No. of recipients	Public support	No. of recipients	Public support	No. of recipients
Measure 1	1 PC	2,636,307	125	3,775,628	73	736,481	9	7,148,414	207
	2 PC	748,186	32	2,184,980	25	376,691	6	3,309,857	63
	3 PC	1,008,338	28	1,845,880	26	221,316	6	3,075,534	60
	4 PC	834,190	20	1,754,375	20	28,136	1	2,616,701	41
	5 PC	6,320,626	193	4,252,625	85	31,307	1	10,604,558	279
Total		11,547,646	398	13,813,488	229	1,393,930	23	26,755,063	650
Measure 3	1 PC	1,027,334	3	2,192,087	9	24,950	1	3,244,371	13
	2 PC	798,627	2	3,676,290	13	0	0	4,474,916	15
	3 PC	252,173	2	2,659,594	10	0	0	2,911,767	8
	4 PC	1,106,020	2	2,393,269	12	0	0	3,499,290	6
	5 PC	338,207	7	2,952,979	20	0	0	4,291,186	27
Total		3,522,360	16	14,874,220	64	24,950	1	18,421,530	81
Measure 7	1 PC	1,030,417	15	204,800	2	0	0	1,235,216	17
Total		1,030,417	15	204,800	2	0	0	1,235,216	17
TOTAL	11 PC	16,100,423	429	28,892,508	295	1,418,880	24	46,411,810	748

Source: Division for Monitoring and Evaluation of IPARD, MAFWM

Young recipients

In accordance with the Sectoral Agreement, young recipients received support of 65% through Measure 1 and Measure 7. Through the IPARD II programme, 186 young recipients were supported, with public support amounting to 15,014,294 EUR, EU support amounting to 11,260,720 EUR, and national support amounting to 3,753,574 EUR.

The total percentage of public support for young recipients in relation to the total public support paid out is 24.36%.

The most support was paid out through Measure 1, an amount of 8,931,928 EUR of public support, then through Measure 3 an amount of 5,646,694 EUR, and the least through Measure 7 an amount of 435,672 EUR.

Table 34: Young recipients

Public call	EU support	National support	Public support	No. of recipients
Measure 1				
1 Public call	1,875,331	625,111	2,500,442	49
2 Public call	562,196	187,399	749,594	17
3 Public call	1,060,057	353,352	1,413,409	16
4 Public call	988,106	329,369	1,317,475	16
5 Public call	2,213,255	737,752	2,951,008	56
Total	6,698,946	2,232,982	8,931,928	154
Measure 3				
1 Public call	645,134	215,045	860,178	4
2 Public call	676,965	225,655	902,619	2
3 Public call	742,778	247,593	990,370	4
4 Public call	679,788	226,596	906,383	4
5 Public call	1,490,357	496,786	1,987,143	13
Total	4,235,021	1,411,674	5,646,694	27
Measure 7				
1 Public call	326,754	108,918	435,672	5
Total	326,754	108,918	435,672	5
TOTAL M1, M3 i M7	11,260,720	3,753,574	15,014,294	186

Source: Division for Monitoring and Evaluation of IPARD, MAFWM

Women recipients

Out of 748 recipients of the IPARD II programme, 126 are women, which is 16.84% of the total number of paid projects. If we look at the amount of paid EU funds to female recipients, we have EU support amounting to 6,319,516 EUR, or 18.15% of the total amount of paid EU support funds.

Table 35: Women support by public call through Measure 1, 3 and 7

Public call	No. of recipients	EU support	National support	Public support
1 Public call	16	967,411	322,470	1,289,881
2 Public call	9	374,680	124,893	499,573
3 Public call	15	752,153	250,718	1,002,870
4 Public call	8	483,254	161,085	644,339
5 Public call	45	1,234,357	411,453	1,645,810
Total	93	3,811,855	1,270,619	5,082,474
1 Public call	1	24,973	8,324	33,298
2 Public call	8	517,441	172,480	689,921
3 Public call	3	286,173	95,391	381,564
4 Public call	7	753,983	251,328	1,005,310
5 Public call	9	596,139	198,713	794,852
Total	28	2,178,708	726,236	2,904,944
1 Public call	5	328,953	109,651	438,604
Total	5	328,953	109,651	438,604
Total for Measure 1, 3 and 7	126	6,319,516	2,106,506	8,426,022

Source: Division for Monitoring and Evaluation of IPARD, MAFWM

Employment

One of the key indicators of the IPARD II programme was employment. A total of 427 people have been employed through the implementation of the IPARD II programme. Through version 1.0. of the IPARD II programme for Measure 3 was planned 120 new job created through supported projects and 50 new job created through Measure 7. After implementation of the IPARD II programme we have result as following:

- 105 are in primary production (Measure 1),
- 304 in the processing sector (Measure 3), and
- 18 people have been employed through rural tourism (Measure 7).

Considering the above, we can conclude that more new jobs were crated through Measure 3 than planned (253.33%), while Measure 7 has less new job created, respectively 36% of planned.

Introduction of Advance and Interim Payments

Advance payments

Since the Government of Montenegro adopted the Regulation on amendments to the Regulation on the realization and procedure for the use of funds from the European Union's pre-accession assistance Instrument (IPARD II programme) at the session of July 30, 2021 (published in the "Official Gazette of Montenegro" No. 91/21 on August 27, 2021), which introduced the possibility of advance payment for support recipients who signed a support agreement and began the realization of their investment. This option has greatly facilitated the financing of investments for agricultural producers.

The value of advance financing is 50% of the value of the support granted by the contract.

During the implementation period of the IPARD II programme 2019-2024, an advance payment of 5,737,438 EUR was made, with EU support amount to 4,303,077 EUR and national support amount to 1,434,361 EUR.

The introduction of advance and interim payments contributes to the faster realization of projects. The share of advance payment of the EU support grant funds amounts to 12.36%.

Table 36: Amount of advance payments

Measure/Public call	EU support	National support	Total eligible expenditures
Measure 1			
1 Public call	380,695	126,898	785,303
2 Public call	91,974	30,658	237,033
3 Public call	461,281	153,762	966,356
4 Public call	261,641	87,214	540,986
5 Public call	10,344	3,448	21,608
Total	1,205,935	401,980	2,551,285
Measure 3			
1 Public call	59,205	19,735	157,879
2 Public call	752,745	250,915	2,007,321
3 Public call	423,070	141,023	1,128,186
4 Public call	829,515	276,505	2,212,041
5 Public call	821,826	273,942	2,158,359
Total	2,886,361	962,120	7,663,786
Measure 7			
1 Public call	210,781	70,260	432,372
TOTAL M1, M3 & M7	4,303,077	1,434,361	10,647,444

Source: Division for Monitoring and Evaluation of IPARD, MAFWM

Interim payments

The Government of Montenegro, at its meeting on October 28, 2021, adopted a Regulation amending and supplementing the Regulation on the implementation and procedure for the use of funds from the European Union pre-accession assistance instrument (IPARD II programme) (published in the "Official Gazette of Montenegro" No. 118/21 of November 5, 2021), which introduced the possibility of interim payment for support recipients who have signed a support grant agreement and started the realization of their investment. A total of 4,093,813 EUR has been disbursed, of which the EU support funds amount to 3,070,363 EUR while the national co-financing amounts to 1,023,450 EUR (see table 37). The share of interim payment of grant EU support funds amounts to 8.82%.

Table 37: Amount of interim payments

Measure/Public call	EU support	National support	Toal eligible expenditures
Measure 1			
1 Public call	-	-	-
2 Public call	252,908	84,303	505,225
3 Public call	752,082	250,694	1,477,331
4 Public call	461,563	153,854	893,601
5 Public call	727,957	242,652	1,396,827
Total	2,194,510	731,503	2,926,013
Measure 3			
1 Public call	0	0	0
2 Public call	0	0	0
3 Public call	394,013	131,338	1,049,311
4 Public call	407,851	135,950	1,022,163
5 Public call	51,409	17,136	137,090
Total	853,272	284,424	2,208,563
Measure 7			
1 Public call	22,581	7,522.12	46,321
TOTAL M1, M3 & M7	3,070,363	1,023,450	5,180,897

Source: Division for Monitoring and Evaluation of IPARD, MAFWM

Extension of the use of financial resources for the IPARD budget for the year 2020 (n+4)

The Directorate for Management Structure requested in November 2023 from the Directorate for Agriculture of the European Commission (DG AGRI) an exemption from the "n+3" rule for the use of financial resources for the IPARD budget for the year 2020, respectively for Montenegro to be allowed to use the funds for the 2020 budget until the end of 2024, instead of until the end of 2023 (extension from n+3 to n+4). Therefore, an amount of 8,000,000 EUR was available to farmers and enterprises until the end of 2024.

De-commitment of unused EU funds

Funds that are not utilized according to the prescribed dynamics and the N+3 rule are considered withdrawn, in accordance with Article 34 of the Sectoral Agreement. During the implementation period of the IPARD II program, the unused amount of EU funds is 4,191,144 EUR, namely:

- for 2017 amount of 756,663 EUR,
- for 2018 amount of 975,933 EUR, and
- for 2020 amount of 2,458,549 EUR.

The utilization of available grant EU support amounting to 39,000,000 EUR, at the end of the implementation, was 89.25%, which is an excellent percentage of EU fund usage.

Recovery of paid funds

The amount of 462,647 EUR is the total amount of refunded funds paid through the IPARD II program. Through Measure 3, the refunded amount is 386,180 EUR, through Measure 3 the refunded amount is 76,034 EUR, while through Measure 7 the refunded amount is 433 EUR.

Regarding EU refunds, the situation is as following:

- through Measure 1 refund amounts 289,635 EUR,
- through Measure 3 refund amounts 57,025 EUR, and
- through Measure 7 refund amounts 325 EUR.

There are three projects that fully recovery the paid amount.

Table 38: Refund of paid funds (Public support: EU + National contribution)

Public call	Amount, Measure 1	Amount, Measure 3	Amount, Measure 7	TOTAL
1 Public call	121,768	945	433	123,146
2 Public call	2,843	5,678	0	268,521
3 Public call	1,569	61,382	0	62,951
4 Public call	0	8,028	0	8,028
5 Public call	0	0	0	0
Total	386,180	76,034	433	462,647

Source: Division for Monitoring and Evaluation of IPARD, MAFWM

Taking into account the total disbursed funds amounting to 34,808,856 EUR and the reimbursement of support funds in the amount of 346,985 EUR, we find that the recipients of the IPARD II programme were supported with a grant funds of 34,461,871 EUR.

6. TAKE STEPS OF THE MANAGING AUTHORITY, IPARD AGENCY AND THE IPARD MONITORING COMMITTEE IN ORDER TO CONFIRM THE QUALITY AND EFFECTIVENESS OF PROGRAMME IMPLEMENTATION

In order to carry out the IPARD II programme more efficiently, the MAFWM and Operating Structure (Managing Authority and IPARD Agency) has timely begun to address challenges, especially with technical bodies, where obtaining documents was significantly more difficult compared to the implementation period of the IPARD II programme, using experience during realization of the MIDAS and IPARD-like projects. In resolving these challenges, the MAFWM and the Operating Structure signed a memorandums of understanding as follows:

- Memorandum of Understanding between the Operating Structure (IPARD Agency) and the Environmental Protection Agency, 2016;
- Memorandum of Understanding between the Operating Structure (IPARD Agency) and the Food Safety Administration, Veterinary and Phytosanitary Affairs, 2017;
- Memorandum of Understanding between the MAFWM and the Investment Development Fund (IRF¹⁴), 2021; and
- Memorandum of Understanding between the MAFWM and the Ministry of Economic Development and Tourism, 20 June 2022.

Managing Authority

The Managing Authority was responsible for the preparation and implementation of the IPARD II programme in accordance with Annex 1 of the Sectoral Agreement. The Managing Authority performed its functions in order to effectively realize the IPARD II programme.

¹⁴ Investment bank of Montenegro

The Managing Authority was responsible for:

- (b) The preparation of the IPARD II programme, its amendments and supplements, including those at the request of the Commission;
- (c) Control and verification of measures defined by the IPARD II programme, in cooperation with the Paying Agency;
- (d) The selection of measures for each public call of the IPARD II programme and the timing of announcements, eligible conditions, and financial distribution by measure and by public call. Decisions have been made in cooperation with the IPARD Agency;
- (e) Ensuring that the appropriate national legal basis for the implementation of the IPARD II programme is in place and updated if necessary;
- (f) Assistance in the work of the IPARD II monitoring committee as mentioned in Article 52 of the Sectoral Agreement, particularly by providing the necessary documentation for quality monitoring of the implementation of the IPARD II programme.

The Managing Authority, in accordance with Clause 4(3)(a)(i) of Annex A of the Framework Agreement, established a reporting and information system for collecting financial and statistical information on the progress of the IPARD II programme, also based on information received from the IPARD Agency, and forwarded the same to the IPARD II monitoring committee, in line with the agreement between Montenegro and the Commission, using, where possible, computerized data exchange systems with the Commission and connected to the reporting and information system, which were required to be established by the NAO in accordance with Clause 2(4)(f) of Annex A of the Framework Agreement. The reporting and information system was intended to contribute to the implementation of the annual and final reports, in accordance with Article 59 of the Sectoral Agreement.

The Managing Authority proposed amendments and modifications to the IPARD II programme to the Commission, with a copy to NIPAC, after consultations with the IPARD Agency and following approval by the IPARD II monitoring committee. The Managing Authority was required to ensure that the relevant bodies were informed of the need to make administrative changes when such changes were necessary following the Commission's decision to amend the IPARD II programme.

The Managing Authority prepares an action plan for activities planned under the technical assistance measure every year, following the procedure, which is submitted to the IPARD II Monitoring Committee for approval, but this has not happened considering that Measure 9 was only accredited at the end of the programming period.

As described in Clause 4(3)(a)(iv) of Annex A of the Framework Agreement, the Managing Authority has created an Evaluation Plan in accordance with Article 56 of this Agreement. It was submitted to the IPARD II monitoring committee, as described in Article 52 of the Sector Agreement, no later than one year from its adoption by the Commission. The Evaluation Plan was intended to report to the IPARD II monitoring committee and the Commission on the progress made in the implementation of this plan.

The Managing Authority has adopted a Coherent Plan for visibility and communication activities in accordance with Article 24 of the Framework Agreement and has informed and consulted the Commission, taking into account the advice of the IPARD II monitoring committee. The plan particularly showed the initiatives undertaken and those that need to be undertaken regarding informing the public about the Community rules on the IPARD II programme and its results.

If part of these obligations is delegated to another body, the Management Authority retains all responsibility for the management and implementation of these obligations in accordance with the principles of financial management, but in the case of the implementation of the IPARD II programme, this did not happen.

From the very beginning of the implementation of the IPARD II programme, the Managing Authority was aware of its role and, in accordance with the responsibilities laid out in the Sectoral Agreement, fulfilled its obligations regarding programming, monitoring, evaluation, and reporting of the IPARD II programme.

Similarly, in order to include as many measures as possible in the implementation of the Programme, the Managing Authority continuously worked on this by improving absorption capacities through training, so that they could respond to current challenges. In this regard, the Managing Authority prepared the necessary documentation to obtain the trust for

the execution of the budget first for Measure 1 and Measure 3, which were initially accredited, then Measure 7, and finally at the end of the implementation period, Measure 9.

Programming

In order to make the best use of the grant support funds, the Division for Programming has actively and continuously fulfilled its obligations in accordance with the Sector Agreement and internal procedures (Guide on Programming Procedures for the IPARD II programme). Naturally, other stakeholders and interested Parties were also involved in this process, so that after version 1.0 of the IPARD II programme, adopted by Commission Decision C (2015) 5074 on July 20, 2015, the IPARD II programme was amended 7 times during its implementation, namely:

- Version 1.1 of the IPARD II programme, adopted by the EC in 2017,
- Version 1.2 of the IPARD II programme adopted by Commission Decision C (2019) 2799, on April 17, 2019,
- Version 1.3 of the IPARD II programme adopted by the EC on January 28, 2021,
- Version 1.4 of the IPARD II programme adopted by Commission Decision C (2022) 9703, from December 15, 2022,
- Version 1.5 of the IPARD II programme adopted by the EC on July 27, 2023,
- Version 1.6 of the IPARD II programme adopted by the European Commission on December 13, 2023, and
- Version 1.7 of the IPARD II programme adopted by the EC on December 10, 2024.

Montenegro informed the Commission on October 9, 2015, about the List of eligible expenditures for the following measures for the IPARD II programme:

- Measure 1: Investments in physical assets on agricultural holdings;
- Measure 3: Investments in physical assets concerning processing and marketing of agricultural and fish products.

On 15 October 2015, by letter ref.: Ares (2015)4313142, the Commission informed Montenegro about the acceptance of the List of Eligible Expenditures after reviewing it. Subsequently, auditor missions followed, and by fulfilling their recommendations, both for procedures and the established structure for the implementation of the IPARD II programme, the minimum conditions stated in Article 13 (4) of the Framework Agreement were met. In September 2019, NAO officially submitted a request for the delegation of budget execution tasks for Measure 7. In April 2020, the auditors of the European Commission sent a report with recommendations for the implementation of Measure 7. A letter approving the delegation of budget execution for Measure 7 was sent to DG AGRI on August 6, 2020, providing Montenegro with the opportunity to start announcing calls for that measure. The approval was under the condition that the Montenegrin authorities should implement their action plan for recruiting employees on a long-term basis and replacing the short-term contracts with long term ones. This condition was lifted (considered fulfilled) on 22 March 2023, by letter from DG AGRI.

Also, the amendments and supplements to the List of eligible expenditures for accredited measures and those prepared for accreditation were obligations to which the Programming Division responded successfully and, importantly, in a timely manner.

Monitoring and Evaluation

The monitoring and evaluation of the IPARD II programme was based on the "Commission's Guide regarding monitoring arrangements for the implementation of IPARD II," which tracked progress in relation to the common indicators related to the baseline situation such as inputs, outputs, and impact results of the IPARD II programme. The monitoring and evaluation system aimed to provide institutions and partners involved in the management of the IPARD II programme with reliable information about the results and impact of the Programme, so that they could make appropriate management decisions.

Monitoring and evaluation as a key management concept were based on the results of the implementation of the Programme, which represented a comprehensive system that broadly covered not only the review, analysis, and evaluation of the Program's implementation and the effectiveness of public support, but also the coordination of relevant administrative activities of the IPARD Agency through evaluation results.

Monitoring

At the beginning of the implementation of the IPARD II programme, the established monitoring system referred to activities between the Managing Authority and the IPARD Agency as stipulated in the Operational Agreement signed between the Managing Authority and the IPARD Agency. As a result, we had the following: "on the 10th of each month, the Managing Authority received data from the IPARD Agency for the previous month or period."

This was determined by deadlines, which led to difficulties during implementation, and it turned out that changes to the Monitoring system were needed, which have been made. This was also a finding of the auditor, and the necessary steps were taken to address this challenge, which resulted in the Managing Authority completing the monitoring tables, using the tables provided by the IPARD Agency.

However, in order to facilitate the monitoring of the IPARD II programme to a large extent, the Managing Authority proposed that software be developed for the needs of the Monitoring system, which had been established but unfortunately could not meet the challenges and needs of the Managing Authority. The monitoring system was a bottleneck throughout the entire implementation period of the IPARD II programme.

The monitoring system must be improved in order to track the efficiency and effectiveness of the implementation of the IPARD III programme, especially by monitoring costs by codes from the very application process, as only in this way can data on expenses and their continuity be tracked. Of course, the type of expenses is also very important for the improvement of eligible expenditures.

Evaluation

When it comes to the Evaluation of the Programme, of course, prior to the adoption of the Programme, an ex-ante evaluation of the IPARD II programme was conducted, in which employees of the Directorate for Monitoring and Evaluation of IPARD actively participated. Similarly, in accordance with the Sectoral Agreement, the Division for Monitoring and Evaluation of IPARD prepared the Evaluation Plan for the IPARD II programme.

During the implementation of the IPARD II programme, an *interim evaluation*¹⁵ was conducted (after the third year of Programme implementation, in 2021).

Also, in accordance with Article 58 of the Sectoral Agreement, activities for the ex-post evaluation will be timely implemented. Public announcement for submission of bids for the preparation of the ex-post evaluation report was published at the end of 2024. The company Earst & Young Idt has been selected for the preparation of the ex-post evaluation. The ex-post evaluation process is progressing as planned and will be adopted within the set timeframe in accordance with the Sectoral Agreement, no later than one year after the last disbursement of support funds under the IPARD II programme.

Coordination and public relations, implementation of the Communication Plan

After the successful completion of the accreditation process for Measure 1 and Measure 3 and the availability of 39,000,000 EUR in grant EU funds, the First press conference for the IPARD II programme was held in Danilovgrad on November 10, 2017.

In 2018, a separate website was established for the IPARD II programme (www.ipard.gov.me). On the mentioned website, interested parties can find all the necessary information about the IPARD II programme, as well as about the announced public calls. Additionally, frequently asked questions and answers regarding the published public calls have been posted, all aimed at making the information as clear, comprehensive, and accessible to as many potential recipients of support funds as well as the general public. In connection with the announcement of the Public Call, it was customary to organize a press conference for the media, at a representative agricultural producer, after which information campaigns followed in Montenegrin municipalities. Of course, after the information campaigns, advisory services remained available for additional

¹⁵ Summary of the Interim evaluation of the IPARD II programme is done in Annex III of FIR 2014-2020

information to potential recipients, so they organized subsequent informational lectures in smaller areas such as local communities or several local communities when necessary.

At the beginning of each year, the activity 'Open Door Days at the Directorate for Payments' is promoted in the premises of the Directorate for Payments/IPARD Agency, which was established with the aim of allowing agricultural producers and processors to become more familiar with all the procedures involved in the implementation of public calls for non-refundable support for investments through the IPARD II programme.

In order for the further implementation of the IPARD programme to be more successful, a workshop for consulting firms was organized on March 9, 2023, regarding the implementation of the IPARD programme, and the result of this meeting is a list of consultants who attended this workshop, which has been posted on the IPARD website. Due to a hacking attack that affected the Montenegrin administration during 2022, it was not technically possible to track the received information and questions on the website. For this reason, the ministry has taken actions to launch the newsletter "IPARD FOR YOU", which has proven to be very useful for all potential recipients and the wider public.

On March 31, 2023, the first newsletter about IPARD in Montenegro, "IPARD FOR YOU", was published. In 2023, four editions of this newsletter were published, which were posted on the IPARD website and sent via email to all municipalities, forwarded to all media outlets, and shared with all interested parties. Since then, this newsletter has been published quarterly.

A VIBER group/community of the Ministry has been established, and all necessary documentation for the announcement of public calls and other information relevant to agricultural producers continues to be shared there. As can be seen from table 39, 149 workshops were organized and held, which is almost 14 workshops per public call.

More than 4,000 agricultural producers and processors were present (3,823 signed the attendance list). A total of 2,000 guides, 3,200 flyers/brochures were printed, and 14 roll-ups were created. Also, in order to ensure greater transparency, the following indicators have been provided in table 39.

Table 39: Informative campaign for IPARD II programme

Measure 1	No. of workshops	No. of attendees	Guides	Liflets/Brochure	Roll -up
1 Public call	22	877	1,000		2
2 Public call	19	708	1,000	1,000	1
3 Public call	21	350			1
4 Public call	23	500		700	1
5 Public call	24	561		500	1
Total	109	2,996	2,000	2,200	6
Measure 3	No. of workshops	No. of attendees	Guides	Liflets/Brochure	Roll -up
1 Public call	9	79			2
2 Public call	3	90			1
3 Public call	3	80			1
4 Public call	3	100		500	1
5 Public call	3	142		500	1
Total	21	491		1,000	6
Measure 7	No. of workshops	No. of attendees	Guides	Liflets/Brochure	Roll -up
1 Public call	19	417			2
TOTAL	149	3,832	2,000	3,200	14

Source: Division for Coordination, PR and Public Relations, MAFWM

The number of TV reports, newspaper articles, and online posts is presented in table 40, which have significantly contributed to raising awareness among potential recipients in general about the IPARD II programme, as well as detailed clarifications regarding recipients, specific eligibility criteria, eligible costs, acceptable types of investments, etc.

Table 40: The number of TV segments, newspaper articles, and posts on portals

Year	TV report	Newspaper article	Portal
2018	61	190	234
2019	25	35	98
2020	60	81	187
2021	15	84	548
2022	32	73	410
2023	78	64	349
2024	154	105	558
Total	425	632	2,384

Source: Division for Coordination, PR and Public Relations, MAFWM

IPARD Agency

- (1) The IPARD Agency was assigned the functions and responsibilities in accordance with Annex 1 of the Sectoral Agreement.

In accordance with Article 10(1) of the FWA, it was responsible for

- (k) providing a confirmation to the Managing Authority on the controllability and verifiability of the measures in the IPARD II programme;
 - (l) making calls for applications and the publicising terms and conditions for eligibility with prior agreement with the Managing Authority, on the issues raised in Article 8(2)(c) of this Agreement;
 - (m) selecting the projects to be implemented;
 - (n) laying down contractual obligations in writing between the IPARD Agency and the recipients including information on possible sanctions in the event of non-compliance with these obligations and, where necessary, the issue of approval to commence work. The IPARD Agency may continue to contract or enter into commitments under this Agreement for a specific measure up to the date when Montenegro starts to contract or to enter into commitments for this measure under any successor IPARD II programme;
 - (o) follow-up action to ensure progress of projects being implemented;
 - (p) reporting of progress of measures being implemented, against indicators;
 - (q) ensuring that the recipient is made aware of the Union's contribution to the project;
 - (r) ensuring irregularities reporting at national level;
 - (s) ensuring that the National Authorizing Officer, the management structure and the Managing Authority receive all information for them to perform their tasks;
 - (t) ensuring compliance with the obligations concerning publicity referred to in Article 23 of the Framework Agreement.
- (2) In respect of investments in infrastructure projects of a type that would normally be expected to generate substantial net revenue, the IPARD Agency shall assess, prior to entering into contractual arrangements with a potential recipient, whether the project is of this type. Where it can be concluded that it is, the IPARD Agency shall ensure that the public aid from all sources does not exceed 50% of total costs related to the project and considered as eligible for Union co-financing.
 - (3) The IPARD Agency shall ensure that for any project under the IPARD II programme the accumulation of public aid granted from all sources does not exceed the maximum ceilings for public expenditure set out in Article 32.

At the beginning of the implementation of the Programme, the IPARD Agency faced numerous challenges, both absorption and functional. However, as the implementation of the Programme progressed, the initial challenges were minimized, employees were trained on the job, and thus, year by year, the amount of granted grant support increased. It should be mentioned that at the beginning of the implementation of the IPARD II programme, the experience from the MIDAS project greatly helped, particularly the implementation of the IPARD-like project. It should be mentioned that the IPARD Agency, at the beginning of the implementation of the IPARD II programme in 2018, had around 35 employees, and in 2019, it hired 19 new employees. During 2020, 23 officials were employed on a permanent basis (of which nine employees were temporary from 2019). In 2021, 15 officials were employed under a service contract, while five officials were employed on a permanent basis. In 2022, the IPARD Agency hired another 11 officials on a permanent basis, while three officials were

engaged under service contracts. During the year 2022, there was a termination of employment for two officials who were employed on a permanent basis and one engaged under a work contract. In 2023, 20 more officials were engaged, and 9 officials who had previously been employed under a work contract were hired on a permanent basis. At the end of the implementation of the IPARD II programme, the IPARD Agency counted 88 employed officials, of which 78 were employed on a permanent basis, while 10 officials were employed under a work contract. As the implementation period progressed, the IPARD Agency managed to cope with the challenges that arose, and what is considered very positive for the overall operational structure is that in 2024, it succeeded in exceeding the figure of 11.7 million EUR disbursed EU funds, which is the highest amount of EU funds disbursed during a single year of implementing IPARD II in Montenegro.

The IPARD Agency managed to carry out in total 2,550 administrative controls, 1,495 administrative controls for the first administrative check and 1,055 administrative controls for amendment of projects, 2,135 on-spot controls, contracted 920 projects, and successfully issued payment decisions for 748 recipients of the IPARD II programme.

Table 41: Number of activities by years of IPARD Agency

Aktivitijs	2018	2019	2020	2021	2022	2023	2024	Total
Administrative control	370	421	252	137	237	453	680	2,550
Notice of Supplement	324	47	185	84	136	232	180	1,188
On-spot control	37	252	99	105	598	468	576	2,135
Call for submission of offers		86	192	53	185	22	375	913
Contracting	12	253	87	77	122	70	299	920
Economic analysis	39	39	39	39	40	373	207	776
Change in the reality of prices						367	505	872
Decisions on refusals		5	17	65	38	25	143	293
Decisions on contract termination			21	13	1	41	83	159
Decision on Suspension			726	7	28	7	9	776
Change of project			164	155	90	139	507	1,055
Certificate of exemption from VAT payment						263	388	651
Request for payment	0	46	143	52	87	153	437	918
Decisions on payment	0	8	161	48	86	113	332	748
Ex-post control	0	0	0	4	66	36	43	149

Source: Division for Monitoring and Evaluation of IPARD, MAFWM

Overview of the results of the control conducted by measure and detected irregularities

A total of 34 cases of irregularities occurred during the implementation period of the IPARD II programme. Out of this number, 30 cases are of a financial nature, of which a resolution for recovery has been made for 18 cases and the recipients have returned the funds.

7. MAIN ACTIVITIES OF THE MANAGEMENT STRUCTURE

Introduction

This comprehensive report outlines the management, implementation, and financial performance of the IPARD II Programme in Montenegro, which was implemented during the period 2014 - 2020. It consolidates all key aspects of the programme's functioning, including the internal control assessments, risk management activities, operational successes and challenges, as well as the financial outcomes.

Implementation activities

The implementation of the IPARD II programme in Montenegro has been structured around multiple operational measures aimed at improving rural development, agriculture, and enhancing the capacity of local recipients. Key measures under the Programme included Measure 1 (Investments in physical assets on agricultural holdings), Measure 3 (Investments in physical assets concerning processing and marketing of agricultural and fish products), and Measure 7 (Farm Diversification and business development).

Throughout the Programme, public calls were published under these measures, and the Ministry of Agriculture, Forestry and Water Management (MAFWM) played a key role in ensuring that eligible applicants were properly supported, respectively the IPARD Agency. Along with the payment request submitted to the IPARD Agency/Directorate for payments,

the recipient must submit detailed documentation justifying the justification of the costs. The IPARD Agency/Directorate for Payments is responsible for verifying the reality and validity of the costs.

The activities of the IPARD II Operating Structure (OS) were coordinated by the National Authorising Officer (NAO), who ensured that the actions undertaken were in line with EU regulations and best practices. Significant achievements included the processing of numerous applications, granting of funds, and the execution of on-the-spot checks (OTSC) to ensure compliance with the programme's conditions. Each verification was followed by necessary corrective measure.

The Montenegrin authorities maintained regular quarterly reporting to DG AGRI during previous period with comprehensive information on the Action Plan prepared for the purpose provided in quarterly basis. The regular quarterly reporting to DG AGRI:

- provided detailed responses to all technical and operational queries,
- included substantial supporting documentation and evidence,
- demonstrated significant progress in addressing identified deficiencies.

During this period, national authorities dedicated substantial effort to enhance administrative and staff capacities within the IPARD II OS. This included strengthening the organizational framework of the Ministry of Agriculture, Forestry and Water Management, with particular attention to internal duty segregation and monitoring of key risk indicators.

Following the extension of the N+3 to N+4 rule for the 2020 budgetary allocation granted in December 2023, Montenegro successfully managed fund disbursement throughout 2024.

To address challenges such as high rejection rates for Measure 1 and Measure 3 applications and potential de-commitment risks, the authorities implemented several strategic improvements. These included:

- Streamlining documentation processes through official channels;
- Implementing VAT exemption procedures for IPARD applicants;
- Providing detailed guidance on common application errors.

In response to this extension, the IPARD authorities reported on a quarterly basis on measures implemented as outlined in the comprehensive Action Plan for specific measures to mitigate de-commitment risks for the 2020 allocation. This plan represented Montenegro's commitment to efficient programme implementation and demonstrated the cohesive approach among all stakeholders involved in the IPARD II programme accomplishment. Also, quarterly reporting includes information to the EC about HR policy, staff capacities, as well as improvement regarding the recommendation given for information security policy¹⁶.

The National Authorising Officer (NAO) has maintained a structured and proactive line of communication with the European Commission, particularly DG AGRI, throughout the process of preparing for the accreditation of specific measures also and successfully completing recommendations. This engagement beside Quarterly Progress Reports, has included, formal correspondences and technical submissions, joint planning and agreements on reallocation, coordinated submission of key documentation, answer to the clarifications provided and exchange of assurances and legal finalization, participating to monitoring committees, ensuring successful verification missions of DG AGRI etc.

Financial management activities

Throughout the entire duration of the Programme, regular activities related to the financial management of the IPARD II were continuously implemented. Namely, quarterly declarations of expenditures and revenues (D1) and annual declarations of accounts (D2) were regularly prepared and submitted to the European Commission starting from 2019, when the first payment was processed. At the level of the Programme, from its beginning, respectively from the signature of the Financing Agreement till the end of 2024, the European Commission has paid in total cca. 35 million EUR (including pre-financing payments under the Programme, in the amount of 6.9 million EUR), which represent cca. 90% of the total initial available

¹⁶ ISO standard 27002-information security, cyber security and privacy protection – information security control

EU contribution under IPARD II programme, respectively cca. 94% of the total revised available EU contribution under IPARD II programme).

Throughout the entire implementation period, the IPARD Agency submitted 171 requests for transfer of EU part of funds (under Measures 1, 3 and 7), amounting to cca. 34.8 million EUR of the EU support, out of which cca. 20.1 million EUR were related to Measure 1, cca. 13.8 million EUR to Measure 3 and cca 0.9 million EUR to Measure 7. Over the years, all types of payments were used (advance, interim and final), which increased the absorption of funds. All submitted requests were approved by the NAO/Managing Authority and the transfers were executed.

N+3/N+4 rules

Under IPARD II programme exception from n+3 rule was granted, in order to reach absorption and avoid de-commitment. Despite granting n+4 rule, for allocations 2017 and 2018, de-commitment occurred. For the last yearly allocation under IPARD II programme, 2020, n+4 rule was granted as well, with final deadline for disbursement 31/12/2024. Taking into account target to be spent during 2024 (allocation 2020 and received pre-financing payments by the EC). during 2024 national authorities were focused on mitigation of risk on de-commitment, respectively disbursement of available funds. At the end of year de-commitment occurred, in the amount of cca. 2.5 million EUR.

It should be noted that originally available funds under IPARD II programme were in the amount of 39 million EUR (EU part of financing). Bearing in mind that de-commitment occurred at the end of 2021 (for allocation 2017) and at the end of 2022 (for allocation 2018), amount available to Montenegro is decreased and new available amount was cca. 37.2 million EUR.

In conclusion, it should be noted that no de-commitment occurred for allocations 2015, 2016 and 2019, while de-commitment occurred for allocations 2017, 2018 and 2020 however absorption at the level of IPARD II programme can be treated as high.

Risk management

Risk management activity should be understood as an on-going, preventive, proactive and cyclical activity undertaken in different phases of institution operation for the purpose to contribute to the success of institutional mission and secure successful implementation of IPA II at programme, action or project and contract level. The Risk management includes different activities like identifying, assessing, prioritizing risks, planning, implementation and review of mitigating or corrective actions as well as in advance planning and control. Conceptually, five steps of the general Risk management model are intended to provide a common Risk management approach:

1. identification of objectives, inherent risks and functional areas to which the risks relate;
2. risk assessment;
3. selection of risk response;
4. implementation of risk response;
5. monitoring and reporting/ Follow up.

A Risk Management Panel (RMP) is set up in order to bring together the RMs of the bodies constituting the internal control system for IPA II.

The RMP is chaired by the RC. The duties of the RMP are:

- The RMP should be primarily concerned with institutional concepts of the Risk management including performance of the tasks for protection of financial interests of the Union;
- Discuss and re-evaluate, if considered necessary the risks in regular or ad hoc RMP meetings and inform management and the NAO about identified risks and propose efficient measures for their prevention and mitigation;
- Apply prompt and most effective remedial actions if the risks are easy to be remedied.

The identification, management, and mitigation of risks played a significant role in ensuring the success of the IPARD II programme. Montenegrin authorities established a comprehensive Risk Management Framework, which included Key Risk

Indicators (KRIs). These panels, held twice annually, helped assess the risks within the Operating Structure and determined necessary mitigation strategies.

Most critical risks identified during the implementation of the programme which occurred were related to administrative capacity, delays in payments, and challenges in ensuring accurate and timely reporting. However, through close coordination between the NAO and all responsible IPA bodies, these risks were mitigated timely, leading to continuous improvements in the overall system functioning. Furthermore, the IPARD Agency worked with external auditors and internal teams to continuously monitor and mitigate fraud risks.

The Management Structure's risk assessment for 2024 provides valuable insights into the organization's operational dynamics and areas for enhancement. The staffing situation shows ongoing development with notable progress in recruitment. During the reporting period, the Management Structure successfully integrated four long-term positions across various divisions (DAA, DEAP, and DIACS) and engaged five temporary positions through TEC. While the current staffing rate of 61.11% indicates room for growth toward the target of 85%, this reflects the organization's transition period during reorganization. The process has been influenced by the broader context of public administration recruitment procedures.

Regarding professional development, the training completion rate of 48.89% represents the organization's commitment to staff development, though with some technical challenges. The implementation of training programmes has been adaptable, accommodating both organisation plans and individual development needs. The IPARD Agency has been working on resolving technical aspects of the KIS (personnel information system) to better track and facilitate training participation. Work plan implementation for IPARD Agency reached 63.93%, reflecting the complex nature of the organization's activities, while for the IPARD Managing Authority was 90%. Many initiatives are continuous in nature, making completion rates challenging to measure in traditional terms. The implementation rate also reflects the strategic timing of IPARD III contract signings and careful preparation for upcoming IPARD III measures. When it comes to the Managing Authority there were no identified deviations from indicators/results and targets setted.

A particular focus was given to monitoring the risks associated with de-commitment, with an adequate action plan implemented to prevent any loss of EU funds. This included strict management of payment deadlines, improvements in the application process, and effective communication with the European Commission to ensure that funds were used efficiently.

The systematic monitoring and evaluation of Key Performance Indicators (KPIs) represents a crucial mechanism for ensuring effective management and implementation of the IPARD II programme. During 2024 the National Authorizing Officer Support Office (NAOSO) has significantly enhanced the KPI framework by streamlining and simplifying the reporting process, enabling more efficient monitoring and decision-making.

With abovementioned, the Contracting Rate, which measures the ratio between contracted amounts and total allocated funds, has consistently exceeded the established target of 100%. Current performance shows results ranging from 102% to 109% across measures. This overachievement is particularly notable in Measure 1, where the Ministry of Agriculture, Forestry and Water Management secured specific approval from the Government of Montenegro for overcontracting in the First and Fifth public calls. Similarly, Measures 3 and Measure 7 show higher contracting rates due to the calculation being based on the initial IPARD II programme allocation (version 1.7) rather than the specific public call budgets. This robust contracting performance demonstrates strong absorption capacity and effective budget utilization. When it comes to the Disbursement Rate, measuring the relationship between disbursed amounts and total allocated funds, shows exceptional performance ranging from 93% to 101% per measures. This indicator is particularly significant as it reflects actual financial implementation and the programme's operational efficiency. Notably, Measures 1 and Measure 7 have achieved disbursement rates exceeding 100%, calculated against the total IPARD II allocated funds. This high disbursement rate indicates not only successful project implementation but also efficient payment processing by the IPARD Agency. The Disbursement Rate for IPARD II programme is 93.41%.

Irregularities and corrective actions

Throughout the implementation period, a total of 18 irregularities were recorded, with the most of them referred on non-compliance with eligibility criteria, incorrect VAT applications, and discrepancies in application processing. These

irregularities, some of which resulted in financial corrections, were promptly addressed through internal controls and by the relevant authorities.

Of the total irregularities, one was classified as suspected fraud, which was reported to the Supreme State Prosecutor's Office for further investigation. The total financial impact of the irregularities was 422,793.81 EUR, with 317,095.36 EUR being the EU share. Corrective actions were immediately undertaken, including the recovery of 140,565.79 EUR.

The IPARD Agency took proactive steps to mitigate risks associated with irregularities, including extensive training for staff involved in application review and increased scrutiny of all submitted documentation. Additionally, external auditors conducted reviews of the IPARD II programme, identifying areas for improvement and ensuring that all procedural changes were implemented in a timely and efficient manner.

Institutional developments

Throughout the programme's duration, significant institutional changes were made to strengthen the operating structure for the IPARD II programme. This included the reorganization of several administrative bodies, the appointment of new management figures, and the establishment of updated internal procedures to ensure better functioning of the Operating Structure.

In 2023 and 2024, the Ministry of Agriculture, Forestry and Water Management, together with the IPARD Agency, improved its operational capacity by hiring additional staff, implementing new training programs, and adopting a new internal rulebook on organizational structure. These changes helped enhance the overall effectiveness of the Programme.

It is important to note that proper motivation tool has been ensured within programme Training of trainers, organised by HRMA. Employees who gained more experience through implementation of IPA projects have been engaged to act as trainers at one day training, in order to transfer knowledge to new engaged staff within IPA system and/or other public servants. After completing the training, participants had the opportunity to rate the training, as well as the way the training was organized. The previous model of organizing IPA trainings for IPA employees will be further communicated with the HRMA with the aim of continuous implementation of the good practise and experience in providing additional trainings and seminars by already experienced trainees. All employees are encouraged to attend conferences, seminars and trainings for enhancing their professional skills. Participation must be approved by their superiors and be beneficial for their work. To all new employees, the induction training has been organised. Its aim is to introduce new recruited personnel with the roles performed by other employees within IPA Body and to ensure that new employees are ready to perform roles prescribed to them. For each new employee, the Head of IPA Body nominates a mentor, who is responsible, on daily basis, during induction period, for the progress of knowledge and skills of new employee. Induction training includes general training, job training and studies on legislations of the activities performed by IPA Body. At the end of induction period, the mentor, new employee and Head of Body sign Induction Training Checklist.

Furthermore, attending trainings that were organized within the Project "Support to planning, programming and coordination of EU and other financial support including Sectoral Operational Programmes and Negotiations for Chapter 22" respectively PPF with NIPAC and through the project of Technical Assistance to the DMS was highly important for the employees of IPARD Agency and Managing Authority.

When it comes to the ethical point of view, according to the valid Law on Civil Servants and State Employees, state employees and civil servants in performing their duties are obliged to observe the Code of Ethics of Civil Servants and State Employees as the uniform code of conduct in public administration. All employees in IPA Bodies are familiar with the Code of Ethics of Civil Servants and State Employees and, they are required to sign one copy of this document. In the premises of each IPA Body, a copy of the valid version of the Code of Ethics of Civil Servants and State Employees (from 2018) has been displayed in visible place. When a new valid version of the Code of Ethics of Civil Servants and State Employees is issued, new version is distributed by the Head of organisation to the employees and displayed at visible place.

Regularly, Human Resources Authority (HRA), administrative authority competent for HRM in public administration in charge for recruitment of new employees and organization of trainings for public administration employees, organises trainings on the integrity and ethical values to be respected by the civil servants and state employees. The Code of Ethics of

Civil Servants and State Employees („Official Gazette of Montenegro“, No. 50/18 from July 20th 2018) requires that all IPA employees must adhere to the policy of confidentiality and impartiality. The integrity and ethical values that any IPA employee must observe are laid down in the Declaration of Confidentiality and Impartiality or affidavit that every employee must sign at the moment of employment at respective position within the IPA Body.

Conclusions and recommendations

The IPARD II programme in Montenegro has successfully met its objectives, with strong financial management, high contracting and disbursement rates, and continuous improvements in risk management and capacity building.

When it comes to the communication with external parties about matters affecting the functioning of internal control, the Management Structure communicates on daily basis with all IPA units. Accordingly, the DMS carried out several processes during the years such as follow up on determined findings and recommendations by AA, IAU or EC, collecting the information for all relevant reports to EC and Information for the Government of Montenegro, monthly analyses of contracts and payments made under IPARD programme etc. Moreover, coordination meetings across IPARD bodies are held in order to achieve proper information transfer and further proceeding, if needed. The national authorities views the IPARD programme as a strategic instrument for supporting rural development and aligning the country's agricultural and food sectors with EU standards. Through formal confirmations, such as the NAO's statements in previous period, there were demonstrated a strong institutional commitment to ensuring the effective and transparent implementation of the programme under indirect management. This includes establishing the necessary legal, administrative, and control frameworks, appointing qualified authorities and personnel, and securing the financial and technical infrastructure required for sound programme delivery.

However, there are several areas that require attention for future success under the IPARD III programme. On the basis of the Action plan prepared within AMD process, the NAO issued reservation regarding the current IPARD agency premises and will follow up all activities taken for solving this issue.

Other recommendations include:

- Continuation of training programs to ensure high levels of expertise within the IPARD Agency;
- Strengthening internal control mechanisms to minimize the risk of irregularities;
- Improved communication channels between all IPA bodies to reduce bottlenecks and improve efficiency;
- Expansion of IT systems to support better data management and reporting;
- Continuous monitoring of the application process to address common errors and improve the recipient experience;
- Establishing Paying Agency.

When it comes to accreditation process of Measure 4 of IPARD III programme NAO sends official request for entrustment of Measure for giving guarantees that structures and authorities established for management and implementation of IPARD III programme (M4) satisfy the requirements of points (a), (b) and (d) of Article 12(3) of IPA III FFPA, relying on the results of activities carried out by an external audit company, assessment reports and follow up reports carried by national IPA authorities. The internal control system established in Montenegro for indirect management of Rural Development Programme (IPARD III – M4) under IPA III has been set up on the basis of the existing national institutional framework, the legal framework and the manual of procedures established for IPARD III programme (IPA III).

Entrustment process of Measure 6 of the IPARD III programme has been postponed for its submission from 2024 to the I half of 2025. The external audit will be engaged regarding the M6. After issuing of external audit report, NAO will send official request to the EC for entrustment of Measure 6.

Entrustment process of Measure 9 of the IPARD III programme was expected to be done by the end of 2024, having in mind that the NAO, in collaboration with the IPARD Operating Structure, submitted an updated entrustment request under the IPARD III programme using the Model A “straightforward roll-over” approach. A detailed status report submitted on November 8, 2024, also addressed each observation from DG AGRI’s enquiries, highlighting:

- Strengthening of administrative capacity across involved bodies;
- Institutional and procedural improvements;
- Enhanced coordination between the Management and Operating Structures;

- Functional monitoring and reporting systems.

The EU has formally accepted the amendment to the Financing Agreement (2014–2020) on December 6th 2024. Given the continuous engagement, substantial institutional improvements, and alignment with IPA III requirements, the accreditation of Measure 9 under the IPARD III programme is reasonably expected.

8. MAIN ACTIVITIES OF THE AUDIT AUTHORITY

During the implementation of the IPARD II programme, the Audit Authority conducted:

- 7 audits regarding efficient and effective functioning of the management, control and supervision systems (system audit),
- 17 audits regarding legality and regularity of the transactions (audit of operations) and
- 6 audits regarding completeness, accuracy and veracity of the annual financial reports or statements and the underlying annual accounts (audits of accounts).

During conducting aforementioned audits, the Audit Authority issued 122 recommendations, out of which 10 remained unimplemented and which will be monitored during the implementation of the IPARD III programme.

Also, the Audit Authority issued 8 audit strategies, including one updated version.

9. TAKE STEPS TO CONFIRM COORDINATION WITH OTHER EU PRE-ACCESSION ASSISTANCE IN ACCORDANCE WITH ARTICLE 4 OF THE SECTORAL AGREEMENT

Criteria for the demarcation of IPARD II with support within other IPA II policy areas

Using IPA II policy area, conditions are created for establishing an operational framework for the future implementation of the EU pre-accession programme for agriculture and rural development.

The criteria for the demarcation of IPARD, with support within other areas of IPA II policy, are defined in the description of selected measures of the IPARD II programme.

The added value of IPARD II financing through the planned sectors will be the main task of effective management in the implementation of the IPARD II programme.

Complementarity is needed between the IPA II policy areas regarding the conditions for building the capacity of state institutions, especially the Managing Authority and the IPARD Agency. By utilizing funding through policy areas, and especially through a twinning project, the Ministry of Agriculture and Rural Development and the Managing Authority are building institutions and improving administrative capacities.

Given the above, a strong connection and coordination between the selected IPARD II measures within the IPA II policy areas is necessary. The Managing Authority, the IPARD Agency, and the National Fund, in cooperation with the NAO office, should ensure that there is no "double financing" through the available measures. Additionally, the IPARD Agency is obliged to ensure complete control of the double financing of national support programmes.

In the period from 2007 to 2013, Montenegro received support of 11 million EUR through IPA assistance (components I-IV). Thanks to these projects, which mainly provided support to the Ministry of Agriculture and Rural Development, the Food Safety Authority, veterinary and phytosanitary services, as well as other final recipients, conditions are being created for the use of the IPA II policy area for agriculture and rural development (IPARD II).

Complementarity of IPARD II with other forms of financing and national payment schemes

The IPARD II programme is in accordance with the priorities of the European Union's Strategy for the Adriatic-Ionian Region (EUSAIR), which was adopted in 2014.

EUSAIR will launch and coordinate existing EU and national funding instruments (including IPA) for each of the themes identified through the four pillars.

The IPARD II programme will contribute to achieving the goals of the Strategy, especially through support for nature and rural tourism in rural areas.

National support is provided for all projects whose criteria fall below the minimum defined by the accredited measures of the IPARD II programme. National budget measures are defined in such a way as to give farmers who are below the minimum criteria described in the IPARD II programme the opportunity to apply for pre-accession funds.

Table 42: Complementarity of IPARD II with national support schemes

Measure/Year	2015	2016	2017	2018 - 2020
Support investments in physical assets on agricultural holdings ¹⁷ : Milk, meat, eggs, fruits&vegetables, viticulture, olive, beekeeping, fishery and aquaculture Horticulture, medical and aromatical herbs, industrial and forage herbs	AGROBUDGET/ IPARD LIKE	AGROBUDGET/ IPARD		
Support for the establishment of producer groups	AGROBUDGET			
Support for investments in physical capital related to the processing and marketing of agricultural and fisheries products ¹⁸	AGROBUDGET /IPARD LIKE	AGROBUDGET/ IPARD		
Support for cooperation	AGROBUDGET			
Support for quality schemes	AGROBUDGET			
Support for risk management in agriculture	AGROBUDGET			
Support for the conservation and sustainable use of genetic resources	AGROBUDGET			
Support for the sustainable use of mountain pastures	AGROBUDGET			IPARD ¹⁹
Support for the development of organic production	AGROBUDGET			IPARD
Support for the transfer of knowledge and information activities	AGROBUDGET			
Support for advisory services	AGROBUDGET			
Investments in the development of rural infrastructure	AGROBUDGET			IPARD
Farm diversification and business development	AGROBUDGET		IPARD	
Support to ANC	AGROBUDGET			
LIDER aproach				IPARD

¹⁷ This measure will be implemented through the national budget, with a clear classification of recipients (level and type of investment).

¹⁸ Support recipients of the national budget will only be those who are not eligible through IPARD.

¹⁹ It is planned to be part of agro-ecological measures.

10. FINANCIAL IMPLEMENTATION OF THE PROGRAMME AND PERFORMANCE INDICATORS

Payment by sectors and measures

Table 43: Total amount of support of projects by measures and sectors

Sector	Applied	Contracted	Paid	Public support	EU support	National support
Milk	591	434	370	11,426,677	8,570,007	2,856,670
Meat	77	49	35	2,413,751	1,810,312	603,439
Eggs	25	14	11	2,593,844	1,945,383	648,461
F&V	406	235	198	8,763,484	6,572,612	2,190,871
Viticulture	50	22	17	844,691	633,518	211,173
Olive	15	9	6	452,069	339,051	113,017
Beekeeping	17	11	10	207,612	155,709	51,903
Fishery and aquaculture	6	3	3	52,937	39,703	13,234
Total Measure 1	1,187	777	650	26,755,063	20,066,295	6,688,769
Milk	25	13	6	684,195	513,147	171,049
Meat/Slaughterhouse	58	39	34	8,399,553	6,299,665	2,099,888
F&V	63	40	24	5,732,543	4,299,407	1,433,136
Wine	44	22	14	2,786,348	2,089,761	696,587
Olive oil	10	4	3	818,890	614,168	204,723
Fishery and aquaculture	6	0	0	0	0	0
Total measure 3	206	118	81	18,421,530	13,816,148	4,605,383
Rural tourism development	102	25	17	1,235,216	926,412	308,803
Total Measure 7	102	25	17	1,235,216	926,412	308,803
TOTAL M1, M3 i M7	1,495	920	748	46,411,810	34,808,856	11,602,954

Source: Division for Monitoring and Evaluation of IPARD, MAFWM

Support by sectors and measures is provided in table 43, which shows that out of the total paid amount of public support of 46,411,810 EUR, 57.65% of the support funds were paid through Measure 1, 39.69% through Measure 3, while 2.66% of the support funds were paid through Measure 7.

Table 44: Amount of support by sectors and measures

Sector	No. of recipients	Measure 1	Measure 3	Measure 7	Public support
Fruit & vegetable	222	8,763,484	5,732,543	-	14,496,027
Milk	376	11,426,677	684,195	-	12,110,875
Meat	69	2,413,751	8,399,553	-	10,813,304
Viticulture and wine	31	844,691	2,786,348	-	3,631,040
Eggs	11	2,593,844	-	-	2,593,844
Olive and olive oil	9	452,069	818,890	-	1,270,959
Beekeeping	10	207,612	-	-	207,612
Fishery and aquaculture	3	52,937	-	-	52,937
Rural tourism	17	-	-	1,235,216	1,235,216
Total	748	26,755,063	18,421,530	1,235,216	46,411,810

Source: Division for Monitoring and Evaluation of IPARD; MAFWM

Through the IPARD II programme, the highest amount has been paid to the fruit and vegetable sector, totaling 14,496,027 EUR or 31.23% of the total amount of public support disbursed. This is followed by the dairy sector with an amount of 12,110,875 EUR or 26.10%, and the meat sector with public support of 10,813,304 EUR or 23 the production of grapes and wine with public support amounting to 3,631,040 EUR or 7.83%, the production of eggs amounting to 2,593,844 EUR or 5.58%, and the production of olives and olive oil with public support of 1,270,959 EUR or 2.74%. Rural tourism ranks seventh

in terms of public support with an amount of 1,235,217 EUR or 2.66% of total public support, while with smaller amounts of support are the beekeeping sector with an amount of 207,612 EUR or 0.45% and the fisheries and aquaculture sector with an amount of 52,937 EUR or 0.12%.

Through Measure 1, the highest amount was paid to the dairy sector, totaling 8,570,007 EUR of EU funds, followed by the fruit and vegetable sector with 6,572,612 EUR of EU funds, then the eggs production sector with 2,593,844 EUR, the meat sector with 2,413,751 EUR, while less support was paid to the sectors of viticulture, beekeeping, and fisheries and aquaculture.

Through Measure 3, the highest amount was paid out in the meat processing sector, totaling 8,399,553 EUR, followed by the fruit and vegetable processing sector with 5,732,543 EUR, and the wine sector with 2,786,348 EUR, while less support went to the olive growing sector and milk processing.

Considering the number of paid projects, the most projects were paid through the milk sector, in total 376 projects, followed by the fruit and vegetable sector with 222 projects, then the meat sector with 69 projects, the grape and wine sector with 31 projects, etc.

Performance indicators

Table 45: Performance indicators of the IPARD II programme

Measure	Indicator	Planned	Realized	%
M1 – Investments in physical assets on agricultural holdings	Number of supported projects	850	650	76.47
	Number of modernized projects	850	650	76.47
	Number of projects updated EU standards	850	650	76.47
	The number of projects investing in the production of renewable energy sources	35	9	25.71
	The number of farms investing in manure management to reduce N2O and methane emissions (manure storage)	250	39	15.60
	Total public support	26,619,465	26,755,063	100.50
M3 – Investments in physical assets concerning processing and marketing of agricultural and fish products	Number of supported projects	150	81	54.00
	Number of modernized projects	150	81	54.00
	Number of projects updated EU standards	150	81	54.00
	The number of projects investing in the production of renewable energy sources	10	5	50.00
	Total public support	21,781,074	18,421,530	84.57
	Number of new jobs created (bruto)	120	304	253.33
M7-Farm diversification and business development	Number of supported projects	120	17	14.14
	Number of buildings	15	17	113.33
	Constructed buildings	5	17	340.00
	Reconstructed buildings	10	2	20.00
	Number of registered holdings	14	10	71.43
	The number of projects investing in the production of renewable energy sources	3	0	0.00
	Number of investments for waste and wastewater treatment	4	0	0.00
	Number of new jobs created	6	18	300
	Total public support	1,218,667	1,235,216	101.36

Source: Division for Monitoring and Evaluation of IPARD, MAFWM

During the implementation of the IPARD II programme, funds were allocated to Measure 1, as there were more contracted projects under this measure, meaning a potential amount of support.

By the end of the implementation, the absorption of EU funds increased. EU and public support by year are shown in tables 46 and 47 below.

Table 45: Performance indicators of EU contribution by years

Measure/Public call/Year	EU contribution						
	2019	2020	2021	2022	2023	2024	2019-2024
Total per Measure 1	298,782	3,113,678	1,906,434	2,795,794	2,736,538	9,215,070	20,066,296
1 Public call	298,782	3,113,678	1,386,658	545,626	-	16,567	5,361,311
2 Public call	-	-	519,776	1,702,780	259,837	-	2,482,393
3 Public call	-	-	-	469,091	1,487,205	350,353	2,306,649
4 Public call	-	-	-	78,297	989,496	894,733	1,962,526
5 Public call	-	-	-	-	-	7,953,417	7,953,417
Total per Measure 3	1,068,419	344,081	1,619,139	3,277,805	5,865,584	1,641,120	13,816,148
1 Public call	1,068,419	326,582	335,033	703,245	0	0	2,433,278
2 Public call	0	17,499	1,071,340	1,707,049	560,299	0	3,356,187
3 Public call	0	0	212,767	508,352	764,018	698,690	2,183,825
4 Public call	0	0	0	359,159	1,322,878	942,430	2,624,467
5 Public call	0	0	0	0	3,218,390	0	3,218,390
Total per Measure 7	n/a	n/a	n/a	n/a	78,915	847,497	926,412
1 Public call	n/a	n/a	n/a	n/a	78,915	847,497	926,412
TOTAL	1,367,201	3,457,759	3,525,572	6,073,599	8,681,037	11,703,687	34,808,856

Source: Monitoring tables (page G3) of IPARD II programme

Table 47: Performance indicators of public support by years

Measure/Public call/Year	2019	2020	2021	2022	2023	2024	Realized in total - 2019 - 2024
Source of support	Public support						
Total per Measure 1	398,376	4,151,571	2,541,911	3,728,726	3,648,718	12,286,761	26,755,063
1 Public call	398,376	4,151,571	1,847,877	727,502	-	22,089	7,148,415
2 Public call	-	-	693,034	2,270,374	346,449	-	3,309,857
3 Public call	-	-	-	625,455	1,982,942	467,137	3,075,532
4 Public call	-	-	-	104,396	1,319,328	1,192,977	2,616,701
5 Public call	-	-	-	-	-	10,604,558	10,604,558
Total per Measure 3	1,424,559	458,774	2,158,852	4,370,406	7,820,779	2,188,160	18,421,530
1 Public call	1,424,559	435,442	446,710	937,659	0	0	3,244,371
2 Public call	0	23,332	1,428,453	2,276,066	747,066	0	4,474,916
3 Public call	0	0	283,689	677,802	1,018,690	931,586	2,911,767
4 Public call	0	0	0	478,879	1,763,837	1,256,574	3,499,290
5 Public call	0	0	0	0	4,291,186	0	4,291,186
Total per Measure 7	n/a	n/a	n/a	n/a	198,603	1,036,613	1,235,216
1 Public call	n/a	n/a	n/a	n/a	198,603	1,036,613	1,235,216
TOTAL	1,819,935	4,610,346	4,700,763	8,098,132	11,574,717	15,604,917	46,408,810

Source: Monitoring tables (page G3) of IPARD II programme

11. CHALLENGES DURING IMPLEMENTATION – A BRIEF OVERVIEW OF ALL SIGNIFICANT CHALLENGES THAT OCCURRED DURING THE IMPLEMENTATION OF THE PROGRAMME

During the implementation period of the IPARD II programme, a large number of challenges emerged. Some challenges were addressed during the phase of implementation, while others were of a formal nature, such as extensive documentation, especially for Measure 3.

Some of the main challenges are listed as following:

- extensive documentation during the application, especially for Measure 3;
- the absence of an efficient "suitable evaluation system" in accordance with article 11(2) of the Sectoral agreement;
- long procedure for obtaining a document/certificate/solution from institutions;
- the absence of "consulting firms" – The lack of consultants in filling out the necessary documentation and providing advice led to a higher number of applications being rejected. This mostly happened at the beginning of the implementation of the IPARD II programme;
- financial resources for investment realization - difficulties of potential recipients in obtaining loans - At the start of the implementation of the IPARD II programme, commercial banks did not accept agricultural land in rural areas as collateral, which significantly complicated potential recipients' access to loans;
- fulfillment of minimal national standards;
- the rapid and significant increase in prices on the market, with some prices rising by as much as 100%, has made it difficult to implement planned projects, especially when it comes to applications that are harder to realize after the project has been contracted;
- the impossibility of building tourist facilities on agricultural land - This challenge relates to the implementation of Measure 7;
- the inconsistency of national legislation in the field of traffic with EU regulations - Since our domestic legislation is not harmonized with EU regulations, our country has received the strictest conditions for acquiring tractors that meet EU stage V standards;
- the problem of obtaining Urban Planning Technical Conditions and the inability to register the construction of facilities intended for rural tourism. This problem arose because national legislation does not recognize this type of facility and because in most municipalities a detailed urban plan for rural areas has not been adopted, which prevents obtaining Urban Planning Technical Conditions and meeting the necessary conditions for the construction of such types of facilities;
- the problem of obtaining confirmation that the farm is located in a rural area from the local government.

Activities of the IPARD II monitoring committee

During the implementation of the IPARD II programme, in accordance with Article 51 of the Sectoral Agreement, an IPARD II monitoring committee was established after the adoption of the Programme.

Regular meetings of the IPARD II monitoring committee have been organized. A total of 10 meetings of the IPARD II monitoring committee have been held.

This body has considered, analyzed, and made decisions in order to ensure the best possible use of the available funds from grant sources by recipients, such as amendments to the IPARD II programme and review of the program results, evaluation plan, visibility plan and communication plan, annual report on the Programme implementation, achievement of goals for accredited measures, challenges during implementation, etc.

Key activities for addressing challenges

The implementation of the IPARD programme in Montenegro has greatly improved compared to the very beginning of its implementation, respectively in 2018. At the start, farmers had a harder time obtaining complete documentation, it took more time to prepare business plans, and to collect the necessary documentation for submitting requests for project approval, which resulted in more criticism towards the administration that public invitations last too short a time and that too much documentation is required.

Through the implementation of information campaigns, potential recipients are informed that all documentation related to general expenses can be prepared even before the Public Call is announced. As the implementation period progressed, the administration began to collect certain documents ex officio, in order to give applicants more time. Recognizing that the quality of applications was not at a satisfactory level, the Ministry organized workshops for consultants to familiarize them with the complete procedure and criteria, with the aim of improving their services to potential recipients. A list of consulting firms available to assist farmers has been posted on the IPARD website.

When it comes to the existing challenges in the implementation of the IPARD programme, it is necessary to emphasize that, due to inadequate dynamics in the execution of calls for available measures, as well as a lack of intensity in the withdrawal of funds by applicants in the agricultural sector, especially at the beginning of implementation, there was a real risk of losing available EU support funds. One of the main reasons was the inability of agricultural producers to secure initial capital.

In order to accelerate the dynamics of drawing available funds within the specified deadlines, the Ministry of Agriculture, Water Management and Forestry has implemented certain measures and activities to provide applicants with all necessary guarantees for the successful implementation of investments, primarily with the Development Bank (then the Investment Development Fund) where a Memorandum of Understanding was signed. The result of this cooperation was that agricultural land in rural areas was accepted as collateral and a special measure was created for IPARD projects, with a minimal interest rate.

Also, in cooperation with DG Agri, a model of advance and interim payment has been successfully introduced.

When it comes to cooperation with the Development Bank (before IDF), it was also agreed that the procedures for obtaining loans from the Development Bank would be simplified, and that such a procedure would be implemented through the IPARD III programme.

When it comes to the challenges in the institutional and administrative framework of the operating structure of the IPARD II programme, what has been identified as a major challenge is that certain key positions in the IPARD Operating Structure have been frequently changed recently, leading to significant operational and administrative shortcomings and delays in the implementation of activities both in the IPARD II programme and the IPARD III programme.

It can also be concluded that during the implementation one of the bottlenecks is the monitoring system. The operating structure is working on establishing software that will monitor all data more qualitatively and efficiently.

Similarly, the procedures related to contracting, from the time of contracting to the submission of the payment request, have been significantly improved and will be applied in the new programming period. The changes pertained to the possibility of combined advance and interim payments, limiting the number of project amendments, as well as the duration of the investment period, all aimed at more efficient implementation of the IPARD programme and timely withdrawal of approved EU funds.

Therefore, taking into account all of the above, the administration faces a great challenge, especially considering that for the new programming period, 63 million EUR in grant EU support is available to farmers.

Use of measure 9 - Technical assistance

The IPARD Managing Authority, in collaboration with the IPARD Agency, has prepared documentation for the entrustment of budget implementation tasks - an accreditation package for Measure 9 - Technical Assistance. The accreditation package was sent to the European Commission at the end of March 2023 for assessment and further procedures with the aim of obtaining trust in the budget implementation tasks.

The request for re-accreditation (roll-over) Measure 9 through the IPARD III programme is planned for the next period, preferably during 2025, so that the funds allocated through Measure 9 will be available for defined activities that can obtain funding.

The adopted annual action plan has been published on the official IPARD website of the IPARD Managing Authority.

Since the Operational and Management structure did not manage to Entrust Measure 9 earlier, the funds for training employees during the implementation of the Programme are fully covered by the national budget.

12. CONCLUSIONS REGARDING THE IMPLEMENTATION OF THE IPARD II PROGRAMME 2014-2020

The IPARD II programme has certainly significantly contributed to the positive development of the Montenegrin agriculture and rural development. The results of the IPARD programme are multiple. Today in Montenegro we have agricultural farms that have been modernized, processing plants have been built for the production of quality and safe food that are in line with EU standards. The quality of life in rural areas has improved and opportunities have been created for the opening of new jobs. We can state with satisfaction that the goal of the IPARD II programme has been fulfilled to a large extent. The main progress is reflected in:

- Recipient support has contributed to the alignment with the EU rules, standards, and policies regarding EU membership;
- The support was related to economic, social, and territorial development (mainly rural areas), in terms of smart, sustainable, and inclusive growth, through the development of physical assets;
- Upon completion, the investments were made in accordance with relevant EU standards regarding environmental protection and/or animal welfare, and the overall condition of agricultural farms in primary agricultural product production improved with respect to the implementation of Measure 1;
- When it comes to the implementation of Measure 3, support was strategically targeted the development of micro, small, and medium-sized enterprises;
- Supported projects have ensured the economic sustainability of the businesses and contributed to the strengthening of all stakeholders;
- Local self-governments, aware of the importance of EU funds for the development of rural areas, created the preconditions for the smooth and faster implementation of the support measures made available to Montenegro (LEADER approach, measures to strengthen rural infrastructure, etc);
- Nearly 80 million EUR has been invested in agriculture and rural development;
- A total of 34,808,855.86 EUR of available EU funds were used, which is 89.25% of the total available amount. Through national co-financing of IPARD projects, farmers and food processors have been supported with an amount of 11,602,955.34 EUR. Totally, 748 projects were supported;
- Investments in Measure 3 have contributed to the fact that 9 food processing facilities have an EU export number. In addition, meat and meat products are currently the number one export product in Montenegro, which was not the case at the beginning of the implementation of the IPARD II programme.
- Montenegro, using IPARD funds, has achieved significant progress in strengthening institutions, and has improved and strengthened the competitiveness of domestic agricultural production, thus preparing the agricultural sector for the use of EU funds and future challenges.

Overall, the IPARD II program has increased the level of competitiveness in the agricultural sector in Montenegro, thereby achieving the goals related to preparing Montenegrin agriculture for EU accession, improving product quality, increasing production volumes, greater competitiveness and achieving European food safety standards in the primary and processing sectors, as well as strengthening capacities in rural tourism.

ANNEX I – LIST OF ELIGIBLE EXPENDITURES BY CODES WITH AMOUNT OF SUPPORT

Code	Type of investments	EU support	National support	Public support
OT-1	General expenditures for M1	67,491.45	22,497.15	89,988.60
1-1.1.1	Construction and/or reconstruction of facilities for the accommodation of dairy cows, goats, sheep including space for milking (milking parlors), artificial insemination, safe disposal of dead animals, housing for calves and heifers, space for housing machinery and equipment, animal products, storage for bedding, space for the installation of ventilation, air conditioning, heating, auxiliary energy facilities, including the construction and/or reconstruction of drainage systems and water supply (including wells), gas, electricity (including the use of generators), and sewage systems;	540,537.37	180,179.12	720,716.49
1-1.1.2	Construction and/or reconstruction of facilities on the farm for storing feed for livestock (including sheds) with accompanying equipment;	98,254.86	32,751.62	131,006.48
1-1.1.3	Construction and/or reconstruction (including shelters) of facilities for the collection, processing, packaging, storage, and disposal of solid manure, semi-liquid and liquid manure, including the installation of equipment;	40,596.7	13,532.23	54,128.9
1-1.1.4	Construction and/or reconstruction of fixed fences around the farm (except for stone fences and fences made of wrought iron) and disinfection barriers, drainage systems, and water supply (wells, artificial accumulations), electricity, and heating systems on the farm (including the use of generators and software);	46,393.55	15,464.52	61,858.07
1-1.1.7	Construction and/or reconstruction of the network of internal roads and parking spaces within the estate;	32,493.57	10,831.19	43,324.76
1-1.2.1	Equipment for milking (mobile and stationary), cooling and storing milk on the farm including all elements, materials and installation;	270,018.54	90,006.18	360,024.72
1-1.2.2	Specialized vehicles for transport and refrigerated tank equipment/upgraded systems for vehicles, for the transport of raw milk with appropriate equipment (measuring instruments and devices for sampling and quality control of products);	1,431,445.98	477,148.66	1,908,594.64
1-1.2.4	Equipment for stables;	33,713.47	11,237.82	44,951.29
1-1.2.5	Machines and equipment for the preparation of animal feed, for the feeding and watering of animals (mills and blenders/mixers for animal feed preparation, equipment and dispensers for concentrated feed; extractors; conveyors; mix trailers and dispensers for bulk feed, feeders, drinkers, balers, bale wrappers, and forage harvesters, mowers, hay collectors, and similar);	1,672,901.1	557,633.7	2,230,534.8
1-1.2.8	Livestock scales, loading/unloading ramps, pens for holding and directing and restraining animals;	4,746.98	1,582.23	6,329.21
1-1.2.11	Equipment for cleaning and disinfecting facilities and devices;	4,002.75	1,334.25	5,337.00
1-1.2.17	Equipment and devices for ventilation, air conditioning, and heating, including an alarm system and stand-by generators;	108,375.72	35,791.90	144,167.62
1-1.2.18	Equipment for fixed fences and electric fences for pastures/meadows;	266.96	88.99	355.95
1-1.2.21	Equipment of the administrative building with accompanying facilities (offices for licensed veterinarians and veterinary inspectors, rest area for workers, changing rooms and sanitary facilities, storage for cleaning supplies, washing and disinfection).	1,477.83	492.61	1,970.44
1-2.1.1	Construction and/or reconstruction of facilities for fattening and/or housing livestock, egg production and poultry meat, including facilities for insemination, waiting areas, farrowing facilities, breeding grounds, fattening sites, breeding facilities; facilities for housing young stock; facilities for safe disposal of dead animals; facilities for housing machines and equipment, animal products, and bedding; facilities for installing ventilation, air conditioning, and heating equipment; construction of energy plants for support, including construction and/or reconstruction of water supply systems (including wells), gas, electricity (including the use of generators), and sewage systems on the farm;	460,432.79	153,477.6	613,910.39
1-2.1.2	Construction and/or reconstruction of facilities on the farm for storing animal feed (including shelters) with accompanying equipment;	407,008.21	135,669.4	542,677.61

1-2.1.3	Construction and/or reconstruction (including canopies) of facilities for the collection, processing, packaging, storage, and disposal of solid manure, semi-liquid and liquid manure, including the installation of equipment;	26,047.04	8,682.35	34,729.39
1-2.1.4	Construction and/or reconstruction of fixed fences around the farm (except for stone and wrought iron fences) and disinfection barriers, drainage systems and water supply (wells, artificial accumulations), electrical and heating systems on the farm (use of aggregates; including software);	4,377.77	1,459.26	5,837.03
1-2.1.5	Construction and/or reconstruction of facilities for wastewater treatment, liquid and solid waste management;	1,485.00	495.00	1,980.00
1-2.1.7	Construction and/or reconstruction of the network of internal roads and parking spaces within the estate;	6,231.78	2,077.26	8,309.04
1-2.1.8	Construction and/or reconstruction of an administrative building with accompanying facilities (offices for licensed veterinarians and veterinary inspectors, workers' rest area, changing rooms and sanitary facilities, storage for cleaning, washing, and disinfection products);	106,644.37	35,548.12	142,192.49
1-2.2	Equipment, machines, and devices	36,000.00	12,000.00	48,000.00
1-2.2.1	Machines and equipment for the transport and handling of solid manure, semi-solid and liquid manure (fixed manure loaders; manure transporters; fixed manure storage; devices for mixing semi-liquid and liquid manure; manure tanks; pumps for emptying tanks; separators for semi-liquid and liquid manure; specialized machines for loading solid manure; specialized trailers for transporting solid manure, including accompanying equipment for semi-liquid and liquid manure, and similar);	409,182.59	136,394.20	545,576.79
1-2.2.2	Equipment for processing and packaging manure;	29,874.19	9,958.06	39,832.25
1-2.2.3	Equipment for barns;	70,826.85	23,608.95	94,435.80
1-2.2.4	Cages for laying hens with accompanying equipment, equipment for breeding the parent flock;	470,768.28	156,922.76	627,691.04
1-2.2.5	Equipment for collecting, washing, sorting, transporting eggs for packaging or storage including a washing machine and conveyor belt;	304,017.24	101,339.08	405,356.32
1-2.2.6	Equipment for farrowing houses, nurseries, fattening facilities, waiting areas, space for boars, facilities for artificial insemination, and equipment for sowing;	27,493.54	9,164.51	36,658.05
1-2.2.7	Machines and equipment for preparing animal feed, for feeding and watering animals (mills and blenders/mixers for preparing animal feed, equipment and dispensers for concentrated feed; extractors; conveyors; mix trailers and dispensers for bulk feed, feeders, waterers, balers; bale wrappers and forage harvesters, mowers, collectors and turners for hay, and similar);	398,522.34	132,840.78	531,363.12
1-2.2.9	Livestock scales, loading/unloading ramps, pens (corrals) for directing and containing animals;	4,464.02	1,488.01	5,952.03
1-2.2.12	Equipment for cleaning and disinfecting facilities and devices;	13,936.97	4,645.40	18,582.37
1-2.2.14	Equipment for physical, chemical, and biological treatment of wastewater, management of liquid and solid waste;	1,838.32	948.86	2,787.18
1-2.2.18	Equipment for disease prevention and control;	2,031.41	677.14	2,708.55
1-2.2.19	Equipment and devices for ventilation, air conditioning, and heating (including incubators and "artificial broodies" for poultry farmers), including an alarm system and standby generators;	213,913.61	71,304.54	285,218.15
1-2.2.20	Equipment for fixed and electric fences for pastures/meadows;	975.98	325.33	1,301.31
1-2.2.21	Furnishing of the administrative building with accompanying facilities (offices for licensed veterinarians and veterinary inspectors, rest area for workers, changing rooms and sanitary facilities, storage for cleaning, washing, and disinfecting supplies);	16,652.09	5,550.70	22,202.79
1-3.1.1	Construction and/or reconstruction of greenhouses and plastic houses (structures covered with glass and/or plastic - that have an approval for wind resistance of 50 km/h and a load capacity of 100 kg/m ²) for the production of vegetables, fruits, including space for the installation of ventilation, air conditioning, and heating, including an alarm system and stand-by generators; water tanks and facilities for irrigation systems;	468,150.47	156,050.16	624,200.63

1-3.1.2	Construction and/or reconstruction of facilities for the storage of primary – unprocessed products (including (Ultra Low Oxygen) ULO cold stores) of fruits, grapes, olives, vegetables, with sorting facilities, for the packaging and labeling process, facilities for housing machines and equipment, including water supply, gas, electricity (including alarm systems and stand-by generators) and sewer systems;	575,515.83	191,838.61	767,354.44
1-3.1.3	Construction and/or reconstruction of facilities for mushroom production;	83,131.28	27,710.43	110,841.71
1-3.1.4	Construction and/or reconstruction of irrigation systems including micro-reservoirs, drilling of wells, regulation of water intake using groundwater (pumping water from springs, wells, artificial accumulations) and surface water (from rivers, lakes, and reservoirs), including the purchase of pumps, pipes, valves, and sprinklers;	163,781.52	54,593.84	218,375.36
1-3.1.5	Construction of a hail protection system in orchards/vineyards on the farm (poles, anchors, cables, wires, caps, ties, clamps, and nets, including computer equipment);	297,207.12	99,069.04	396,276.16
1-3.1.6	Construction of fences around plantations/farms (excluding stone and wrought iron fences), support and protective walls;	90,229.82	30,076.61	120,306.43
1-3.1.7	Construction of a renewable energy production facility for use at the household - photovoltaic systems, including connecting the system to the household premises. For the energy production system to be considered a 'household use' system, its production capacity should be below the expected energy consumption of the household itself;	8,935.88	2,978.88	11,914.76
1-3.1.8	Construction and/or reconstruction of the network of internal roads and parking spaces within the estate;	117,235.68	39,078.56	156,314.24
1-3.1.10	Purchase of planting material for perennial plant cultures;	679,366.91	226,455.64	905,822.55
1-3.1.11	Investments in the preparation and improvement of land for existing plantations and plantations that will be established during the implementation of this investment (e.g. anti-erosion activities, drainage, terracing, and land use planning);	77,328.69	25,776.23	103,104.92
1-3.2.2	Equipment for lifting, restructuring plantings of perennial crops (poles, wires, anchors, cables, clamps, tensioners, and soil preparation);	43,543.91	14,514.64	58,058.55
1-3.3.1	Equipment and devices for irrigation including pumps, hoses, sprinklers/dispensers/drippers, filtration systems, fertilization system with water-soluble fertilizers (fertigation), pipettes, devices for winding hoses;	73,533.14	24,511.05	98,044.19
1-3.3.2	Equipment for pollinating plants;	33,499.36	11,166.45	44,665.81
1-3.3.4	Equipment and devices for soil and substrate preparation;	25,117.10	8,372.37	33,489.47
1-3.3.5	Equipment and devices for sowing, planting, and mulching (with foil);	56,408.43	18,802.81	75,211.24
1-3.3.6	Equipment and devices for hydroponic production systems;	27,543.63	9,181.21	36,724.84
1-3.3.7	Equipment and devices for plant protection and soil and substrate sterilization;	69,445.95	23,148.65	92,594.60
1-3.3.9	Equipment for mushroom production and compost production for mushrooms (procurement of compost and mycelium is excluded);	504,923.51	168,307.84	673,231.35
1-3.3.10	Equipment for pruning fruit, grapevines, and olive trees;	26,705.79	8,901.93	35,607.72
1-3.3.11	Equipment and devices for maintaining special microclimatic conditions, ventilation, air conditioning and heating, alarm systems and standby generators; water, gas, electricity supply and sewage system; as well as computer equipment and software for controlling heating, ventilation, harvesting, for washing and sorting processes, classification, packaging, and labeling;	250,926.68	83,642.23	334,568.91
1-3.4	Equipment for picking, sorting, packing, and storage;	42,425.75	14,141.92	56,567.67
1-3.4.2	Equipment and devices for storage facilities (including ULO cold stores);	6,300.00	2,100.00	8,400.00
1-3.4.3	Cooling/freezing equipment and devices;	39,487.33	13,162.44	52,649.77
1-3.4.4	Special equipment for harvesting fruits, grapes, olives, and vegetables;	40,175.55	13,391.85	53,567.40
1-3.4.5	Box pallets and trailers for transport and loading;	81,053.51	27,017.84	108,071.35
1-3.4.6	Lines and equipment for cleaning and washing;	697.76	232.59	930.35
1-3.4.8	Lines and equipment for sorting and calibrating;	97,315.30	32,438.43	129,753.73
1-3.4.9	Lines and equipment for packaging and labeling;	125,980.38	41,993.46	167,973.84
1-3.4.10	Equipment for crushing, trimming, cutting, leaf cutting, and cutting grids;	41,132.32	13,710.77	54,843.09
1-3.6	Equipment for fencing plantations/agricultural land;	1,227.70	409.23	1,636.93
1-3.7	Equipment for irrigation systems: pumps, hoses, sprinklers, filtration system, fertilization system with water-soluble fertilizers (fertigation), drip emitters, hose reeling devices, and other irrigation equipment;	67,617.90	22,539.30	90,157.20

1-3.9	Investments in installations for the production of energy from renewable sources for household consumption – photovoltaic systems, including connecting the systems to the facilities on the farm;	6,736.91	2,245.64	8,982.55
1-4.1.1	Construction and/or reconstruction of facilities for extraction, storage, filling and/or packaging of honey and bee products;	102,761.84	34,253.95	137,015.79
1-4.1.2	Construction and/or reconstruction of buildings on the farm (including shelters) for storing equipment, inputs/outputs, making beehives, preparing feed for bees;	6,498.59	2,166.20	8,664.79
1-4.1.3	Construction of a fence around the olive grove/farm;	12,718.26	4,239.42	16,957.68
1-4.2.1	Equipment for spinning, storing, filling, and/or packaging honey and bee products;	2,414.61	804.84	3,219.45
1-4.2.2	Equipment for the production and preparation of feed for bees;	15,750.00	5,250.00	21,000.00
1-4.2.5	Equipment and specialized equipment for the transport/moving of bees;	12,666.00	4,222.31	16,888.31
1-5.1.1	Construction and/or reconstruction of the breeding facility: Construction of energy installations for support, including the construction and/or reconstruction of water supply systems (including wells), gas, electricity (including alarm systems and stand-by generators), and sewage systems at the breeding facility;	16,030.37	5,343.46	21,373.83
1-5.1.8	Construction of a fence around the breeding ground/farm;	93,302.47	31,100.83	124,403.30
1-5.2.2	Equipment for improving hygiene at aquaculture farms and marketing aquaculture products: compressors for washing tanks, equipment for cleaning nets in cage farming, vehicles for transporting live fish, vehicles for transport with cooling devices, cold storage chambers, ice machines, equipment for stunning fish, machines for sorting and washing shellfish, dedicated tables for cleaning fish and waterproof scales;	21,485.47	7,161.82	28,647.29
1-6.1.1	Tractors up to 100 KW (excluding the sectors of beekeeping, fisheries/aquaculture, and mushroom cultivation);	6,070,226.80	2,023,408.93	8,093,635.73
1-6.2.1	Complementary machinery for transport and handling (including forklifts);	649,738.34	216,579.45	866,317.79
1-6.2.2	Attachment machinery for combined operations;	89,008.23	29,669.41	118,677.64
1-6.2.3	Attachment equipment for snow cleaning;	889.16	296.39	1,185.55
1-6.3.1	Attachment machinery for soil cultivation;	549,690.16	183,230.05	732,920.21
1-6.3.2	Attachment machinery for fertilizing the soil;	44,701.85	14,900.62	59,602.47
1-6.3.3	Attachment machinery for sowing;	95,439.83	31,813.28	127,253.11
1-6.3.4	Attachment equipment for planting;	49,786.91	16,595.64	66,382.55
1-6.3.5	Attachment machinery for plant protection;	28,810.11	9,603.37	38,413.48
1-6.3.6	Harvesting attachment machinery;	9,919.96	3,306.65	13,226.61
1-6.3.7	Attachment machinery for mowing and harvesting;	105,687.08	35,229.23	140,916.31
1-6.3.8	Attachment machinery for the preparation of animal feed;	176,259.30	58,753.10	235,012.40
1-6.3.9	Attachment machinery for manure management;	324,388.18	108,129.39	432,517.57
Total for M1		20,066,296	6,688,768	26,755,063

OT-3	General expenditures for M3	92,550.00	30,850.67	123,400.67
3-1.1.3	Construction and/or reconstruction: Internal road networks; Fences (except stone and wrought iron fences); Space for the installation of ventilation and air conditioning equipment and accompanying energy facilities; Water, gas, electrical, and sewage networks; Waste facilities, wastewater treatment, and air pollution prevention;	53,129.39	17,709.80	70,839.19
3-1.1.4	Construction and/or reconstruction of buildings and premises for: Sanitation and storage of equipment and means for sanitation; cleaning, washing and disinfection of means for transporting animals; Separate storage of utensils; Storage of packaging materials, packaging, spices and additives; Laboratories, changing rooms and sanitary nodes; Needs of the veterinary service; Administrative buildings with accompanying facilities (offices, worker rest areas, changing rooms, sanitary nodes);	24,836.13	8,277.07	33,113.20
3-1.1.5	Construction of facilities for energy production from renewable sources – photovoltaic systems, including the connection of the systems to facilities within the company. For the system to be considered a 'self-consumption' system, its production capacity should be below the expected energy consumption of the operation;	24,205.08	8,068.36	32,273.44

3-1.2.1	Equipment, machines, and devices for: Receiving, purifying, cooling raw milk at collection centers – tanks, coolers, buckets with specific built-in devices, lacto-freezers, heat modifiers, separators, and filters; Control of raw milk upon delivery, including biochemical analyzers; Establishing special microclimatic and/or temperature conditions for production and/or storage of products; Packaging, labeling, and storage; Handling, transport within the facility, and dispatch of finished products; Transport of raw milk, including mobile milk tanks with associated equipment;	12,040.97	4,013.66	16,054.63
3-1.2.2	Equipment, machines, and devices for: Milk processing and dairy product production; Quality control and hygiene; Technological processes of milk processing, dairy product production; Establishing special microclimatic and/or temperature conditions for the needs of production and/or storage of products, including equipment for climate control of rooms - cooling/heating, drying/humidifying air; Packaging, labeling, and storage of finished products; Handling, transport within the facility, and shipping of products;	128,138.25	42,712.75	170,851.00
3-1.2.3	Equipment, machines, and devices for: equipping the network of internal roads; ventilation and air conditioning of related energy facilities; water supply, gas, electric, and sewage networks; standby generators; wastewater treatment and air pollution prevention;	10,861.68	3,620.56	14,482.24
3-1.2.4	Equipment, machines, and devices for: Implementation of food quality management systems and food safety standards and product quality management; Cleaning, washing, and disinfection of: facilities, equipment, tools, devices, vehicles, packaging materials, and machines, equipment for changing rooms and sanitary facilities for employees; Hand washing, cleaning, washing, and disinfection of clothing and footwear, instruments for measuring and controlling the technological process; Supervision, measurement, and management of the technological flow of the production process, including IT equipment (hardware and software); Laboratory equipment; Administrative buildings (offices, worker rest areas, changing rooms, sanitary facilities);	2,334.08	779.03	3,113.11
3-1.2.5	Equipment, machines, and devices for: Energy saving; Environmental protection and processing, management, treatment, and disposal of waste, including machines for waste; Physical, chemical, and biological treatment of wastewater, prevention of air pollution, equipment for the disposal and transport of primary, secondary, and tertiary packaging, and solid waste;	95,222.25	31,740.75	126,963.00
3-1.3.1	Specialized transport vehicles and equipment for refrigerated tanks/upgraded systems for vehicles, for the transport of raw milk with appropriate equipment (measuring instruments and devices for sampling and quality control of the sample);	29,362.50	9,787.50	39,150.00
3-1.3.2	Specialized vehicles or equipment on vehicles for the transport of milk and dairy products with a cold chain assurance system in accordance with hygiene requirements;	141,800.74	47,266.91	189,067.65
3-2.1.1	Construction and/or reconstruction of facilities and premises for: Reception, temporary accommodation of animals, slaughter, cutting, processing, packaging, storage and dispatch of meat; Reception and temporary accommodation of sick or diseased or injured animals; premises used exclusively for the slaughter of sick, suspected animals or injured animals; Containment, stunning and slaughter of animals; Carrying out the production process; rooms for evisceration, skinning, measuring, grading and further processing, including the addition of spices to whole poultry carcasses; Cutting and deboning meat; Emptying and cleansing of the stomach and intestines; Separate storage of packaged and unpackaged meat; Cold storage; Cold storage of retained meat; Storage of meat that has been declared unfit for human consumption; Packaging and storage of edible by-products; Dispatch of meat;	133,724.36	44,574.79	178,299.15
3-2.1.2	Construction and/or reconstruction of facilities and rooms for: Receiving, storing, cutting and processing meat; Production of minced meat, meat products, mechanically deboned meat; Facilities/rooms with special microclimate and/or temperature conditions for production and/or storage of products; Packing and storage of finished products; Dispatch of finished products;	447,321.63	149,107.21	596,428.84

3-2.1.4	Construction and/or reconstruction: Network of internal roads; Fencing (excluding stone and wrought iron fences); Installation space for ventilation and air conditioning equipment and associated energy facilities; Water, gas, electrical, and sewage networks; Facilities for wastewater treatment and air pollution prevention;	115,759.45	38,586.48	154,345.93
3-2.1.7	Construction of facilities for energy production from renewable sources – photovoltaic systems, including the connection of the systems to facilities within the company. For the system to be considered a 'self-consumption' system, its production capacity should be below the expected energy consumption of the plant;	8,801.21	2,933.74	11,734.95
3-2.2.1	Equipment, machines and devices for: Unloading animals and unloading ramps; Reception, temporary accommodation, feeding and watering of animals in the depot; Cleaning, washing and disinfection of the depot; Transport of live animals within the slaughterhouse;	1,083.75	361.25	1,445.00
3-2.2.2	Equipment, machines, and devices for: Slaughtering, in accordance with the requirements of animal welfare and food safety; Assisting in the handling of animals during their movement to the slaughterhouse; Preparing animals for slaughter, stunning, and bleeding; Skinning, evisceration; Accepting raw materials; Equipment for cooling and/or freezing; Transporting carcasses and body parts within the facility;	527,759.33	175,919.78	703,679.11
3-2.2.3	Equipment, machines, and devices for: Reception, storage, slicing, and processing of meat; Production of minced meat, meat products, mechanically deboned meat; Establishing special microclimatic and/or temperature conditions for the purposes of production and/or storage of products including equipment for air conditioning of premises - cooling/heating, drying/humidifying air; Packaging and storage of finished products; Handling, transportation within the facility, and dispatch of raw materials and finished products;	3,757,079.63	1,252,359.88	5,009,439.51
3-2.2.4	Equipment, machines, and devices for: Internal road network; Ventilation and air conditioning of related energy facilities; Water, gas, electric, and sewage networks; Stand-by generators; Facilities for wastewater treatment and preventing air pollution;	223,953.87	74,651.29	298,605.16
3-2.2.5	Equipment, machines, and devices for: Implementation of food quality management systems and food safety standards and product quality management; Cleaning, washing, and disinfection of: facilities, equipment, tools, devices, vehicles, packaging materials, and machines, equipment for changing rooms and sanitary facilities for employees; Handwashing, cleaning, washing, and disinfection of clothing and footwear, instruments for measuring and controlling the technological process; Veterinary examinations; Supervision, measurement, and management of the technological flow of the production process, including IT equipment (hardware and software); Laboratory equipment; Administrative buildings (offices, employee break rooms, changing rooms, sanitary facilities);	323,633.37	107,877.79	431,511.16
3-2.2.6	Equipment, machines, and devices for: Collection, reception, storage (cold storage), disposal, and processing of animal by-products not intended for human consumption; Centers for collecting animal by-products; Processing and packaging of edible by-products;	2,701.84	900.61	3,602.45
3-2.2.7	Equipment, machines, and devices for: Energy saving; Environmental protection and processing, treatment, and disposal of waste, including waste machines; Physical, chemical, and biological treatment of wastewater, preventing air pollution, equipment for disposal and transportation of primary, secondary, and tertiary packaging and solid waste;	31,797.09	10,599.03	42,396.12
3-2.3.2	Specialized vehicles or equipment on vehicles for the transport of meat and meat products with a cold chain security system in accordance with hygiene requirements for food safety;	665,037.53	221,679.18	886,716.71
3-3.1.2	Construction and/or reconstruction of facilities for: Processing of raw materials; Cutting, peeling, grinding, blanching, cooking, mixing, preserving, filling; Sterilization and/or pasteurization; Drying, cooling, and freezing of raw materials and/or processed products; Facilities/plants with special microclimatic and/or temperature conditions for the production and/or storage of products; Packaging, labeling, and storage; Dispatch of finished products;	1,184,786.10	394,928.70	1,579,714.80

3-3.2.1	Equipment, machines, and devices for: Receiving, washing, processing, drying, and cleaning after harvest; Storing, sorting, packaging, labeling of raw products; Handling, transport within the facility and dispatch of finished products;	235,394.26	78,464.75	313,859.01
3-3.2.2	Equipment, machines, and devices for: Processing raw materials; Cutting, peeling, grinding, blanching, cooking, mixing, preserving, filling; Sterilization and/or pasteurization; Heating, drying; Cooling and freezing, cold chain, freezing tunnels, refrigerated transport; Establishing special microclimatic and/or temperature conditions for production and/or storage needs of products; Packaging and storage of finished products; Handling, transport within facilities and dispatch of finished products;	1,734,213.68	578,071.23	2,312,284.91
3-3.2.3	Equipment, machines, and devices for: Equipping networks of internal roads; Spaces for the installation of ventilation and air conditioning equipment and related energy facilities; Water, gas, electrical, and sewage networks; Stand-by generators; Wastewater treatment and air pollution prevention;	34,278.10	11,426.03	45,704.13
3-3.2.4	Equipment, machines, and devices for: Implementation of food quality management systems and food safety standards and product quality management; Cleaning, washing, and disinfection of: facilities, equipment, tools, devices, vehicles, packaging materials, and machines, equipment for employee changing rooms and sanitary facilities; Hand washing, cleaning, washing, and disinfection of clothing and footwear, measuring and control instruments for the technological process; Supervision, measurement, and management of the technological flow of the production process, including IT equipment (hardware and software); Laboratory equipment; Administrative buildings (offices, employee break areas, changing rooms, sanitary facilities);	157,867.94	52,622.65	210,490.59
3-3.2.5	Equipment, machines, and devices for: Collection, reception, storage (cold storage), removal, and processing of by-products of plant origin not intended for human consumption; Collection centers for by-products of plant origin; Processing and packaging of edible by-products;	686,241.00	228,747.00	914,988.00
3-3.3.1	Specialized vehicles for the transport of raw materials and final products with or without cooling systems, excluding trucks, including trailers or equipment on trucks with refrigerators;	224,058.77	74,686.26	298,745.03
3-3.3.3	Equipment for additional lighting and shading	20,297.08	6,765.69	27,062.77
3-5.1.1	Construction and/or reconstruction of facilities and spaces for: Reception, washing/cleaning; Sorting, processing; Olive processing; Pressing, preserving, packaging; Packaging and storage of finished products; Facilities/plants with special microclimatic and/or temperature conditions for the purpose of production and/or storage of products; Dispatch of finished products;	258,897.21	86,299.07	345,196.28
3-5.2.1	Equipment, machines, and devices for: Receiving, washing, drying, and cleaning after harvesting; Storing, sorting, packaging, labeling raw products; Handling, transporting within the facility, and dispatch of raw products;	8,292.13	2,764.04	11,056.17
3-5.2.2	Equipment, machines, and devices for: Olive processing, olive pomace, grinding; Preservation; Sterilization and/or pasteurization; Lines for filling olive oil with accompanying equipment; Collection and transport of pomace to composting sites; Establishing special microclimatic and/or temperature conditions for the needs of production and/or storage of products; Packaging and storage of finished products; Handling, transport within the facility, and dispatch of finished products;	330,700.22	110,233.41	440,933.63
3-5.2.4	Equipment, machines, and devices for: Implementing food quality management systems and food safety standards, as well as product quality management; Cleaning, washing, and disinfecting: facilities, equipment, tools, devices, vehicles, packaging materials, and machines, equipment for changing rooms and sanitary areas for employees; Handwashing, washing and disinfecting clothing and footwear, instruments for measuring and controlling the technological process; Monitoring, measuring, and managing the technological flow of the production process, including IT equipment (hardware and software); Laboratory equipment; Administrative buildings (offices, employee break rooms, changing rooms, sanitary facilities);	12,336.55	4,112.18	16,448.73

3-5.2.6	Equipment, machines, and devices for: Energy saving; Environmental protection and processing, treatment, and disposal of waste, including waste machines; Physical, chemical, and biological treatment of wastewater, preventing air pollution, equipment for storage and transportation of primary, secondary, and tertiary packaging and solid waste;	2,317.50	772.50	3,090.00
3-6.1.1	Construction and/or reconstruction of buildings and premises for: Grape processing; Wine cellars; Reception, washing/cleaning; Sorting, processing; Pressing, bottling; Packaging, storage and tasting of finished products; Facilities/operations with special microclimatic and/or temperature conditions for the needs of production and/or storage of products; Dispatch of finished products;	1,162,655.94	387,551.98	1,550,207.92
3-6.1.3	Construction and/or reconstruction: Internal road network; Fences (excluding stone fences and wrought iron fences); Installation space for ventilation and air conditioning equipment and associated energy facilities; Water, gas, electrical, and sewage networks; Facilities for wastewater treatment and air pollution prevention;	66,624.56	22,208.19	88,832.75
3-6.1.5	Construction of facilities for energy production from renewable sources – photovoltaic systems, including the connection of the systems to facilities within the company. For the system to be considered a 'self-consumption' system, its production capacity should be below the expected energy consumption of the operation.	21,392.93	7,130.98	28,523.91
3-6.2.1	Equipment, machines, and devices for: Receiving, washing/cleaning; Processing grapes; Cold stabilization of wine; Filtration; Wine pumps; Centrifugal separator; Nitrogen generator; Wine bottling production line with accompanying equipment; On-site cleaning stations; Pneumatic presses; Bottling and labeling; Establishing special microclimatic and/or temperature conditions for production and/or storage needs; Dispatch of finished products; Computer equipment for monitoring and managing production and storage areas (including installations, programs, and licenses);	759,374.85	253,124.95	1,012,499.80
3-6.2.2	Equipment, machines, and devices for: Equipping the network of internal roads; Spaces for the installation of ventilation and air conditioning equipment and related energy facilities; Water, gas, electrical, and sewage networks; Stand-by generators; Wastewater treatment plants and air pollution prevention;	4,350.00	1,450.00	5,800.00
3-6.2.3	Equipment, machines, and devices for: Implementing food quality management systems and food safety standards, as well as product quality management; Cleaning, washing, and disinfecting: facilities, equipment, tools, devices, vehicles, packaging materials, and machines, equipment for changing rooms and sanitary areas for employees; Handwashing, washing and disinfecting clothing and footwear, instruments for measuring and controlling the technological process; Monitoring, measuring, and managing the technological flow of the production process, including IT equipment (hardware and software); Laboratory equipment; Administrative buildings (offices, employee break rooms, changing rooms, sanitary facilities);	36,341.48	12,113.83	48,455.31
3-6.2.5	Equipment, machines, and devices for: Energy saving; Environmental protection and processing, treatment, and disposal of waste, including waste machines; Physical, chemical, and biological treatment of wastewater, preventing air pollution, equipment for handling and transporting primary, secondary, and tertiary packaging and solid waste;	4,615.10	1,538.37	6,153.47
3-6.2.7	Specialized vehicles for the transport of raw materials and finished products with or without refrigeration systems, excluding trucks, but including trailers or equipment on trucks with refrigerators;	17,978.15	5,992.72	23,970.87
Total for M3		13,816,148	4,605,383	18,421,530
OT-7	General expenditures for M7	10,250.04	3,416.68	13,666.72
7-1.1.1	Construction and/or reconstruction of real estate/assets (hospitality facilities for providing accommodation services, preparation and serving of food, drinks, and beverages);	743,984.05	247,994.68	991,978.73
7-1.1.2	Construction and/or reconstruction of tourist infrastructure as specified in chapter 8.3.9 of the IPARD II programme (themed and entertainment parks, tennis courts, swimming pools, recreational trails or roads - trim trails, viewpoints, panoramic roads, cycling and hiking trails);	13,026.71	4,342.24	17,368.95

7-1.1.6	Water, gas, electrical, and sewer networks;	27,450.41	9,150.15	36,600.56
7-1.2.1	Equipping real estate / facilities (hospitality facilities for providing accommodation services, preparation and serving of food, drinks, and beverages);	111,749.90	37,249.97	148,999.87
7-1.2.2	Equipping tourism infrastructure (as stated in chapter 8.3.9 of the IPARD II programme) (thematic and amusement parks, tennis courts, swimming pools, recreational trails or paths - trim trails, viewpoints, panoramic roads, cycling and hiking paths);	16,016.73	5,338.91	21,355.64
7-1.2.5	Procurement of computer equipment for hospitality activities, including the software and hardware necessary for the implementation of business processes under sub-measure 7.1.;	517.50	172.52	690.02
7-1.2.8	Equipment for water, gas, electrical, and sewage networks;	61.57	20.53	82.10
7-1.2.10	Cleaning, washing, and disinfection equipment: facilities, equipment, tools, devices, vehicles;	235.68	78.56	314.24
7-1.2.12	Procurement of equipment and devices for waste and wastewater treatment.	3,119.74	1,039.92	4,159.67
Total		926,412	308,803	1,235,216

Annex II – SUPPORT OF THE IPARD II PROGRAMME BY MUNICIPALITIES

Table 48: Support of IPARD II programme by municipalities

Municipality	No. of recipients	EU support	National support	Eligible expenditures
Andrijevica	8	129,780	43,260	237,124
Bar	5	144,828	48,276	314,733
Berane	51	915,928	305,310	1,752,461
Bijelo Polje	152	5,237,061	1,745,688	11,376,117
Budva	0	0	0	0
Cetinje	28	1,682,143	560,714	4,347,971
Danilovgrad	84	6,544,226	2,181,409	15,407,442
Gusinje	13	356,962	111,987	687,631
Herceg Novi	4	316,133	105,378	672,836
Kolašin	16	434,748	144,916	822,150
Kotor	2	209,077	69,692	430,547
Mojkovac	17	582,903	194,301	1,253,776
Nikšić	123	7,114,349	2,371,450	15,254,971
Petnjica	19	385,139	128,380	717,551
Plav	14	294,474	98,158	554,538
Pljevlja	63	1,337,332	445,778	2,636,243
Plužine	26	520,150	173,383	1,005,769
Podgorica	59	4,384,979	1,461,659	10,817,537
Rožaje	18	671,985	223,995	1,574,021
Šavnik	23	396,245	132,082	748,030
Tivat	0	0	0	0
Tuzi	31	1,106,552	368,851	2,475,667
Ulcinj	15	394,122	131,374	865,312
Žabljak	29	812,608	270,869	1,566,135
Zeta	17	837,132	279,044	2,080,398
Total	748	34,808,856	11,602,954	77,685,961

Source: Division for Monitoring and Evaluation of IPARD, MAFWM

Table 49: Support by measures

Measure	No. of recipients	EU support	National support	Eligible expenditures
Measure 1	7	115,649	38,550	208,137
Measure 3	-	-	-	-
Measure 7	1	14,131	4,710	28,987
Total	8	129,780	43,260	237,124

Source: Division for Monitoring and evaluation of IPARD, MAFWM

Table 50: Sector of support

Sector	No. of recipients	EU support	National support	Eligible expenditures
Meat	3	48,900	16,300	81,500
Milk	1	34,801	11,600	65,783
Fruit & Veg.	3	31,948	10,649	60,854
Rural tourism	1	14,131	4,710	28,987
Total	8	129,780	43,260	237,124

Source: Division for Monitoring and Evaluation of IPARD, MAFWM

Table 51: Young recipients

Measure	No. of recipients	EU support	National support	Eligible expenditures
Measure 1	2	55,850	18,617	94,235
Measure 3	-	-	-	-
Measure 7	-	-	-	-
Total	2	55,850	18,617	94,235

Source: Division for Monitoring and Evaluation of IPARD, MAFWM

Table 52: Women recipients

Measure	No. of recipients	EU support	National support	Eligible expenditures
Measure 1	1	6,950	2,317	12,735
Measure 3	-	-	-	-
Measure 7	-	-	-	-
Total	1	6,950	2,317	12,735

Source: Division for Monitoring and Evaluation of IPARD, MAFWM

Table 53: Purchase of tractors

No. of recipients	EU support	National support	Eligible expenditures
4	36,657	12,219	69,824

Source: Division for Monitoring and Evaluation of IPARD, MAFWM

Table 54: Support by measures

Measure	No. of recipients	EU support	National support	Eligible expenditures
Measure 1	4	126,116	42,039	264,833
Measure 3	2	18,712	6,237	49,900
Measure 7	-	-	-	-
Total	5	144,828	48,276	314,733

Source: Division for Monitoring and Evaluation of IPARD, MAFWM

Table 55: Sector of support

Sector	No. of recipients	EU support	National support	Eligible expenditures
Meat	1	86,506	28,835	176,810
Olive	2	35,062	11,688	77,918
Fruits & Veg.	2	23,260	7,753	60,005
Total	5	144,828	48,276	314,733

Source: Division for Monitoring and Evaluation of IPARD, MAFWM

Table 56: Young recipients

Measure	No. of recipients	EU support	National support	Eligible expenditures
Measure 1	-	-	-	-
Measure 3	-	-	-	-
Measure 7	-	-	-	-
Total	-	-	-	-

Source: Division for Monitoring and Evaluation of IPARD, MAFWM

Table 57: Women recipients

Measure	No. of recipients	EU support	National support	Eligible expenditures
Measure 1	-	-	-	-
Measure 3	-	-	-	-
Measure 7	-	-	-	-
Total	-	-	-	-

Source: Division for Monitoring and Evaluation of IPARD, MAFWM

Table 58: Purchase of tractors

No. of recipients	EU support	National support	Eligible expenditures
1	3,962	1,321	8,805

Source: Division for Monitoring and Evaluation of IPARD, MAFWM

Table 59: Support by measures

Measure	No. of recipients	EU support	National support	Eligible expenditures
Measure 1	49	864,519	288,173	1,615,371
Measure 3	2	51,409	17,136	137,090
Measure 7	-	-	-	-
Total	51	915,928	305,310	1,752,461

Source: Division for Monitoring and Evaluation of IPARD, MAFWM

Table 60: Sector of support

Sector	No. of recipients	EU support	National support	Eligible expenditures
Fruit & Veg.	23	458,590	152,863	899,569
Milk	24	383,608	127,869	713,662
Meat	2	39,949	13,316	74,884
Fishery and aquaculture	1	18,031	6,010	34,346
Pčelarstvo	1	15,750	5,250	30,000
Total	51	915,928	305,310	1,752,461

Source: Division for Monitoring and Evaluation of IPARD, MAFWM

Table 61: Young recipients

Measure	No. of recipients	EU support	National support	Eligible expenditures
Measure 1	9	191,399	63,800	355,971
Measure 3	-	-	-	-
Measure 7	-	-	-	-
Total	9	191,399	63,800	355,971

Source: Division for Monitoring and Evaluation of IPARD, MAFWM

Table 62: Women recipients

Measure	No. of recipients	EU support	National support	Eligible expenditures
Measure 1	8	222,140	74,047	412,061
Measure 3	-	-	-	-
Measure 7	-	-	-	-
Total	8	222,140	74,047	412,061

Source: Division for Monitoring and Evaluation of IPARD, MAFWM

Table 63: Purchase of tractors

No. of recipients	EU support	National support	Eligible expenditures
33	460,441	153,480	877,030

Source: Division for Monitoring and Evaluation of IPARD, MAFWM

Table 64: Support by measures

Measure	No. of recipients	EU support	National support	Eligible expenditures
Measure 1	145	3,341,022	1,113,675	6,400,326
Measure 3	6	1,832,632	610,877	4,846,579
Measure 7	1	63,407	21,136	129,212
Total	152	5,237,061	1,745,688	11,376,117

Source: Division for Monitoring and Evaluation of IPARD, MAFWM

Table 65: Sector of support

Sector	No. of recipients	EU support	National support	Eligible expenditures
Milk	106	2,307,777	769,259	4,322,820
Meat	10	2,086,282	695,428	5,288,167
Fruits & Veg.	33	734,049	244,683	1,546,961
Rural tourism	1	63,407	21,136	129,212
Eggs	2	45,546	15,182	88,956
Total	152	5,237,061	1,745,688	11,376,117

Source: Division for Monitoring and Evaluation of IPARD, MAFWM

Table 66: Young recipients

Measure	No. of recipients	EU support	National support	Eligible expenditures
Measure 1	28	746,788	248,929	1,401,337
Measure 3	-	-	-	-
Measure 7	1	63,407	21,136	129,212
Total	29	810,194	270,065	1,530,549

Source: Division for Monitoring and Evaluation of IPARD, MAFWM

Table 67: Women recipients

Measure	No. of recipients	EU support	National support	Eligible expenditures
Measure 1	6	123,785	41,262	235,475
Measure 3	-	-	-	-
Measure 7	1	63,407	21,136	129,212
Total	7	187,192	62,397	364,687

Source: Division for Monitoring and Evaluation of IPARD, MAFWM

Table 68: Purchase of tractors

No. of recipients	EU support	National support	Eligible expenditures
120	1,539,902	513,301	2,963,065

Source: Division for Monitoring and Evaluation of IPARD, MAFWM

Table 69: Support by measures

Measure	No. of recipients	EU support	National support	Eligible expenditures
Measure 1	-	-	-	-
Measure 3	-	-	-	-
Measure 7	-	-	-	-
Total	-	-	-	-

Source: Division for Monitoring and Evaluation of IPARD, MAFWM

Table 70: Sector of support

Sector	No. of recipients	EU support	National support	Eligible expenditures
	-	-	-	-
Total				

Source: Division for Monitoring and Evaluation of IPARD, MAFWM

Table 71: Young recipients

Measure	No. of recipients	EU support	National support	Eligible expenditures
Measure 1	-	-	-	-
Measure 3	-	-	-	-
Measure 7	-	-	-	-
Total	-	-	-	-

Source: Division for Monitoring and Evaluation of IPARD, MAFWM

Table 72: Women recipients

Measure	No. of recipients	EU support	National support	Eligible expenditures
Measure 1	-	-	-	-
Measure 3	-	-	-	-
Measure 7	-	-	-	-
Total	-	-	-	-

Source: Division for Monitoring and Evaluation of IPARD, MAFWM

Table 73: Purchase of tractors

No. of recipients	EU support	National support	Eligible expenditures
-	-	-	-

Source: Division for Monitoring and Evaluation of IPARD, MAFWM

Table 74: Support by measures

Measure	No. of recipients	EU support	National support	Eligible expenditures
Measure 1	4	100,141	33,380	217,494
Measure 3	24	1,582,002	527,334	4,217,477
Measure 7	-	-	-	-
Total	28	1,682,143	560,714	4,434,971

Source: Division for Monitoring and Evaluation of IPARD, MAFWM

Table 75: Sector of support

Sector	No. of recipients	EU support	National support	Eligible expenditures
Meat	18	1,187,056	395,685	3,164,950
Viticulture & Vine	9	480,871	160,290	1,234,472
Fruits & Veg.	1	14,216	4,739	26,549
Total	28	1,682,143	560,714	4,434,971

Source: Division for Monitoring and Evaluation of IPARD, MAFWM

Table 76: Young recipients

Measure	No. of recipients	EU support	National support	Eligible expenditures
Measure 1	-	-	-	-
Measure 3	1	24,973	8,324	66,595
Measure 7	-	-	-	-
Total	1	24,973	8,324	66,595

Source: Division for Monitoring and Evaluation of IPARD, MAFWM

Table 77: Women recipients

Measure	No. of recipients	EU support	National support	Eligible expenditures
Measure 1	-	-	-	-
Measure 3	6	242,748	80,916	647,327
Measure 7	-	-	-	-
Total	6	242,748	80,916	647,327

Source: Division for Monitoring and Evaluation of IPARD, MAFWM

Table 78: Purchase of tractors

No. of recipients	EU support	National support	Eligible expenditures
2	15,841	5,280	32,953

Source: Division for Monitoring and Evaluation of IPARD, MAFWM

Municipality of Danilovgrad

Table 79: Support by measures

Measure	No. of recipients	EU support	National support	Eligible expenditures
Measure 1	58	2,959,660	986,554	6,198,767
Measure 3	26	3,584,566	1,194,855	9,208,673
Measure 7	-	-	-	-
Total	84	6,544,226	2,181,409	15,407,442

Source: Division for Monitoring and Evaluation of IPARD, MAFWM

Table 80: Sector of support

Sector	No. of recipients	EU support	National support	Eligible expenditures
Fruits & Veg.	41	3,005,950	1,001,983	7,073,981
Eggs	7	1,206,060	402,020	2,573,906
Milk	22	948,747	316,249	2,119,069
Viticulture & Vine	6	724,110	241,370	1,929,569
Meat	5	604,768	201,589	1,595,709
Olive	2	35,734	11,911	73,301
Beekeeping	1	18,858	6,286	41,906
Total	84	6,544,226	2,181,409	15,407,442

Source: Division for Monitoring and Evaluation of IPARD, MAFWM

Table 81: Young recipients

Measure	No. of recipients	EU support	National support	Eligible expenditures
Measure 1	28	1,547,572	515,857	3,147,187
Measure 3	9	1,473,175	491,058	3,643,738
Measure 7	-	-	-	-
Total	37	3,020,747	1,006,916	6,790,925

Source: Division for Monitoring and Evaluation of IPARD, MAFWM

Table 82: Women recipients

Measure	No. of recipients	EU support	National support	Eligible expenditures
Measure 1	19	1,260,753	420,251	2,603,505
Measure 3	8	494,367	164,789	1,306,795
Measure 7	-	-	-	-
Total	27	1,755,120	585,040	3,910,300

Source: Division for Monitoring and Evaluation of IPARD, MAFWM

Table 83: Purchase of tractors

No. of recipients	EU support	National support	Eligible expenditures
21	327,124	109,041	685,638

Source: Division for Monitoring and Evaluation of IPARD, MAFWM

Table 84: Support by measures

Measure	No. of recipients	EU support	National support	Eligible expenditures
Measure 1	12	261,955	87,318	492,745
Measure 3	-	-	-	-
Measure 7	1	95,007	31,669	194,886
Total	13	356,962	118,987	687,631

Source: Division for Monitoring and Evaluation of IPARD, MAFWM

Table 85: Sector of support

Sector	No. of recipients	EU support	National support	Eligible expenditures
Milk	10	215,282	71,761	404,895
Rural tourism	1	95,007	31,669	194,886
Fruits & Veg.	1	38,958	12,986	73,153
Beekeeping	1	7,716	2,572	14,697
Total	13	356,962	111,987	687,631

Source: Division for Monitoring and Evaluation of IPARD, MAFWM

Table 86: Young recipients

Measure	No. of recipients	EU support	National support	Eligible expenditures
Measure 1	3	63,665	21,222	120,327
Measure 3	-	-	-	-
Measure 7	-	-	-	-
Total	3	63,665	21,222	120,327

Source: Division for Monitoring and Evaluation of IPARD, MAFWM

Table 87: Women recipients

Measure	No. of recipients	EU support	National support	Eligible expenditures
Measure 1	-	-	-	-
Measure 3	-	-	-	-
Measure 7	-	-	-	-
Total	-	-	-	-

Source: Division for Monitoring and Evaluation of IPARD, MAFWM

Table 88: Purchase of tractors

No. of recipients	EU support	National support	Eligible expenditures
9	116,486	38,829	221,879

Source: Division for Monitoring and Evaluation of IPARD, MAFWM

Table 89: Support by measures

Measure	No. of recipients	EU support	National support	Eligible expenditures
Measure 1	4	316,133	105,378	672,836
Measure 3	-	-	-	-
Measure 7	-	-	-	-
Total	4	316,133	105,378	672,836

Source: Division for Monitoring and Evaluation of IPARD, MAFWM

Table 90: Sector of support

Sector	No. of recipients	EU support	National support	Eligible expenditures
Eggs	2	251,239	83,746	551,460
Milk	1	52,658	17,553	98,068
Fruits & Veg.	1	12,236	4,079	23,308
Total	4	316,133	105,378	672,836

Source: Division for Monitoring and Evaluation of IPARD, MAFWM

Table 91: Young recipients

Measure	No. of recipients	EU support	National support	Eligible expenditures
Measure 1	1	12,236	4,079	23,308
Measure 3	-	-	-	-
Measure 7	-	-	-	-
Total	1	12,236	4,079	23,308

Source: Division for Monitoring and Evaluation of IPARD, MAFWM

Table 92: Women recipients

Measure	No. of recipients	EU support	National support	Eligible expenditures
Measure 1	1	52,658	17,553	98,068
Measure 3	-	-	-	-
Measure 7	-	-	-	-
Total	1	52,658	17,553	98,068

Source: Division for Monitoring and Evaluation of IPARD, MAFWM

Table 93: Purchase of tractors

No. of recipients	EU support	National support	Eligible expenditures
2	33,879	11,293	64,531

Source: Division for Monitoring and Evaluation of IPARD, MAFWM

Table 94: Support by measures

Measure	No. of recipients	EU support	National support	Eligible expenditures
Measure 1	15	392,244	130,748	734,962
Measure 3	-	-	-	-
Measure 7	1	42,504	14,168	87,188
Total	16	434,748	144,916	822,150

Source: Division for Monitoring and Evaluation of IPARD, MAFWM

Table 95: Sector of support

Sector	No. of recipients	EU support	National support	Eligible expenditures
Milk	12	343,380	114,460	644,808
Fruits & Veg.	3	48,864	16,288	90,154
Rural tourism	1	42,504	14,168	87,188
Total	16	434,748	144,916	822,150

Source: Division for Monitoring and Evaluation of IPARD, MAFWM

Table 96: Young recipients

Measure	No. of recipients	EU support	National support	Eligible expenditures
Measure 1	3	104,041	34,680	194,076
Measure 3	-	-	-	-
Measure 7	1	42,504	14,168	87,188
Total	4	146,545	48,848	281,264

Source: Division for Monitoring and Evaluation of IPARD, MAFWM

Table 97: Women recipients

Measure	No. of recipients	EU support	National support	Eligible expenditures
Measure 1	4	120,472	40,157	223,435
Measure 3	-	-	-	-
Measure 7	-	-	-	-
Total	4	120,472	40,157	223,435

Source: Division for Monitoring and Evaluation of IPARD, MAFWM

Table 98: Purchase of tractors

No. of recipients	EU support	National support	Eligible expenditures
14	196,523	65,507	374,327

Source: Division for Monitoring and Evaluation of IPARD, MAFWM

Table 99: Support by measures

Measure	No. of recipients	EU support	National support	Eligible expenditures
Measure 1	2	209,077	69,692	430,547
Measure 3	-	-	-	-
Measure 7	-	-	-	-
Total	2	209,077	69,692	430,547

Source: Division for Monitoring and Evaluation of IPARD, MAFWM

Table 100: Sector of support

Sector	No. of recipients	EU support	National support	Eligible expenditures
Olive	2	209,077	69,692	430,547
Total	2	209,077	69,692	430,547

Source: Division for Monitoring and Evaluation of IPARD, MAFWM

Table 101: Young recipients

Measure	No. of recipients	EU support	National support	Eligible expenditures
Measure 1	1	199,297	66,432	408,815
Measure 3	-	-	-	-
Measure 7	-	-	-	-
Total	1	199,297	66,432	408,815

Source: Division for Monitoring and Evaluation of IPARD, MAFWM

Table 102: Women recipients

Measure	No. of recipients	EU support	National support	Eligible expenditures
Measure 1	2	209,077	69,692	430,547
Measure 3	-	-	-	-
Measure 7	-	-	-	-
Total	2	209,077	69,692	430,547

Source: Division for Monitoring and Evaluation of IPARD, MAFWM

Table 103: Purchase of tractors

No. of recipients	EU support	National support	Eligible expenditures
1	3,477	1,159	7,724

Source: Division for Monitoring and Evaluation of IPARD, MAFWM

Table 104: Support by measures

Measure	No. of recipients	EU support	National support	Eligible expenditures
Measure 1	14	325,381	108,460	610,602
Measure 3	2	186,750	62,250	498,001
Measure 7	1	70,772	23,591	145,173
Total	17	582,903	194,301	1,253,776

Source: Division for Monitoring and Evaluation of IPARD, MAFWM

Table 105: Sector of support

Sector	No. of recipients	EU support	National support	Eligible expenditures
Meat	3	271,684	90,561	654,969
Milk	9	160,732	53,577	302,726
Fruits & Veg.	4	79,715	26,572	150,907
Rural tourism	1	70,772	23,591	145,173
Total	17	582,903	194,301	1,253,776

Source: Division for Monitoring and Evaluation of IPARD, MAFWM

Table 106: Young recipients

Measure	No. of recipients	EU support	National support	Eligible expenditures
Measure 1	2	107,579	35,860	198,818
Measure 3	2	186,750	62,250	498,001
Measure 7	1	70,772	23,591	145,173
Total	5	365,101	121,700	841,992

Source: Division for Monitoring and Evaluation of IPARD, MAFWM

Table 107: Women recipients

Measure	No. of recipients	EU support	National support	Eligible expenditures
Measure 1	2	51,600	17,200	96,070
Measure 3	-	-	-	-
Measure 7	-	-	-	-
Total	2	51,600	17,200	96,070

Source: Division for Monitoring and Evaluation of IPARD, MAFWM

Table 108: Purchase of tractors

No. of recipients	EU support	National support	Eligible expenditures
12	169,797	56,599	323,423

Source: Division for Monitoring and Evaluation of IPARD, MAFWM

Table 109: Support by measures

Measure	No. of recipients	EU support	National support	Eligible expenditures
Measure 1	110	4,538,623	1,512,875	8,543,083
Measure 3	10	2,422,127	807,375	6,396,812
Measure 7	3	153,599	51,200	315,077
Total	123	7,114,349	2,371,450	15,254,971

Source: Division for Monitoring and Evaluation of IPARD, MAFWM

Table 110: Sector of support

Sector	No. of recipients	EU support	National support	Eligible expenditures
Fruits & Veg.	33	2,732,512	910,836	5,940,952
Milk	70	1,990,447	663,483	3,753,475
Meat	11	1,755,884	585,295	4,332,758
Eggs	4	442,538	147,513	831,953
Rural tourism	3	153,599	51,200	315,077
Beekeeping	2	39,368	13,123	80,756
Total	123	7,114,349	2,371,450	15,254,971

Source: Division for Monitoring and Evaluation of IPARD, MAFWM

Table 111: Young recipients

Measure	No. of recipients	EU support	National support	Eligible expenditures
Measure 1	26	1,450,833	483,611	2,731,822
Measure 3	4	996,608	332,203	2,657,621
Measure 7	1	74,537	24,846	152,896
Total	31	2,521,978	840,660	5,542,339

Source: Division for Monitoring and Evaluation of IPARD, MAFWM

Table 112: Women recipients

Measure	No. of recipients	EU support	National support	Eligible expenditures
Measure 1	21	730,725	243,575	1,386,172
Measure 3	1	46,113	15,371	122,967
Measure 7	1	74,537	24,846	152,896
Total	23	851,375	283,792	1,662,036

Source: Division for Monitoring and Evaluation of IPARD, MAFWM

Table 113: Purchase of tractors

No. of recipients	EU support	National support	Eligible expenditures
57	946,073	316,358	1,817,539

Source: Division for Monitoring and Evaluation of IPARD, MAFWM

Table 114: Support by measures

Measure	No. of recipients	EU support	National support	Eligible expenditures
Measure 1	19	385,139	128,380	717,551
Measure 3	-	-	-	-
Measure 7	-	-	-	-
Total	19	385,139	128,380	717,551

Source: Division for Monitoring and Evaluation of IPARD, MAFWM

Table 115: Sector of support

Sector	No. of recipients	EU support	National support	Eligible expenditures
Milk	15	288,061	96,020	534,878
Fruits & Veg.	3	73,860	24,620	139,195
Meat	1	23,218	7,739	43,479
Total	19	385,139	128,380	717,551

Source: Division for Monitoring and Evaluation of IPARD, MAFWM

Table 116: Young recipients

Measure	No. of recipients	EU support	National support	Eligible expenditures
Measure 1	4	112,679	37,560	211,204
Measure 3	-	-	-	-
Measure 7	-	-	-	-
Total	4	112,679	37,560	211,204

Source: Division for Monitoring and Evaluation of IPARD, MAFWM

Table 117: Women recipients

Measure	No. of recipients	EU support	National support	Eligible expenditures
Measure 1	3	73,860	24,620	139,195
Measure 3	-	-	-	-
Measure 7	-	-	-	-
Total	3	73,860	24,620	139,195

Source: Division for Monitoring and Evaluation of IPARD, MAFWM

Table 118: Purchase of tractors

No. of recipients	EU support	National support	Eligible expenditures
18	252,775	84,258	481,476

Source: Division for Monitoring and Evaluation of IPARD, MAFWM

Table 119: Support by measures

Measure	No. of recipients	EU support	National support	Eligible expenditures
Measure 1	14	294,474	98,158	554,538
Measure 3	-	-	-	-
Measure 7	-	-	-	-
Total	14	294,474	98,158	554,538

Source: Division for Monitoring and Evaluation of IPARD, MAFWM

Table 120: Sector of support

Sector	No. of recipients	EU support	National support	Eligible expenditures
Milk	10	232,862	77,621	439,306
Fruits & Veg.	4	61,611	20,537	115,232
Total	14	294,474	98,158	554,538

Source: Division for Monitoring and Evaluation of IPARD, MAFWM

Table 121: Young recipients

Measure	No. of recipients	EU support	National support	Eligible expenditures
Measure 1	2	42,003	14,001	77,636
Measure 3	-	-	-	-
Measure 7	-	-	-	-
Total	2	42,003	14,001	77,636

Source: Division for Monitoring and Evaluation of IPARD, MAFWM

Table 122: Women recipients

Measure	No. of recipients	EU support	National support	Eligible expenditures
Measure 1	3	69,826	23,275	133,002
Measure 3	-	-	-	-
Measure 7	-	-	-	-
Total	3	69,826	23,275	133,002

Source: Division for Monitoring and Evaluation of IPARD, MAFWM

Table 123: Purchase of tractors

No. of recipients	EU support	National support	Eligible expenditures
13	200,493	66,831	381,891

Source: Division for Monitoring and Evaluation of IPARD, MAFWM

Table 124: Support by measures

Measure	No. of recipients	EU support	National support	Eligible expenditures
Measure 1	59	1,150,340	383,447	2,149,344
Measure 3	3	167,904	55,968	447,743
Measure 7	1	19,089	6,363	39,156
Total	63	1,337,332	445,778	2,636,243

Source: Division for Monitoring and Evaluation of IPARD, MAFWM

Table 125: Sector of support

Sector	No. of recipients	EU support	National support	Eligible expenditures
Milk	40	718,638	239,546	1,381,421
Fruits & Veg.	17	399,863	133,288	754,892
Meat	4	194,327	64,776	450,460
Rural tourism	1	19,089	6,363	39,156
Beekeeping	1	5,415	1,805	10,314
Total	63	1,337,332	445,778	2,636,243

Source: Division for Monitoring and Evaluation of IPARD, MAFWM

Table 126: Young recipients

Measure	No. of recipients	EU support	National support	Eligible expenditures
Measure 1	12	218,119	72,706	410,260
Measure 3	-	-	-	-
Measure 7	-	-	-	-
Total	12	218,119	72,706	410,260

Source: Division for Monitoring and Evaluation of IPARD, MAFWM

Table 127: Women recipients

Measure	No. of recipients	EU support	National support	Eligible expenditures
Measure 1	3	39,752	13,251	75,109
Measure 3	-	-	-	-
Measure 7	-	-	-	-
Total	3	39,752	13,251	75,109

Source: Division for Monitoring and Evaluation of IPARD, MAFWM

Table 128: Purchase of tractors

No. of recipients	EU support	National support	Eligible expenditures
44	572,413	190,804	1,090,311

Source: Division for Monitoring and Evaluation of IPARD, MAFWM

Table 129: Support by measures

Measure	No. of recipients	EU support	National support	Eligible expenditures
Measure 1	22	346,200	115,400	648,948
Measure 3	-	-	-	-
Measure 7	4	173,950	57,983	356,821
Total	26	520,150	173,383	1,005,769

Source: Division for Monitoring and Evaluation of IPARD, MAFWM

Table 130: Sector of support

Sector	No. of recipients	EU support	National support	Eligible expenditures
Milk	14	214,721	71,574	402,421
Rural tourism	4	173,950	57,983	356,821
Meat	3	73,014	24,338	136,397
Fruits & Veg.	3	34,978	11,659	65,393
Beekeeping	2	23,484	7,829	44,737
Total	26	520,150	193,383	1,005,769

Source: Division for Monitoring and Evaluation of IPARD, MAFWM

Table 131: Young recipients

Measure	No. of recipients	EU support	National support	Eligible expenditures
Measure 1	7	117,585	39,195	221,086
Measure 3	-	-	-	-
Measure 7	-	-	-	-
Total	7	117,585	39,195	221,086

Source: Division for Monitoring and Evaluation of IPARD, MAFWM

Table 132: Women recipients

Measure	No. of recipients	EU support	National support	Eligible expenditures
Measure 1	2	29,626	9,875	54,823
Measure 3	-	-	-	-
Measure 7	1	84,530	28,177	173,394
Total	3	114,156	38,052	228,217

Source: Division for Monitoring and Evaluation of IPARD, MAFWM

Table 133: Purchase of tractors

No. of recipients	EU support	National support	Eligible expenditures
16	167,765	55,922	319,552

Source: Division for Monitoring and Evaluation of IPARD, MAFWM

Table 134: Support by measures

Measure	No. of recipients	EU support	National support	Eligible expenditures
Measure 1	40	1,629,073	543,024	3,438,770
Measure 3	19	2,755,906	918,635	7,378,767
Measure 7	-	-	-	-
Total	59	4,384,979	1,461,659	10,817,537

Source: Division for Monitoring and Evaluation of IPARD, MAFWM

Table 135: Sector of support

Sector	No. of recipients	EU support	National support	Eligible expenditures
Fruits & Veg.	20	1,421,233	473,744	3,420,222
Viticulture & Wine	16	1,398,061	466,020	3,551,586
Meat	10	1,230,702	410,234	3,140,604
Milk	10	281,874	93,958	587,105
Olive	1	28,033	9,344	62,295
Beekeeping	2	25,076	8,359	55,725
Total	59	4,384,979	1,461,659	10,817,537

Source: Division for Monitoring and Evaluation of IPARD, MAFWM

Table 136: Young recipients

Measure	No. of recipients	EU support	National support	Eligible expenditures
Measure 1	10	735,236	245,079	1,503,731
Measure 3	11	1,252,317	417,439	3,373,760
Measure 7	-	-	-	-
Total	21	1,987,553	662,518	4,877,492

Source: Division for Monitoring and Evaluation of IPARD, MAFWM

Table 137: Women recipients

Measure	No. of recipients	EU support	National support	Eligible expenditures
Measure 1	9	554,277	184,759	1,142,657
Measure 3	9	612,875	204,292	1,611,914
Measure 7	-	-	-	-
Total	18	1,167,152	389,051	2,754,571

Source: Division for Monitoring and Evaluation of IPARD, MAFWM

Table 138: Purchase of tractors

No. of recipients	EU support	National support	Eligible expenditures
22	181,589	60,530	394,055

Source: Division for Monitoring and Evaluation of IPARD, MAFWM

Table 139: Support by measures

Measure	No. of recipients	EU support	National support	Eligible expenditures
Measure 1	11	244,500	81,500	460,718
Measure 3	5	384,166	128,055	1,024,441
Measure 7	2	43,320	14,440	88,862
Total	18	671,985	223,995	1,574,021

Source: Division for Monitoring and Evaluation of IPARD, MAFWM

Table 140: Sector of support

Sector	No. of recipients	EU support	National support	Eligible expenditures
Fruits & Veg.	9	432,314	144,105	1,116,154
Milk	5	106,096	35,365	197,711
Meat	2	90,255	30,085	171,295
Rural tourism	2	43,320	14,440	88,861
Total	18	671,985	223,995	1,574,021

Source: Division for Monitoring and Evaluation of IPARD, MAFWM

Table 141: Young recipients

Measure	No. of recipients	EU support	National support	Eligible expenditures
Measure 1	4	125,478	41,826	237,429
Measure 3	-	-	-	-
Measure 7	-	-	-	-
Total	4	125,478	41,826	237,429

Source: Division for Monitoring and Evaluation of IPARD, MAFWM

Table 142: Women recipients

Measure	No. of recipients	EU support	National support	Eligible expenditures
Measure 1	-	-	-	-
Measure 3	-	-	-	-
Measure 7	-	-	-	-
Total	-	-	-	-

Table 143: Purchase of tractors

No. of recipients	EU support	National support	Eligible expenditures
6	82,915	27,638	157,933

Source: Division for Monitoring and Evaluation of IPARD, MAFWM

Table 144: Support by measures

Measure	No. of recipients	EU support	National support	Eligible expenditures
Measure 1	21	369,675	123,225	693,528
Measure 3	-	-	-	-
Measure 7	2	26,570	8,857	54,502
Total	23	396,245	132,082	748,030

Source: Division for Monitoring and Evaluation of IPARD, MAFWM

Table 145: Sector of support

Sector	No. of recipients	EU support	National support	Eligible expenditures
Milk	15	238,470	79,490	446,422
Meat	3	89,495	29,832	167,658
Rural tourism	2	26,570	8,857	54,502
Fishery & Aquaculture	2	21,671	7,224	41,279
Beekeeping	1	20,039	6,680	38,169
Total	23	396,245	132,082	748,030

Source: Division for Monitoring and Evaluation of IPARD, MAFWM

Table 146: Young recipients

Measure	No. of recipients	EU support	National support	Eligible expenditures
Measure 1	5	92,445	30,815	172,682
Measure 3	-	-	-	-
Measure 7	-	-	-	-
Total	5	92,445	30,815	172,682

Source: Division for Monitoring and Evaluation of IPARD, MAFWM

Table 147: Women recipients

Measure	No. of recipients	EU support	National support	Eligible expenditures
Measure 1	2	39,082	13,027	73,512
Measure 3	-	-	-	-
Measure 7	-	-	-	-
Total	2	39,082	13,027	73,512

Source: Division for Monitoring and Evaluation of IPARD, MAFWM

Table 148: Purchase of tractors

No. of recipients	EU support	National support	Eligible expenditures
13	163,763	54,588	311,930

Source: Division for Monitoring and Evaluation of IPARD, MAFWM

Municipality of Tivat

Table 149: Support by measures

Mjera	No. of recipients	EU support	National support	Eligible expenditures
Measure 1	-	-	-	-
Measure 3	-	-	-	-
Measure 7	-	-	-	-
Total	-	-	-	-

Source: Division for Monitoring and Evaluation of IPARD, MAFWM

Table 150: Sector of support

Sector	No. of recipients	EU support	National support	Eligible expenditures
Total	-	-	-	-

Source: Division for Monitoring and Evaluation of IPARD, MAFWM

Table 151: Young recipients

Measure	No. of recipients	EU support	National support	Eligible expenditures
Measure 1	-	-	-	-
Measure 3	-	-	-	-
Measure 7	-	-	-	-
Total	-	-	-	-

Source: Division for Monitoring and Evaluation of IPARD, MAFWM

Table 152: Women recipients

Measure	No. of recipients	EU support	National support	Eligible expenditures
Measure 1	-	-	-	-
Measure 3	-	-	-	-
Measure 7	-	-	-	-
Total	-	-	-	-

Source: Division for Monitoring and Evaluation of IPARD, MAFWM

Table 153: Purchase of tractors

No. of recipients	EU support	National support	Eligible expenditures
-	-	-	-

Source: Division for Monitoring and Evaluation of IPARD, MAFWM

Table 154: Support by measures

Measure	No. of recipients	EU support	National support	Eligible expenditures
Measure 1	28	842,045	280,682	1,770,315
Measure 3	3	264,507	88,169	705,352
Measure 7	-	-	-	-
Total	31	1,106,552	368,851	2,475,667

Source: Division for Monitoring and Evaluation of IPARD, MAFWM

Table 155: Sector of support

Sector	No. of recipients	EU support	National support	Eligible expenditures
Fruits & Veg.	18	593,519	197,840	1,262,090
Meat	1	168,438	56,146	449,168
Milk	4	156,746	52,249	326,565
Viticulture	7	102,458	34,153	210,136
Olive	1	85,391	28,464	227,708
Total	31	1,106,552	368,851	2,475,667

Source: Division for Monitoring and Evaluation of IPARD, MAFWM

Table 156: Young recipients

Measure	No. of recipients	EU support	National support	Eligible expenditures
Measure 1	16	539,791	179,930	1,099,742
Measure 3	3	264,507	88,169	705,352
Measure 7	-	-	-	-
Total	19	804,298	268,099	1,805,094

Source: Division for Monitoring and Evaluation of IPARD, MAFWM

Table 157: Women recipients

Measure	No. of recipients	EU support	National support	Eligible expenditures
Measure 1	-	-	-	-
Measure 3	2	253,829	84,610	676,876
Measure 7	-	-	-	-
Total	2	253,829	84,610	676,876

Source: Division for Monitoring and Evaluation of IPARD, MAFWM

Table 158: Purchase of tractors

No. of recipients	EU support	National support	Eligible expenditures
22	209,814	69,938	442,476

Source: Division for Monitoring and Evaluation of IPARD, MAFWM

Table 159: Support by measures

Measure	No. of recipients	EU support	National support	Eligible expenditures
Measure 1	15	394,122	131,374	865,312
Measure 3	-	-	-	-
Measure 7	-	-	-	-
Total	15	394,122	131,374	865,312

Source: Division for Monitoring and Evaluation of IPARD, MAFWM

Table 160: Sector of support

Sector	No. of recipients	EU support	National support	Eligible expenditures
Frutis & Veg.	12	344,601	114,867	755,265
Olive	2	31,145	10,382	69,210
Milk	1	18,377	6,126	40,837
Total	15	394,122	131,374	865,312

Source: Division for Monitoring and Evaluation of IPARD, MAFWM

Table 161: Young recipients

Measure	No. of recipients	EU support	National support	Eligible expenditures
Measure 1	3	44,571	14,857	90,951
Measure 3	-	-	-	-
Measure 7	-	-	-	-
Total	3	44,571	14,857	90,951

Source: Division for Monitoring and Evaluation of IPARD, MAFWM

Table 162: Women recipients

Measure	No. of recipients	EU support	National support	Eligible expenditures
Measure 1	1	29,407	9,802	63,991
Measure 3	-	-	-	-
Measure 7	-	-	-	-
Total	1	29,407	9,802	63,991

Source: Division for Monitoring and Evaluation of IPARD, MAFWM

Table 163: Purchase of tractors

No. of recipients	EU support	National support	Eligible expenditures
10	82,461	27,487	182,604

Source: Division for Monitoring and Evaluation of IPARD, MAFWM

Table 164: Support by measures

Measure	No. of recipients	EU support	National support	Eligible expenditures
Measure 1	23	569,635	189,878	1,056,091
Measure 3	1	18,910	6,303	50,427
Measure 7	5	224,063	74,688	459,616
Total	29	812,608	270,869	1,566,135

Source: Division for Monitoring and Evaluation of IPARD, MAFWM

Table 165: Sector of support

Sector	No. of recipients	EU support	National support	Eligible expenditures
Milk	17	244,926	82,642	455,169
Rural tourism	5	224,063	74,688	459,616
Fruits & Veg.	4	184,119	61,373	349,186
Meat	3	159,500	53,167	302,163
Total	29	812,608	270,869	1,566,135

Source: Division for Monitoring and Evaluation of IPARD, MAFWM

Table 166: Young recipients

Measure	No. of recipients	EU support	National support	Eligible expenditures
Measure 1	3	149,999	50,000	268,554
Measure 3	1	18,910	6,303	50,427
Measure 7	1	75,534	25,178	154,941
Total	5	244,443	81,481	473,922

Source: Division for Monitoring and Evaluation of IPARD, MAFWM

Table 167: Women recipients

Measure	No. of recipients	EU support	National support	Eligible expenditures
Measure 1	1	20,944	6,981	39,894
Measure 3	-	-	-	-
Measure 7	2	106,480	35,493	218,420
Total	3	127,424	42,475	258,313

Source: Division for Monitoring and Evaluation of IPARD, MAFWM

Table 168: Purchase of tractors

No. of recipients	EU support	National support	Eligible expenditures
16	175,215	58,405	333,743

Source: Division for Monitoring and Evaluation of IPARD, MAFWM

Table 169: Support by measures

Measure	No. of recipients	EU support	National support	Eligible expenditures
Measure 1	13	290,574	96,858	623,941
Measure 3	4	546,558	182,186	1,456,457
Measure 7	-	-	-	-
Total	17	837,132	279,044	2,080,398

Source: Division for Monitoring and Evaluation of IPARD, MAFWM

Table 170: Sector of support

Sector	No. of recipients	EU support	National support	Eligible expenditures
Olive	2	528,777	176,259	1,409,043
Fruits & Veg.	10	145,622	48,541	312,133
Milk	3	144,952	48,317	311,808
Wine	2	17,781	5,927	47,415
Total	17	837,132	279,044	2,080,398

Source: Division for Monitoring and Evaluation of IPARD, MAFWM

Table 171: Young recipients

Measure	No. of recipients	EU support	National support	Eligible expenditures
Measure 1	2	41,778	13,926	85,698
Measure 3	2	17,781	5,927	47,415
Measure 7	-	-	-	-
Total	4	59,559	19,853	133,113

Source: Division for Monitoring and Evaluation of IPARD, MAFWM

Table 172: Women recipients

Measure	No. of recipients	EU support	National support	Eligible expenditures
Measure 1	5	176,922	58,974	378,117
Measure 3	2	528,777	176,259	1,409,043
Measure 7	-	-	-	-
Total	7	705,699	235,233	1,787,160

Source: Division for Monitoring and Evaluation of IPARD, MAFWM

Table 173: Purchase of tractors

No. of recipients	EU support	National support	Eligible expenditures
8	127,863	42,621	279,174

Source: Division for Monitoring and Evaluation of IPARD, MAFWM

ANNEX III - SUMMARY OF THE INTERIM EVALUATION OF IPARD II PROGRAMME

In 2021, the Terms of Reference (ToR) were prepared by the Division for Monitoring and Evaluation of IPARD and a tender was published, in which seven companies applied. The first-ranked company was „Ecorys“ LLC from Croatia, with which a contract was signed.

The evaluation was completed in close collaboration with the ministry, and the time and methodology of the research were approved and accepted by the Ministry of Agriculture, Forestry and Water Management. The ministry approved the proposed mission in September 2021 and provided support in organizing meetings with stakeholders and organized interviews for case studies with recipients.

The final report of the interim evaluation was accepted in the first quarter of 2022. The evaluation involved a combination of quantitative and qualitative methods. Desk research was combined with two surveys aimed at successful recipients on one side and unsuccessful applicants on the other.

Table 174: Number of respondents through interim evaluations of the IPARD II programme

Measure	No. of contacted recipients	Number of responses from recipients	Unsuccessful contacted applicants	Answer of unsuccessful applicants
Measure 1	184	17	186	13
Measure 3	10	10	57	8
Total	194	27	243	21
Answers in % of contracted	n/a	14	n/a	9

Source: Evaluator survey for recipients and unsuccessful applicants, interim evaluation of the Programme 2021-2022

The evaluation team conducted desk research from home to establish an overview of the state of development of the agricultural and food sector in Montenegro. The Ministry of Agriculture, Forestry, and Water Management supported this desk research by sending documents on relevant previous/current programmes, projects, evaluations, sectoral strategies/analyses, minutes, etc. These were made available to the project team and were thoroughly reviewed.

During the mission in September, experts from the evaluation team met with various stakeholders.

According to the Terms of Reference (project assignment), the temporary evaluation team conducted two surveys: a survey for recipients within the IPARD II programme and a survey among unsuccessful applicants. This is the so-called rejection survey. Two questionnaires were included in Annex 4.

The operational implementation of the surveys was carried out with the help of a local expert engaged to support the team for 30 working days.

Table 175: Technical efficiency, number of projects, 31.12.2020

Measure	Goal, 7-years period of impl. of the Programme	Goal, 3-year period	Completed 31.12.2020	Commitment rate for the entire 7 years period of the Programme	Commitment rate for 3-year period
Measure 1	600	257	282	47.00	109.7
Measure 3	80	34	42	52.50	123.5
Measure 7	120	51	0	0	0
Programme	800	343	324	40.5	94.5

Source: Own calculations based on data from the Annual Implementation Report of the IPARD for 2020

Table 176: Financial efficiency, EUR, 31.12.2020

Measure	Goal, 7-years period of impl. of the Programme	Goal, 3-year period	Completed 31.12.2020	Commitment rate for the entire 7 years period of the Programme	Commitment rate for 3-year period
Measure 1	36,155,556	15,495,238	11,970,000	33.1	129.5
Measure 3	47,386,666	20,308,571	26,376,000	55.7	129.9
Measure 7	4,512,819	1,934,065	0	0	0
Programme	88,055,041	37,737,875	10,590,561	43.5	101.6

Source: Own calculations based on data from the Annual Implementation Report of the IPARD for 2020

Table 177: Effectiveness rate of IPARD for Measure 1 and 3

Measure	Effective rate
Measure 1	0.85
Measure 3	1.05
Measure 7	0
Programme	1.08

Source: Own calculations based on data from the Annual Implementation Report of the IPARD for 2020

The efficiency rate should be understood in this way: An efficiency rate of 1 means that technical effectiveness is balanced with financial efficiency. For example, if 10% of the technical goal (physical performance) is achieved with 10% of the allocated financial resources (financial indicator). If the rate is below 1, more resources have been consumed than expected to achieve the technical goal, and if it is above 1, fewer resources have been consumed to produce results than planned. In the IPARD programme, the efficiency rate is 0.85 for Measure 1 and 1.05 for Measure 3, which shows that more results (projects) were produced with fewer resources (money) than expected for Measure 1, which is positive, while slightly more resources than expected were spent on Measure 1.

Main conclusions of the interim evaluation of the IPARD II programme

The implementation status of the programme as from 31 December 2020, lags behind the planned results compared to expectations at the time the Programme was developed. First, not all planned measures are being implemented because they have not been accredited. This is the case with measures: Measure 4 - Agroecological measure, Measure 5 - Implementation of local development strategies - LEADER approach, and Measure 6 - Investments in public rural infrastructure. Measure 7 – Farm diversification and business development was accredited later in the process, with the first public call announced in 2021, and it has not been considered in this interim evaluation.

Since the beginning of the Programme in 2018, only Measure 1 – Investments in physical assets on agricultural holdings and Measure 3 – Investments in physical assets concerning the processing and marketing of agricultural and fish products are being implemented.

Measure 1 and Measure 3 have been implemented since 2018 with 2 calls for each measure during the evaluation period from 2018 to December 31, 2020. The total number of applications received for Measure 1 in these first two calls was 569, of which 143 were rejected. The rejection rate is 25%, which is relatively low. The goal is 600 projects, reduced from the original goal of 850 projects. The milk and fruit and vegetable sectors dominate the calls with 146 out of 158 realized and paid projects only in 2020.

The Annual report on the implementation of IPARD for the year 2020 did not contain the explanation why these two sectors dominate, and it was relevant that the MA monitors this trend to take steps to increase the absorption of funds in other sectors, where there are similar needs for investment support. By the end of 2020, 285 projects were contracted, of which 163 were paid with an average total investment of 42,000 EUR. This means that an additional 122 contracted projects represent an additional 5.1 million EUR in obligations if the same average investment is assumed. The total rate of financial commitment was then 33% by the end of 2020, and the project implementation rate was 47.5%.

Regarding Measure 3, the goal was 80 projects, which is a reduction compared to the originally planned 150 projects, while the 20 planned projects for investing in renewable energy production has been retained. The total number of applications for Measure 3 was 97 projects, of which 40 projects were rejected. The rejection rate was 41.2%. Only 6 projects were paid by the end of 2020 with an average investment of 628,000.00 EUR. The planned average investment costs was 316,000 EUR, so the realized projects were twice the amount as it was expected.

The estimated number of projects with this average was 75. This means that the reduction of the project target was justified in relation to the experienced average costs per project. With an additional 36 projects engaged by the end of 2020 and forecasting the same average investment costs, the total engaged investments amount to 26.4 million EUR and the financial obligation rate was 55.7% by the end of 2020. For the Programme, with a planned implementation time of 7 years, this was a good performance after 3 years of implementation.

The final date for eligible expenditures under the IPARD II programme was December 31, 2023. This means that the part of implementation must be increased in order to utilize all the funds allocated to accredited measures. For Measure 1, 33% of the total financial package has been allocated by December 31, 2020, while 55.7% has been allocated for Measure 3. This implies that by December 31, 2023, twice as much funding had to be allocated for Measure 1, while for Measure 3 it amounts to 44% from January 1, 2021, to December 31, 2023. This suggests that 1,140 applications under Measure 1 had to be processed and 570 projects approved for funding. For Measure 3, it was not challenging as Measure 1. For Measure 3, only 80 applications needed to be processed, and 34 projects had to be contracted.

The risk of de-commitment and underutilization of all funds in favor of Montenegrin farmers, food companies, and rural residents was likely difficult to avoid for Measure 1, and possibly for Measure 7 as well. It was impossible to judge the amount of de-commitment based on that time information.

Achieved results and impacts of interim evaluation

Measure 1: Agriculture – primary production

According to the conducted survey, recipients of Measure 1 recorded an increase from 2018 before investments to 2020 after investing in turnover of 3.7% annually and GDP of 7.4% annually, while growth in the agriculture sector for the same period was only 0.4%.

The productivity of labor (GDP/AVU) for supported recipients who responded to the survey increased by 1.7% from 2,935 EUR to 2,984 EUR/AVU. This level of productivity is only 44% of the agricultural sector average in 2019 according to MONSTAT data. The conclusion is that on one hand, investment support generates a GDP growth higher than average, but nonetheless, GDP/AVU is still far lower than in the agricultural sector overall.

The growth of GVA is significant, but it grows from a low level on small farms (70% have less than 10 ha), where the weight of investment is high compared to turnover. This results in low efficiency, but investments are important for recipients to increase their turnover, GVA, and income and to professionalize their production in accordance with national minimum standards for farms and EU standards related to investments. Support is more important than efficiency can indicate.

Measure 3: Food industry

It was foreseen that the investment support will generate an increase in GDP estimated at 502,449.00 EUR for the survey respondents, and it will be 8.4 million EUR if the Programme is fully implemented. The investments made by the survey participants generate 33 jobs, and 547 jobs will be generated at the Programme level.

The ex-ante evaluation estimates were based on an investment return of 20%, which led to a GDP increase of 9.5 million EUR, to 427 jobs and a GDP/AVU of 11,094 EUR/AVU. The differences between the ex-ante estimates and the estimates presented here are due to higher productivity than expected, resulting in fewer jobs, but also lower GDP growth due to lower investment returns leading to fewer jobs.