

Seventh meeting of the IPARD III monitoring committee

Thursday, May 28 2026



Opening of the meeting
Approval of the Agenda
Information on changes to the Decision of the IMC;
Rules of procedure
of the IMC



Short introduction by European Commission (DG AGRI)



**Adoption of the minutes of the previous
IPARD monitoring committee (IMC) meeting and
information on the implementation of decisions taken
at the previous IPARD III monitoring committee meeting**



Short introduction by European Commission (DG AGRI)



State of play of the implementation of the IPARD III programme



Implementation of existing measures + accreditation of new measures

- Measures to be accredited in the future period:
 - **Public rural infrastructure (M6)**
 - **Agri-environment-climate & organic farming (M4)**
 - **Local development strategies – LEADER (M5)**
 - **Establishment and protection of forests (M11)**



Planned Publication of IPARD Public Calls for 2026

- **Measure 4** – AGRO-ENVIRONMENT-CLIMATE AND ORGANIC FARMING MEASURE
I PUBLIC CALL - **II QUARTER** 60 days
- **Measure 7** – DIVERSIFICATION OF FARMS AND BUSINESS DEVELOPMENT - II PUBLIC CALL – Sub-measure 7.2 “Support for investments in on-farm processing” **II QUARTER** 60 days
- **Measure 3** – INVESTMENTS IN PHYSICAL ASSETS CONCERNING PROCESSING AND MARKETING OF AGRICULTURAL AND FISHERY PRODUCTS - II PUBLIC CALL (equipment only, excluding vehicles and construction) - **III QUARTER** 60 days
- **Measure 7** – FARM DIVERSIFICATION AND BUSINESS DEVELOPMENT - II PUBLIC CALL – Sub-measure 7.1 “Support for investments in the development of rural tourism” - **III QUARTER** 60 days



Presentation on the state of implementation of the first IPARD public calls for Measure 7, sub-measures 7.1 and 7.2, Measure 1, Measure 3 and Measure 9



First IPARD public call for Measure 1

- *89 applications have been contracted*
- *6.380.145,42 EUR of investments without VAT*
- *4.402.898,73 EUR of contracted support*
- *3.271.661,44 EUR of EU support*



Row Labels ▼	Total eligible costs excluding VAT	Contracted support	EU co-financing	National co-financing
Andrijevića	131.992,36	93791,505	70343,62875	2
Berane	200.053,05	135227,0015	101420,2511	4
Bijelo Polje	963.907,45	661099,7854	495824,8341	19
Gusinje	92.668,78	64639,9025	48479,92688	2
Herceg Novi	152.698,51	105259,977	78944,98275	2
Kolašin	154.260,58	102320,2525	76740,18938	3
Kotor	10.295,10	7206,57	5404,9275	1
Mojkovac	60.543,28	41590,914	31193,1855	2
Nikšić	3.201.408,90	2224546,523	1637897,287	26
Petnjica	114.628,85	80968,485	60726,36375	3
Plužine	198.751,34	132472,531	99354,39825	3
Pljevlja	547.471,25	378097,4883	283573,1163	10
Podgorica	251.301,47	167204,6425	125403,4819	5
Rožaje	98.824,69	67837,788	50878,341	2
Šavnik	35.121,66	23299,08773	17474,31579	1
Tuzi	56.527,57	40155,828	30116,871	1
Zeta	80.252,64	57134,389	42850,79175	2
Žabljak	29.437,93	20046,0595	15034,54463	1
Suma	6.380.145,42	4.402.898,73	3.271.661,44	89

Type of investment	Total eligible costs excluding VAT	Total support	EU contribution	Count of RB
Digitalizacija i mehanizacija za povećanje proizvodnje i bolje prodaje	91.456,94	61.025,22	15.256,31	1
Izgradnja i oprema	37.559,35	26.291,55	19.718,66	1
Izgradnja objekta	309.249,66	217.275,45	162.956,58	1
Izgradnja objekta i nabavka mehanizacije	90.705,85	60.097,16	45.072,87	1
Izgradnja objekta i nabavka opreme	63.300,15	37.980,09	28.485,07	1
Izgradnja ograde i nabavka vozila	80.221,48	56.155,04	42.116,28	1
Izgradnja štalskog objekta	649.951,17	424.403,31	318.302,48	1
Nabavka mehanizacije	3.985.173,31	2.765.561,45	2.074.171,08	74
Nabavka mehanizacije i opreme	885.612,69	625.110,51	468.832,88	4
Nabavka opreme	109.053,54	74.496,06	55.872,04	2
Nabavka vozila	50.202,70	35.141,89	26.356,42	1
Podizanje voćnjaka i nabavka mehanizacije	27.658,58	19.361,01	14.520,76	1
Ukupno	6.380.145,42	4.402.898,73	3.271.661,44	89

Investment sector	Total eligible costs excluding VAT	Total support	EU contribution	National co- financing	Count of RB
Sektor mesa	728971,74	521523,772	360630,224	160893,548	6
Sektor mlijeka	4139324,607	2839574,029	2129680,514	494415,4072	53
Sektor pčelarstva	181080,98	120426,671	90320,00325	0	3
Sektor vinogradarstva	56527,57	40155,828	30116,871	10038,957	1
Sektor voća povrća i ratarskih kultura	1211351,309	836527,8793	627395,912	152377,1221	25
(blank)	62889,21	44690,55	33517,9125	0	1
UKUPNO	6380145,416	4402898,729	3271661,437	817725,0343	89

Implementation of Measure 3 and Measure 7, sub-measure 7.1 and sub-measure 7.2

- Through IPARD III programme, 20 final payment requests, 5 interim payment requests and 18 advance payment requests have been paid so far. The total amount of investments (without VAT) is 13.343.696,91 EUR, , the total amount of support paid is 9.601.272,83 EUR and the amount of EU support paid is 7.200.954,54 EUR.
- **Measure 3** – 14 final payment requests, 3 interim payment requests and 5 advance payment requests were paid. The total amount of investments (without VAT) is 12.903.281,98 EUR, the total amount of support paid is 8.725.425,58 EUR and the amount of EU support paid is 6.544.069,14 EUR.



Implementation of Measure 3 and Measure 7, sub-measure 7.1 and sub-measure 7.2

- **Measure 7, sub-measure 7.1** – 3 final payment requests, 2 interim payment requests and 13 advance payments requests were paid. The total amount of investments (without VAT) is 384.542,38 EUR, the total amount of support paid is 836.736 ,47 EUR and the amount of EU support paid is 627.552,32 EUR.
- **Measure 7, sub-measure 7.2** – 3 final payment requests were paid. The total amount of investments (without VAT) is 55.872,55 EUR, the total amount of support paid is 39.110,78 EUR and the amount of EU support paid is 29.333,08 EUR.



Spending until now and at the end of 2026

In the first quarter of 2026, 0.645 million EU euros were spent.

In the second quarter, 1.33 million EU euros have been paid so far.
By the end of the quarter, another 1.66 million EU euros are planned to be spent.

The total planned spending for the second quarter is 2.99 million EUR.

The planned spending for the third quarter is 1.45 million EU euros.

The planned spending for the fourth quarter is 4.32 million EU euros.



Modification of IPARD III programme



Modification of IPARD III programme - version 1.4.



Technical changes:

- Technical correction in the whole text regarding the change in name of PA

Updating the chapter 8.1 Requirements related to all measures

- Ranking criteria (before detailed administrative check)
- Implementation of the business plan activities after the investment is realized
- Unique definition of a young farmer
- Additional clarification for the term „investments in mountain regions“ (Annex II)

Updating the text with recent available data:

- Recent statistical data (Annex A and B)

Financial allocation changes:

- Reallocation of funds inside the M1 and M9 (2024-2026)



Modification of IPARD III programme - version 1.4.



Proposed changes to be done in **M1** - INVESTMENTS IN PHYSICAL ASSETS OF AGRICULTURAL HOLDINGS

- **Specific criteria** - alignment of the criteria, introduction of fruit growing in greenhouses;
- **Selection criteria** – improving the criteria and changing the approach in order to improve the implementation;

Proposed changes to be done in **M3** - INVESTMENTS IN PHYSICAL ASSETS CONCERNING PROCESSING AND MARKETING OF AGRICULTURAL AND FISHERY PRODUCTS

- Exclusion of the tobacco and hemp sectors;
- Adjustment of the lease period from 10 to 7 years;
- **Selection criteria** - improving of criteria and change of approach in order to improve the implementation;

Proposed changes to be done in **M4** - AGRI-ENVIRONMENT-CLIMATE AND ORGANIC FARMING MEASURE

- Fine adjustment of measure;
- Introduction of the support calculation methodology (Annex II);
- Introduction of the Annex related to livestock units (Annex IX);

Proposed changes to be done in **M5** - IMPLEMENTATION OF LOCAL DEVELOPMENT STRATEGIES - LEADER APPROACH

- Aid intensity and EU participation rate;



Modification of IPARD III programme - version 1.4.



Proposed changes to be done in **M6** - INVESTMENTS IN RURAL PUBLIC INFRASTRUCTURE

- Clearer definition of eligible criteria;
- Introduction of interim payments;
- Introduction of the possibility of combining different eligible investments;
- Setting the minimum investment value (200.000€);

Proposed changes to be done in **M7** - FARM DIVERSIFICATION AND BUSINESS DEVELOPMENT

- Stronger demarcation between M7 and M3;
- Location of the investment;
- Modification of specific eligibility criteria -Alignment with current legislation;
- **Selection criteria** – improvement of criteria and change of approach in order to improve the implementation;

Proposed changes to be done in **M9** - TECHNICAL ASSISTANCE

- Budget reallocation inside M9 (2024-2026);

Proposed changes to be done in **M11** - ESTABLISHMENT AND PROTECTION OF FORESTS

- Updating the text with the latest available data (statistical and legal);



Technical Annex – Proposed Amendment to the IPARD III Programme - Withdrawal Limit



Section 8. "DESCRIPTION OF EACH OF THE MEASURES SELECTED", subsection 8.1. "Requirements concerning all or several measures", Sub-paragraph "Withdrawal limit for all measures":

"Within IPARD III programme, the recipient is not limited by the number of supported projects, but can receive a total support of maximum EUR 3,000,000 of public support under all measures, collectively for the programming period of IPARD II programme and IPARD III programme."

Government proposal for consideration amendment of the existing sub-paragraph considering following alternatives:

Option 1 – Within IPARD III programme, the recipient is not limited by the number of supported projects, but can receive a total support of maximum EUR 5,000,000 of public support under all measures, for the programming period of IPARD III programme.

Option 2 – Within IPARD III programme, the recipient shall not be limited by the number of supported projects. The cumulative public support shall not exceed EUR 5,000,000 for the programming period of IPARD III programme and shall be only allocated for projects of strategic importance, including investments in advanced processing, export-oriented capacities, or integration of primary producers into value chains.

Option 3 – Within IPARD III programme, the recipient is not limited by the number of supported projects, but can receive a total support of maximum EUR 8,000,000 of public support under all measures, collectively for the programming period of IPARD II programme and IPARD III programme and shall be allocated for anchor investments, defined as large-scale projects that create measurable spill-over effects for domestic agricultural producers, including market access, price stabilization, and technology transfer.

Measure 1 IPARD III

Section 8.3. "DESCRIPTION BY MEASURE", subsection 8.3.1 "MEASURE 1 – INVESTMENTS IN PHYSICAL ASSETS OF AGRICULTURAL HOLDINGS", chapter 8.3.1.8. "Eligible expenditure", table 43:

Minimum and maximum of total eligible expenditure for measure (1), for Maximum of total eligible expenditure (EUR) to be increased from 650.000 EUR to 2.000.000 EUR.



Technical Annex – Proposed Amendment to the IPARD III Programme - Withdrawal Limit



Key notes from the communication with EK:

- Proposition for the IPARD Managing Authority to add this topic to the agenda of the next Monitoring Committee meeting;
- The increase of the upper limit for the single investment in M1 may be considered, however the amount of EUR 2 million would not be appropriate;
- The benefits of IPARD programme should be focused on supporting small and medium farms and agricultural enterprises;

The proposal should be first discussed in the IPARD III Monitoring committee, after which the Commission could take a formal position





Information on audit(s) by the Audit Authority



Presentation of Annual Implementation report for 2025 IPARD III program



ANNUAL IMPLEMENTATION REPORT

IPARD III programme

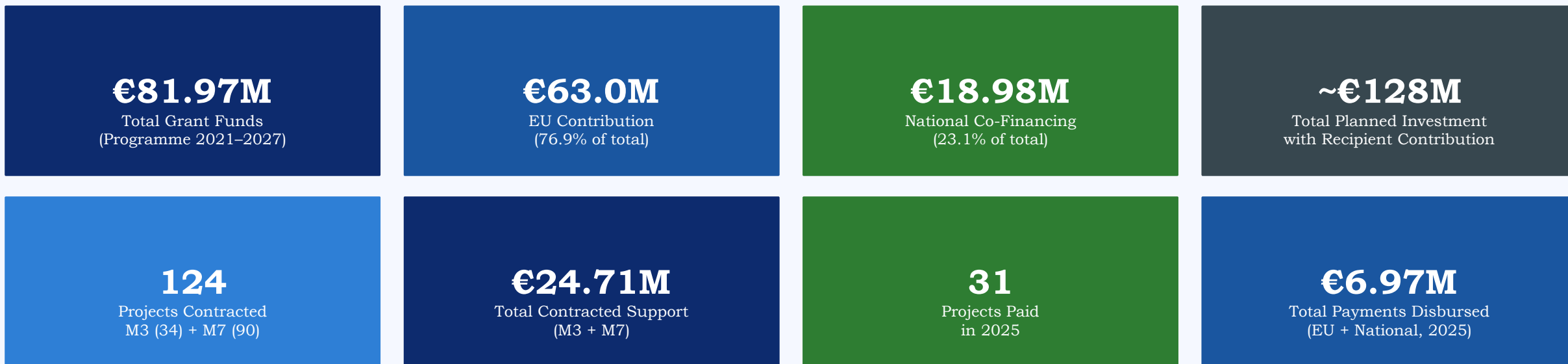
Montenegro · 2025

Ministry of Agriculture, Forestry and Water Management
IPARD Managing Authority | April 2026

Programme Period: 2021–2027 | Total Grant: €81.97M | EU Contribution: €63.0M



Programme Overview & Key Figures — 2025



Applications Received from First Public Calls (2024):

M1 – Agricultural Holdings
694 applications · €48.33M requested VS €23.09M available public support

M7.1 – Rural Tourism
165 applications · 49% contracting rate

M3 – Processing & Marketing
57 applications · €23.43M requested VS €19.68M available public support, 61% approval rate

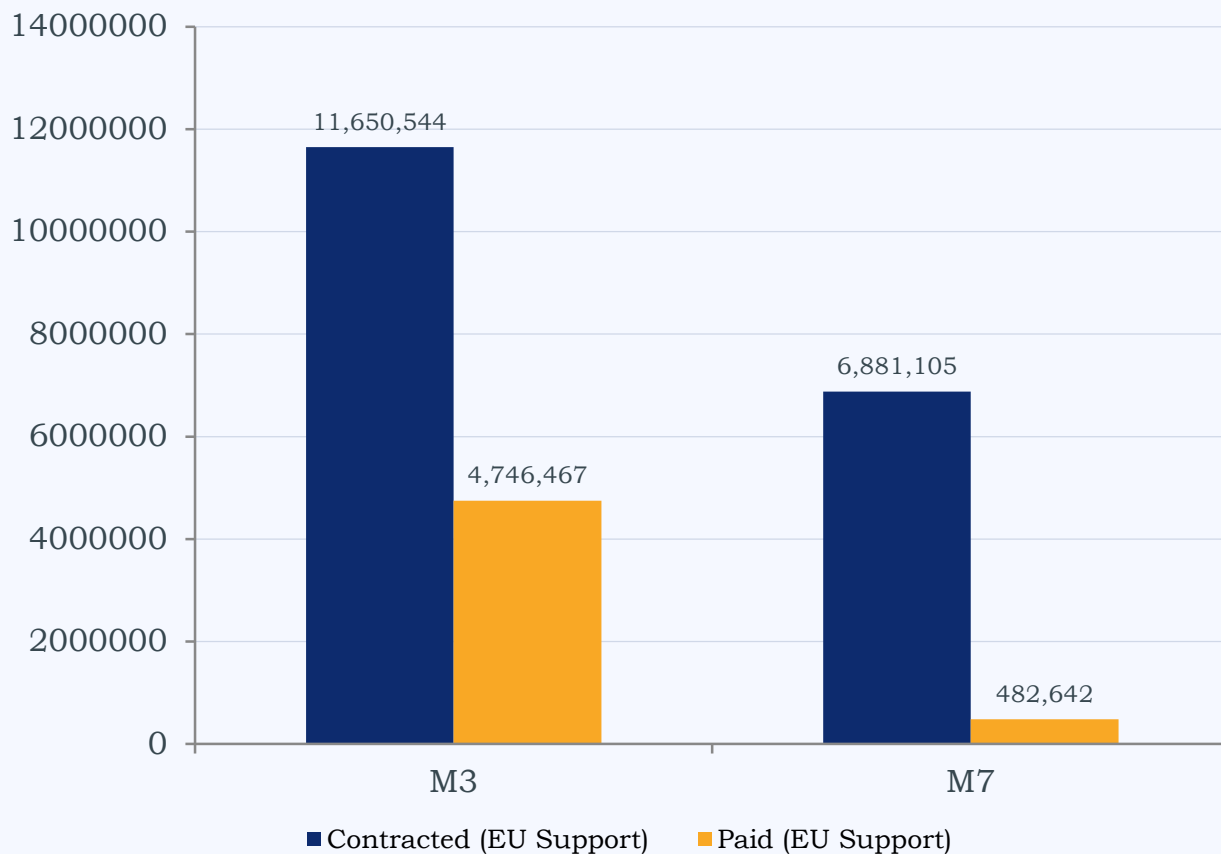
M7.2 – Farm Processing
19 applications · 48.9% contracting rate.

Total M7 (M7.1 and M7.2) €17.34M requested VS €16.89M available public support



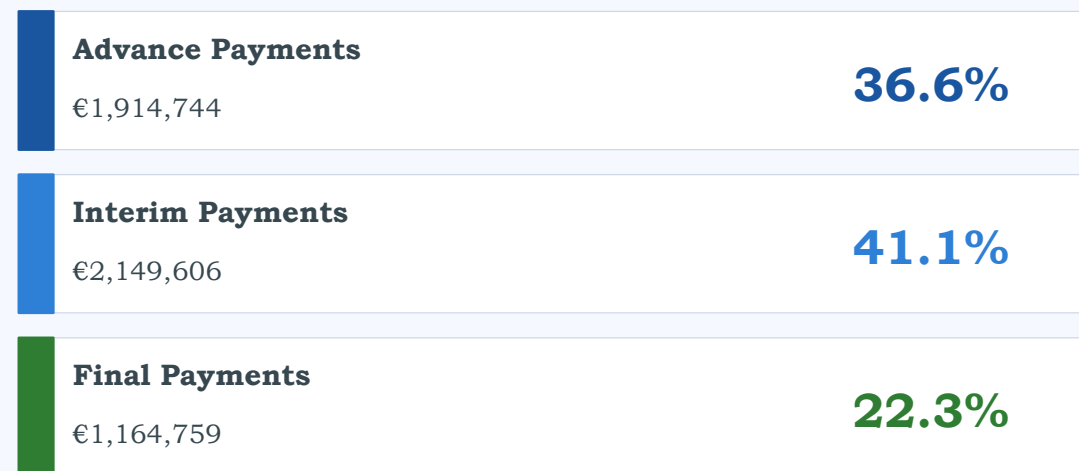
Financial Implementation — Contracting vs Payments 2025

EU Support: Contracted vs Paid (€)



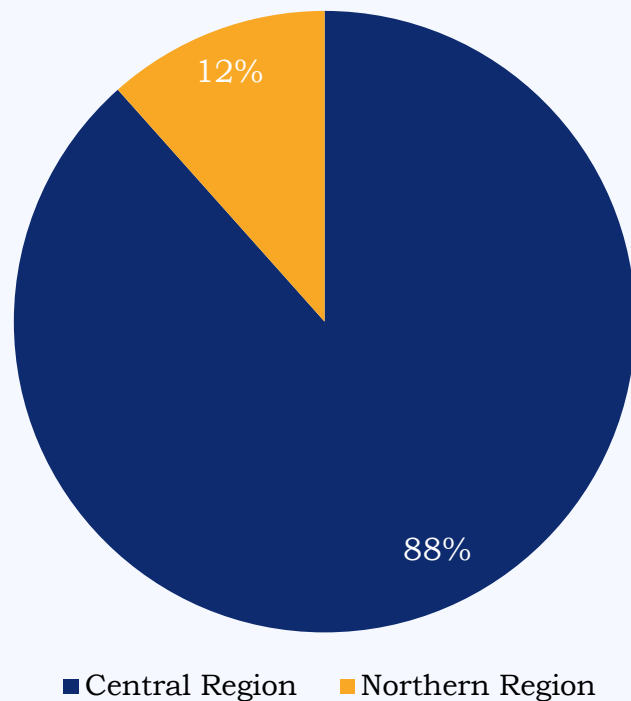
Measure	Planned EU Budget	Contracted	% Contracted	Paid (EU)	% Paid
M3	€14,760,000	€11,650,544	78.93%	€4,746,467	40.74%
M7	€12,670,000	€6,881,105	56.08%	€482,642	5.26%
TOTAL	€27,430,000	€18,531,649	68.55%	€5,229,109	28.21%

Payment Type Breakdown — 2025 (EU Support):



Regional Analysis — Distribution of Support Funds

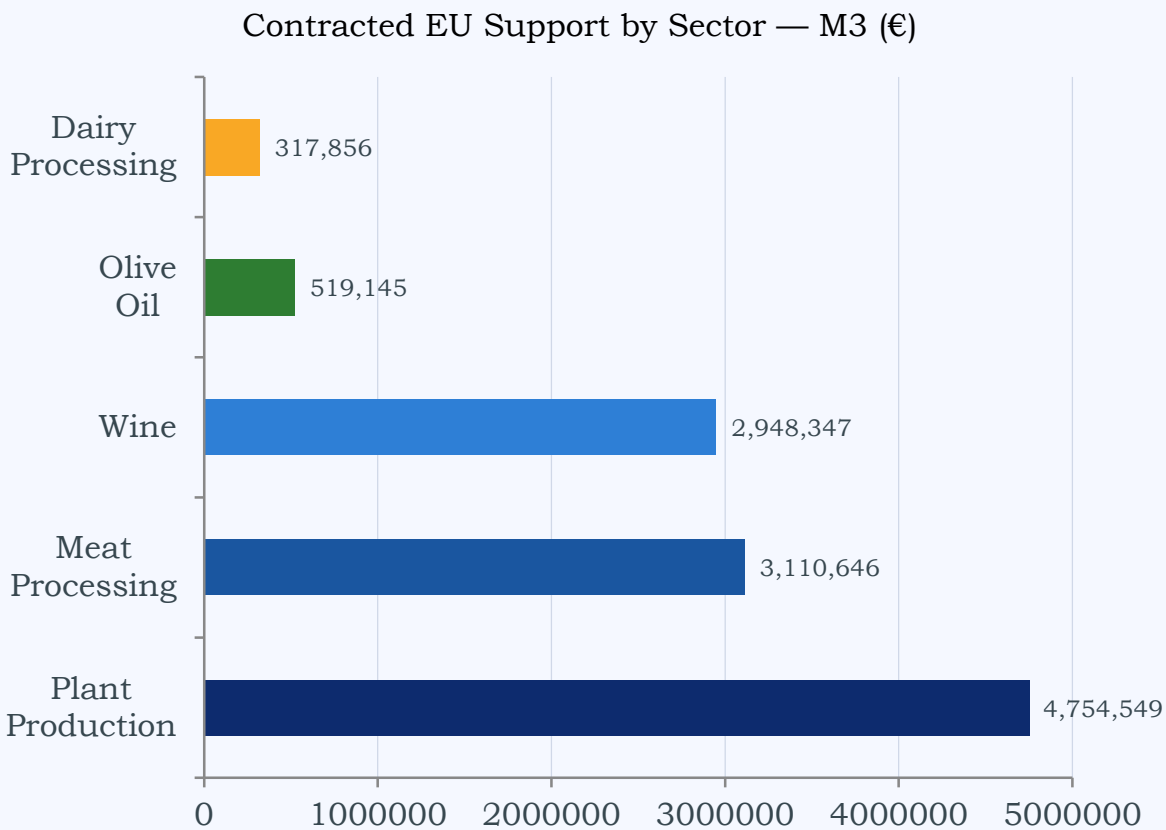
Total Payments by Region (M3 + M7)



Region / Measure	Total Public Support (€)	EU Support (€)	Nat. Support (€)	Recipients	% of Total
NORTHERN REGION	807,999	605,999	202,000	9	11.59 %
M3 – Processing	368,336	276,252	92,084	1	5.28%
M7.1 – Rural Tourism	439,663	329,747	109,916	8	6.31%
CENTRAL REGION	6,164,146	4,623,109	1,541,037	22	88.41 %
M3 – Processing	5,960,286	4,470,215	1,490,072	15	85.49%
M7.1 – Rural Tourism	187,072	140,304	46,768	6	2.68%
M7.2 – Farm Processing	16,787	12,591	4,197	1	0.24%
TOTAL	6,972,145	5,229,109	1,743,037	31	100%



Sector Analysis — M3: Processing & Marketing (Contracted Projects)

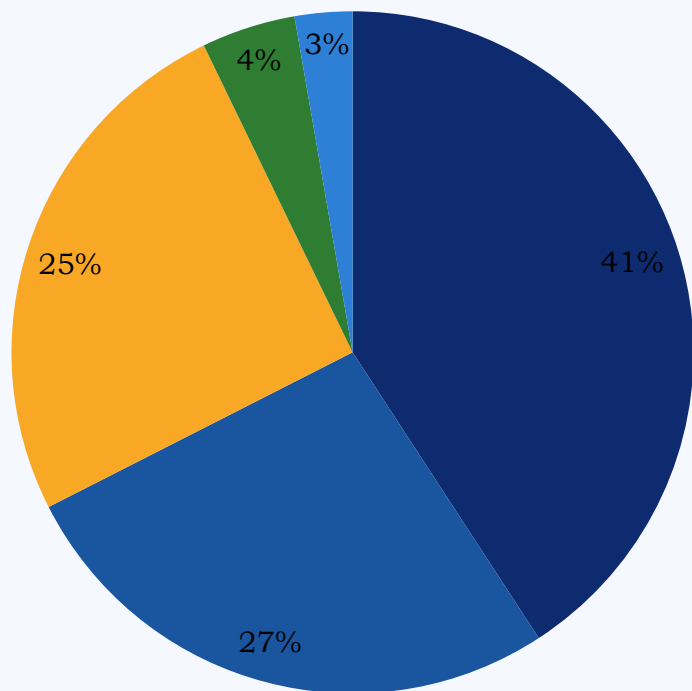


Sector	Recipients	Total Expend. (€)	EU Support (€)	Nat. Support (€)	% EU
Plant Production	10	11,978,074	4,754,549	1,584,850	40.81%
· Cereals	3	5,615,593	2,230,396	743,465	19.14%
· Fruit	5	3,756,138	1,436,185	478,728	12.33%
· Aromatic Herbs	1	733,143	278,081	92,694	2.39%
· Crop	1	1,873,200	809,888	269,963	6.95%
Meat Processing	11	8,288,729	3,110,646	1,036,882	26.70%
Wine	9	7,819,307	2,948,347	982,782	25.31%
Olive Oil	1	1,375,271	519,145	173,048	4.46%
Dairy Processing	3	847,616	317,856	105,952	2.73%
TOTAL M3	34	30,308,997	11,650,544	3,883,515	100%



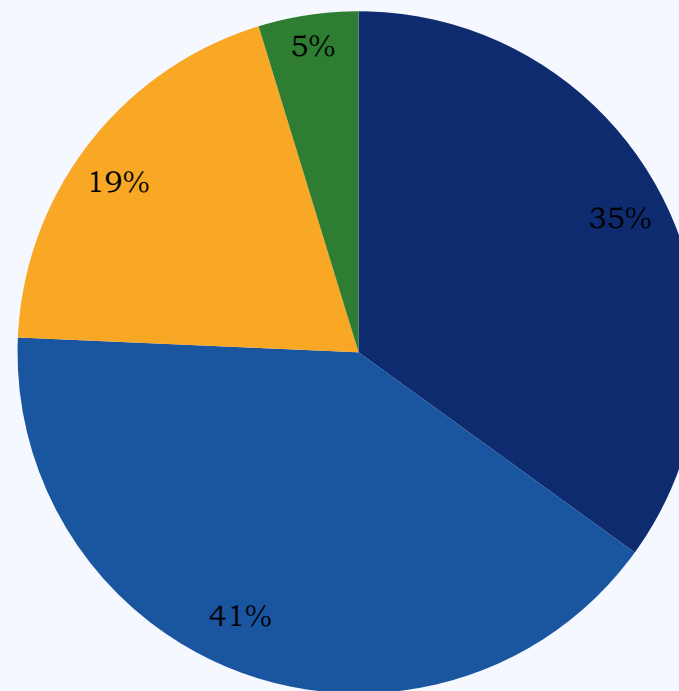
M3 Sector Distribution — Contracted Projects (Pie Analysis)

EU Support by Sector — Contracted (M3)



■ Plant Production ■ Meat Processing ■ Wine ■ Olive Oil ■ Dairy

Total Public Support by Sector — Payments (M3)



■ Plant Production ■ Meat Processing ■ Wine ■ Dairy

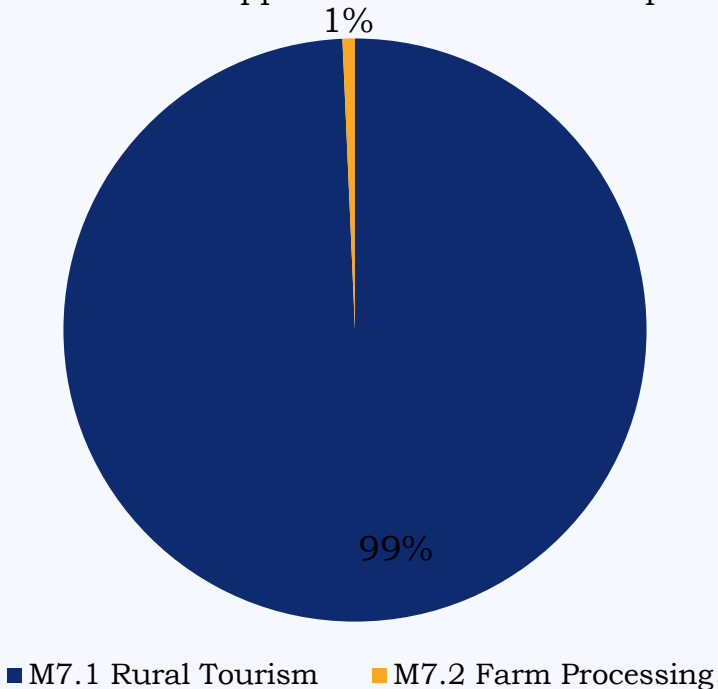
Contracted: 34 projects · €15,534,059 total public support · 78.93% of M3 planned EU budget utilized

Paid: 16 projects · €6,328,623 total public support · 40.74% of contracted EU support disbursed



Sector Analysis — M7: Farm Diversification & Business Development

Contracted Support: M7 Sub-measure Split



Sub-measure/Sector	Contracted Recip.	EU Support (€)	Nat. Support (€)	Total Public (€)	% of M7
M7.1 – Rural Tourism	85	6,833,689	2,277,896	9,111,585	99.31%
· Tourism (main)	84	6,728,162	2,242,721	8,970,882	97.78%
· Viticulture	1	105,527	35,176	140,703	1.53%
M7.2 – Farm Processing	5	47,416	15,805	63,222	0.69%
· Fruit processing	5	47,416	15,805	63,222	0.69%
TOTAL M7	90	6,881,105	2,293,701	9,174,806	100%

M7 Payments (2025):

<p>M7.1 Rural Tourism — 13 paid</p> <p>€626,735 (97.4%)</p>
<p>M7.2 Farm Processing — 2 paid</p> <p>€16,787 (2.6%)</p>



Key Performance Indicators by Measure

M1 — Investments in Physical Assets of Agricultural Holdings (no contracts/payments in 2025 — ranking underway)

Indicator	Planned	Realized	% Realized
Supported Projects	500	0	0%
Modernized Projects	500	0	0%
EU Standards Projects	500	0	0%
Renewable Energy	30	0	0%
Environmental Protection	150	0	0%
New Jobs Created	60	0	0%
Total Public Support	€23,093,333	€0	0%

M3 — Processing & Marketing

Indicator	Planned	Realized	%
Supported Projects	150	8	5.33%
Modernized Projects	150	8	5.33%
EU Standards Projects	150	8	5.33%
Environ. Protect.	70	0	0%
Wastewater Mgmt	50	0	0%
Renewable Energy	50	0	0%
Jobs Created	100	23	23%
Total Public Support	€19.68M	€6.33M	32.15%

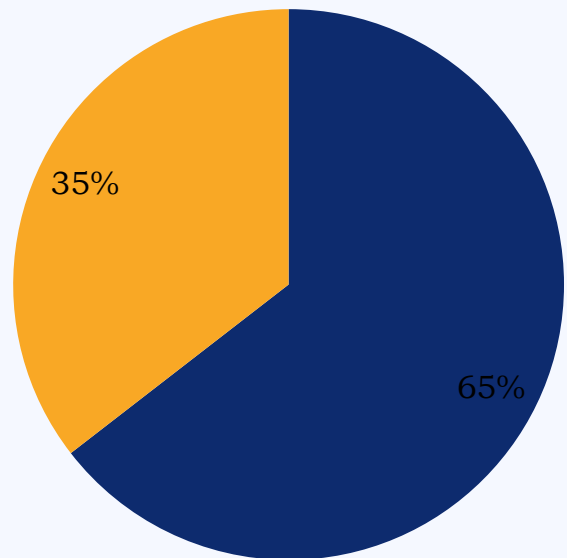
M7 — Farm Diversification & Business Development

Indicator	Planned	Realized	% Realized
Total Supported Projects	400	2	0.50%
Rural Tourism Recipients	300	1	0.33%
Processing Recipients	100	1	1.00%
Renewable Energy Invest.	60	1	1.66%
Waste/Wastewater Treatment	25	0	0%
	50	0	0%
	€16.89M	€643,522	



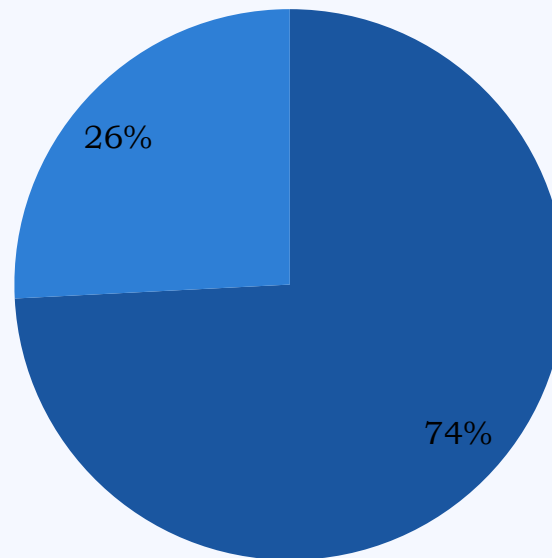
Recipient Profile — Legal Status, Gender & Young Farmers

Recipients by Legal Status (31 paid projects)



■ Legal Entities (64.5%) ■ Physical Persons (35.5%)

Recipients by Gender (31 paid projects)



■ Male Recipients ■ Women Recipients

Women Recipients Detail:

M3: 1 woman · €52,065 support | M7: 7 women · €298,365 support | Total eligible expenditure: €1,185,720

20 **Legal Entities**
€6,555,842 total support (94.0%)

11 **Physical Persons**
€416,303 total support (6.0%)

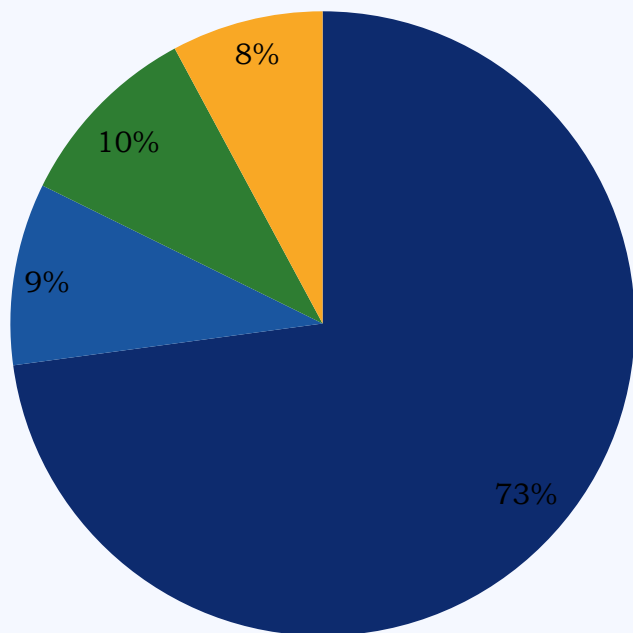
8 **Women Recipients**
€350,430 support · 25.8% of recipients

3 **Young Farmers**
€169,128 support · all through M3



M3 — Finalized Projects: Deep Dive (8 Completed Projects)

Public Support: 8 Finalized M3 Projects



■ Plant Production ■ Meat Processing ■ Dairy Processing ■ Wine

Sector	Projects	Eligible Expend. (€)	EU Support (€)	Nat. Support (€)	Total Public (€)
Plant Production	2	3,812,695	1,660,427	553,476	2,213,902
Meat Processing	3	572,774	214,790	71,597	286,387
Dairy Processing	1	599,400	224,775	74,925	299,700
Wine	2	477,158	178,934	59,645	238,579
TOTAL	8	5,462,027	2,278,926	759,642	3,038,568

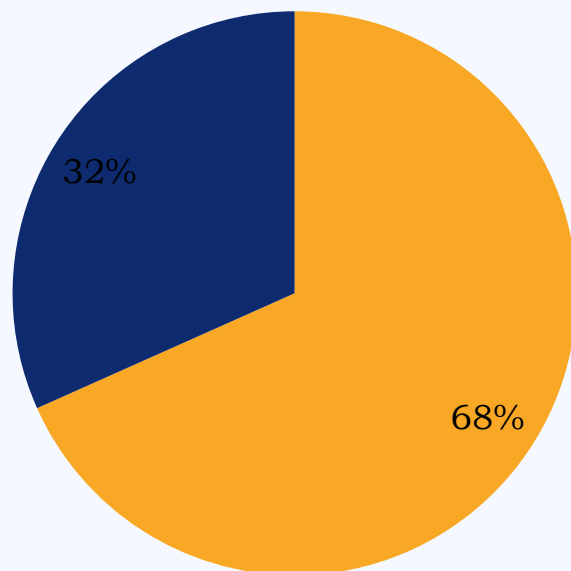
Eligible Expenditure Breakdown (Finalized M3 — EU Support: €2,278,926):

Machinery & Equipment (Code 3-6)	€1,707,610 (74.93%)
Specialized Transport Vehicles (3-10)	€567,208 (24.88%)
General Expenditures – Business Plans	€2,251 (0.09%)
General Expenditures – Consulting Fees	€1,856 (0.08%)



M7 — Regional Distribution & Finalized Projects

M7 Payments — EU Support by Region



■ Northern Region ■ Central Region

Region	Recipients	Eligible Expend. (€)	EU Support (€)	Nat. Support (€)	Total Public (€)	% EU
Northern	8	1,328,620	329,747	109,916	439,663	68.32%
Central	7	967,422	152,895	50,965	203,860	31.68%
TOTAL M7	15	2,296,042	482,642	160,881	643,522	100%

M7 Finalized Projects (2 completed):

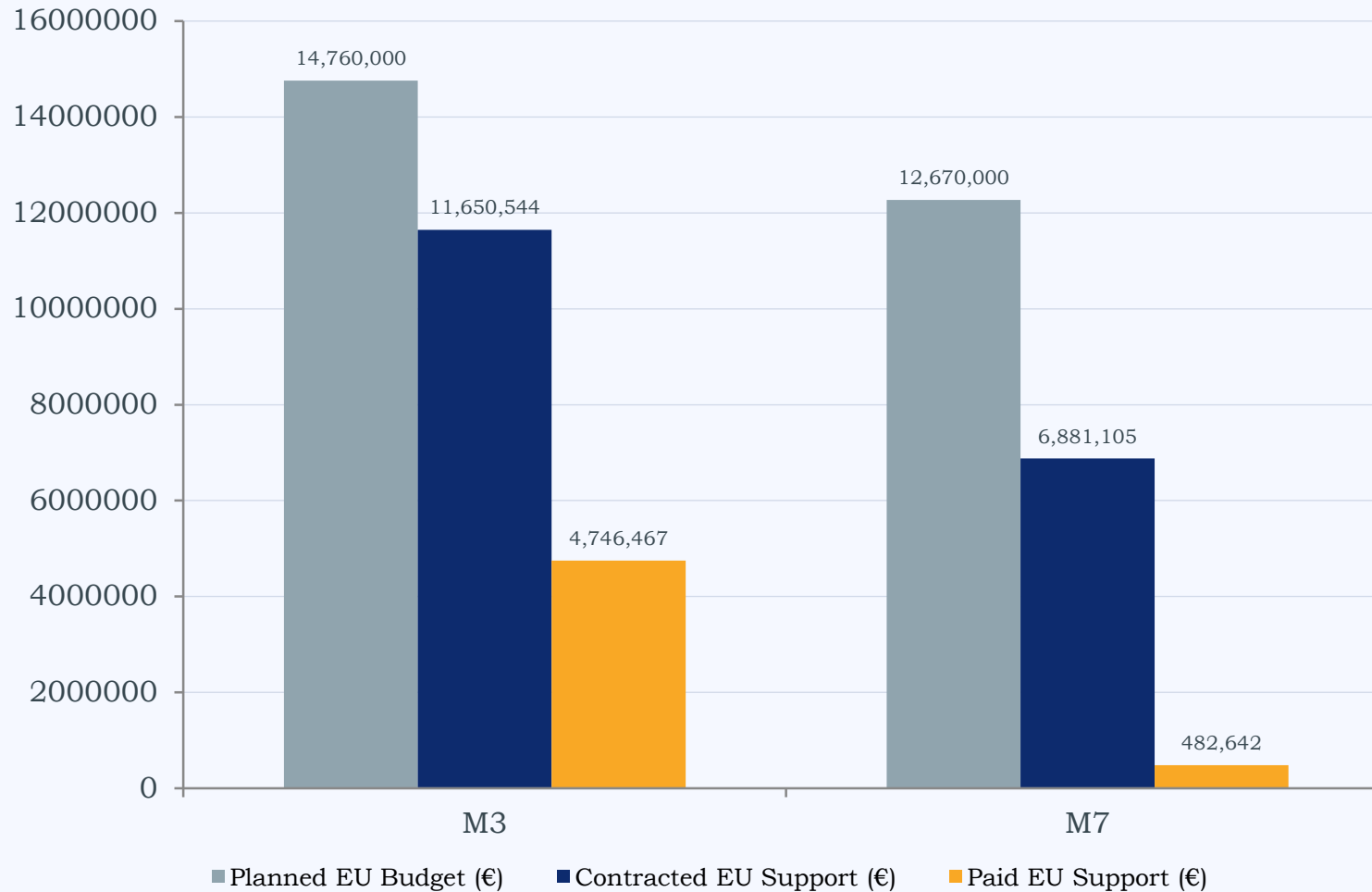
Sub-measure	Sector	Eligible Expend. (€)	EU Support (€)	Nat. Support (€)	Total Public (€)
M7.1	Rural Tourism	89,747	40,746	13,582	54,328
M7.2	Fruit Processing	17,775	9,332	3,111	12,443
TOTAL	2 projects	107,522	50,078	16,693	66,771

Note: Northern region leads M7 paid EU support (68.32%) — rural tourism investments dominate with 97.4% of M7 sub-measure payments.



Programme Progress vs Plan — 2021–2027 Budget Utilization

Planned vs Contracted vs Paid — EU Support (€)



M3

78.93% **40.74%**

Budget Contracted Contracted Paid

M7

56.08% **5.26%**

Budget Contracted Contracted Paid

No de-commitment of funds achieved in 2025.
Total pre-financing received: €3.9M



Administrative Capacity, Control & KPI Achievement

53%

IPARD Agency
KPI Achievement 2025

69%

IPARD Managing Authority
KPI Achievement 2025

9

Audits Conducted
at IPARD Agency

84%

Payment Requests
Approved

Operational Structure — Staffing (End of 2025):

IPARD Managing Authority

10 employees · 13 foreseen by WLA · 3 positions understaffed

IPARD Agency

+9 new hires in 2025 · 3 indefinite + 6 service contracts · Ongoing capacity building

2025 Audit Activities:

- ✓ 3 audits by Audit Authority of Montenegro
- ✓ 5 internal audits by Department for EU Fund Audit
- ✓ 1 on-the-spot control by Directorate for EU Pre-Accession Support
- ✓ 0 irregularities with falsified invoices or contracts detected
- ✓ Payment request approval rate: 84% approved, 87% of amounts approved

NAO Annual Management Declaration — 4 Reservations Issued:

1

Uncompleted legal basis due to reorganization of IPARD III Operational Structure

2

Risks at institutional level following establishment of IPARD Agency for payments

3

Insufficient human resource capacities in both IPARD Agency and Managing Authority

4

Deficiencies in information & communication between units/bodies of the system



Programme Status — Accreditation, Amendments & Key Milestones 2025

M1 Agricultural Holdings

ACTIVE

1st call closed. 694 apps. Ranking in progress. No contracts 2025.

M3 Processing & Marketing

ACTIVE

34 contracted, 16 paid. €6.33M disbursed. 8 finalized.

M4 Agri-Env & Organic

IN PROGRESS

Methodology aligned with DG AGRI. Awaiting integration in ver. 1.4.

M5 LEADER Approach

IN PROGRESS

FAO cooperation initiated. LAG registration in Parliament.

M6 Rural Public Infra

PENDING

Accreditation package prepared. External audit not complete by end 2025.

M7 Farm Diversification

ACTIVE

90 contracted, 15 paid. €643K disbursed. 2 finalized.

M9 Technical Assistance

NEW

Entrustment received August 2025. Action Plan for 2026 adopted.

M11 Forest Protection

NOT STARTED

Not yet accredited. No activities in 2025.

Conclusions & Outlook

KEY ACHIEVEMENTS 2025

- ✓ First IPARD III disbursements made — €6.97M total public support paid (31 projects)
- ✓ 124 projects contracted totaling €24.71M public support
- ✓ M3 budget absorption: 78.93% contracted; 40.74% of contracted amount paid
- ✓ No de-commitment of EU funds achieved — €3.9M pre-financing received
- ✓ Chapter 11 provisionally closed at IGC Brussels (December 16, 2025)
- ✓ M9 Technical Assistance entrustment received (August 2025)
- ✓ Third programme amendment (ver. 1.3) adopted by EC and Government
- ✓ 23 new jobs created through M3; 8 women recipients supported

CHALLENGES & OUTLOOK 2026

- ⚠ M1 implementation delayed — ranking of 694 applications underway
- ⚠ IPARD Agency KPI at 53%; IPARD MA at 69% — below target
- ⚠ 4 NAO reservations issued in AMD — systemic improvements needed
- ⚠ Staff turnover & limited capacity remain critical risks
- M4, M5, M6 accreditation still pending — no public calls yet
- Second public calls for M3 and M7 to be planned for 2026
- External audit for M6 to be completed in Q1 2026
- New salary supplement policy adopted to reduce staff turnover

IPARD III Montenegro 2025: First year of actual disbursements — €6.97M paid, 124 projects contracted, Chapter 11 closed. Solid foundation for accelerated implementation in 2026.

Realization of the Annual List of Activities 2026 - Visibility and Communication Activities Plan for the IPARD III Program



Annual Visibility and Communication Activities Plan for 2026



Promotion of the IPARD Programme and Video Content

Continued publication of video stories featuring successful IPARD recipients.
Promotion of best practices and positive effects of EU-supported investments.

Content published on:

- the official IPARD website,
- social media platforms.

A unified four-minute promotional video was produced:

- combining successful IPARD recipients stories,
- developed in cooperation with the EU Delegation,
- presented during the IPARD Open Days in Podgorica.

The video highlights:

- recipients investments,
- financial value of investments,
- contribution to competitiveness,
- development of processing capacities,
- creation of new jobs,
- importance of the IPARD Programme for modern Montenegrin agriculture.



Digital Communication and Public Information

- Regular updates of the IPARD website and social media accounts.
- Timely publication of information related to:
 - public calls,
 - procedures,
 - programme activities.
- Through the Ministry's VIBER community, all necessary documentation and information continued to be shared with agricultural producers.
- Dedicated e-mail address established:
 - pitajte.ipardzatebe@mpsv.gov.me
- Total received so far:
 - 89 e-mails from interested stakeholders.



Capacity Building for Local Governments 15–17 April 2026

Three-day specialized workshop organized.

Organizers:

- Ministry of Agriculture, Forestry and Water Management,
- Union of Municipalities of Montenegro,
- “Municipalities for EU” project.

Workshop focus:

- IPARD III Measures 5 and 6,
- LEADER approach,
- rural public infrastructure investments.

Topics presented:

- legal and institutional framework,
- new payment mechanisms,
- accreditation activities for IPARD III measures.



IPARD Open Days Podgorica, 29 April 2026

Main objectives:

- presentation of the 2026 IPARD III Calls Plan,
- additional information for potential beneficiaries,
- signing ceremony for the first contracts under Measure 1.

Participants included:

- agricultural producers,
 - Chamber of Commerce of Montenegro,
 - Ministry of Finance,
 - Audit Authority,
 - advisory services,
 - consultants and other stakeholders.
- ✓ A preliminary ranking list of recipients was published.



IPARD Open Days Podgorica, 29 April 2026

Workshops and Promotional Materials

Preparation of 4 roll-up banners for promotional stands.

• Workshops and information desks organized for all IPARD measures.

Potential recipients informed about:

- eligibility criteria,
- types of investments,
- application procedures.

Distribution of brochures on the IPARD III Programme.

IPARD Crna Gora
Ministarstvo poljoprivrede,
šumarstva i vodoprivrede

MJERA 7 – DIVERZIFIKACIJA
12,6 mil. €
Mjera namjene

MJERA 5 – REALIZACIJA LOKALNIH RAZVOJNIH STRATEGIJA
Jedan LAG - Jedna teritorija
Partnerstvo LAG-a = javni + privredni + civilni sektor

MJERA 7.2 PRERADA NA GORU
Podrška investicijama za rekonstrukciju ili opremanje pogona poljoprivrednih proizvođača izvorima energije; nabavku i prečišćavanje otpadnih voda; objekata za preradu, skladištenje i distribuciju proizvoda

MJERA 5 – REALIZACIJA LOKALNIH RAZVOJNIH STRATEGIJA
Jedan LAG - Jedna teritorija
Partnerstvo LAG-a = javni + privredni + civilni sektor

✓ Ekonomski i socijalni partneri, predstavnici civilnog društva, žene i mladi iz ruralnih područja > 50%
✓ Predstavnici javnog sektora JLS min. 20%
✓ Najmanje 1/3 žena u svom sastavu i najmanje 1/3 članova do 40 godina starosti

0,92 mil. € + 0,1 mil. € = 1,02 mil. € za LAG-ove u Crnoj Gori
Intenzitet podrške do 100% (90% EU, 10% nacionalna sredstva)
Korisnici: Lokalne akcione grupe (LAG) koje sprovode Lokalnu razvojnu strategiju (LRS)

CILJEVI:
Razvoj sela i ruralne ekonomije
Bolji kvalitet sela

Šta se podržava?

- Ekonomija i zanatstvo
 - Ruralni turizam
 - Zajednica i uređenje javnih prostora
 - Zaštita životne sredine
 - Pripreme aktivnosti

Aktivnosti:

- Obuke i jačanje kapaciteta
 - Troškovi rada LAG-a
 - Mali projekti do 10.000€
- Saradnja u zemlji i inostranstvu

5,4 mil. €
Intenzitet podrške

Za podršku prihvatljive:
Podmjera 1 - Održivo korišćenje
Podmjera 2 - Organska
Podmjera 3 - Genetički
Podrška i obave:

5,7 mil. €
za ruralnu
Intenzitet podrške

Prihvatljive investicije u:
Lokalne puteve - izgradnja
gradskog jezgra (opštinski
Upravljanje vodama - izgradnja
kanalizacije/odvođenja otp
Upravljanje otpadom - izgradnja
prikupljanje otpada koja z
Snabdijevanje električnom
instalacija za proizvodnju
i sela energijom
Nove tehnologije- lokalni p
i širokopojasnom internetu

**Projekti pri
sprovode
Maksimalna ukupni
programskog perioda**



Europe day – May 2026



“IPARD FOR YOU”

One additional edition published.

Total of **13 editions issued**.

Newsletters included:

- information on current IPARD activities,
- beneficiary experiences,
- application procedures,
- examples of good practice.

Media Visibility

Representatives of the Ministry, the IPARD Managing Authority, and the IPARD Agency participated in:

- TV programmes,
- interviews,
- news and information broadcasts.

Total media coverage achieved:

- 200 media publications
 - 21 newspaper articles,
 - 29 TV reports,
 - 150 online portal publications.

Budget allocated for implementation of the 2026 Visibility and Communication Activities Plan:

€13,000

Financing provided through: Technical Assistance Measure.



Adoption of the amendment of the Action Plan for 2026 – Measure 9 Technical Assistance



The initially approved Annual Action Plan for 2026 foresaw a total amount of:

- **€275,000**

The revised version foresees:

- **€345,000**

Reason for the Increase

The amendment relates primarily to:

- **Point 9 – Expenditure associated with the implementation of a sustainable human resources policy in the IPARD III entities**

Following the approval of the Sustainable Human Resources Strategy by the European Commission, additional funds were included under this budget line.



Action Plan for 2026 – Measure 9 Technical Assistance

Expenditure Type	Planned Budget (€)	In Progress (€)
Expenditure related to the functioning of the monitoring committee	10,000.00	7,264.00
Expenditure related to promotion and visibility of IPARD programme	12,000.00	2,255.69
Cost of translation and interpretation of documents mentioned in the financial framework partnership, sectoral and financing agreements and those requested by the Commission	5,000.00	0.00
Expenditure related to capacity building of the IPARD entities, including technical bodies and the national advisory services, to perform tasks associated with implementation of IPARD	50,000.00	2,423.36
Expenditure related to “acquisition of skills” to prepare potential LAGs for the implementation of the measure “Preparation and implementation of local rural development strategies - Leader approach”	5,000.00	0.00
Expenditure related to the preparation, reduction of the administrative burden for recipients of streamlining of implementation of measures in the programme to ensure their effectiveness, including pilot projects for those measures where entrustment implementation is foreseen at a later stage	60,000.00	2,200.00
Engagement of external audit for the accreditation of measures 5 and 6	40,000.00	17,908.00
Expenditure associated with the establishment and operation of a national network for rural development	3,000.00	0.00
Expenditure associated with the purchase of IT equipment and software licenses for the purpose of IPARD implementation	40,000.00	0.00
Expenditure associated with the implementation of a sustainable human resources policy in the IPARD III entities	120,000.00	0.00
TOTAL	345,000.00	32,051.05

Presentation on the results of the agricultural census



Discussion



Proposals for a date and the Agenda of the next meeting



Thank you for attention!

IPARD Managing Authority

