



**Government of Montenegro  
Ministry of Sustainable Development and  
Tourism**



**2030 National Strategy  
for Sustainable Development of Montenegro  
Voluntary National Reviews at the HLPF in 2016**

**Jelena Knezevic  
Department for Sustainable Development**

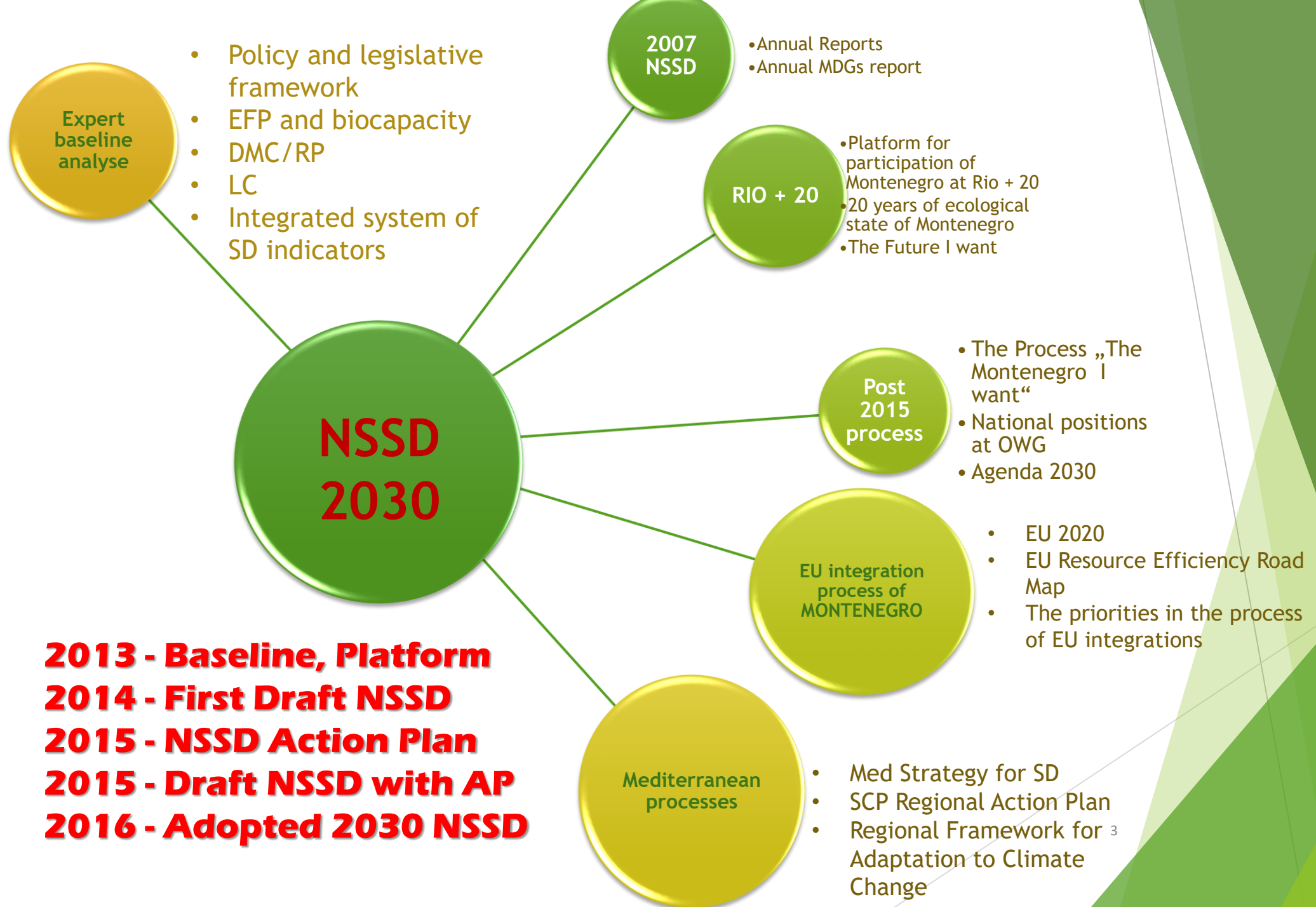
**MSDT**

**19 July 2016**



**VOLUNTARY  
NATIONAL  
REVIEWS AT  
THE HLPF 2016**

**MONTENEGRO**



**2013 - Baseline, Platform**  
**2014 - First Draft NSSD**  
**2015 - NSSD Action Plan**  
**2015 - Draft NSSD with AP**  
**2016 - Adopted 2030 NSSD**



# GLOBAL FRAMEWORK

NSSD 2007-2012  
MDGs  
RIO+20



OWG SDGs →



NSSD 2030



AGENDA 2030



CITIZENS OF MONTENEGRO



## M&E MDGs in MNE

### Achieved in 2014




### Not achieved



- ▶ Midterm report on MDGs implementation from 2010
- ▶ Midterm report on MDGs implementation 2010-2013
- ▶ Annual reports on MDGs implementation 2010-2014
- ▶ Draft of the FINAL Report on MDGs

<http://www.mrt.gov.me/odrzivi/odrzivi-milenijumski>





**TOTAL**

the  
**MONTENEGRO**  
**I WANT**



**12,000**



**OFFLINE**

**FACE-TO-FACE INTERVIEWS**  
**WORKSHOPS WITH**  
**RESPONDENTS**

**ONLINE**

**ONLINE QUESTIONNAIRES**  
**SOCIAL MEDIA**



# Participatory process CONSULTATIONS AND PUBLIC HEARING

## 2030 NSSD

- 2013 - Baseline, Platform**
- 2014 - First Draft NSSD**
- 2015 - NSSD Action Plan**
- 2015 - Draft NSSD with AP**
- 2016 - Adopted 2030 NSSD**



GOVERNMENT

CITIZENS

LOCAL GOVERNMENTS

BUSSINES SECTOR

ACADEMIA

NGOs

UNITED NATIONS



# PLACE OF THE NSSD IN THE DEVELOPMENT POLICY OF THE COUNTRY

- ▶ National Strategy for Sustainable Development of Montenegro defines PRINCIPLES, STRATEGIC GOALS AND MEASURES for achieving A LONG-TERM SUSTAINABLE DEVELOPMENT OF THE SOCIETY, taking into account the current situation and international obligations, primarily A2030.
- ▶ Therefore, NSSD is positioned as an **UMBRELLA, HORIZONTAL AND LONG-TERM DEVELOPMENT STRATEGY OF MONTENEGRO**, which refers not only to the economy and environment, but also to the irreplaceable human resources and invaluable social capital which should enable the prosperous development of all citizens of Montenegro.
- ▶ NSSD offers an answer to: unsustainable development trends (i.e. in detail - use of mineral resources, forests, water, space, human resources...); institutional framework that does not comply with the requirements for the implementation of the policy of sustainable development and the requirements of a good governance; the mismatch of the system of public finances (national budget and the budget of municipalities) with the need of horizontal and vertical positioning of the priorities of sustainable development in national strategic policies, plans and programs, and the mismatch of real actions with the expressed political support and official commitments.
- ▶ Defines guidelines for aligning the conflicting sectoral policies both among themselves and with the NSSD, as well as with environmental policy.
- ▶ NSSD integrates the requirements of the UN agenda for sustainable development in the national context through the answers to the previously identified national needs.

# NSSD `s Content

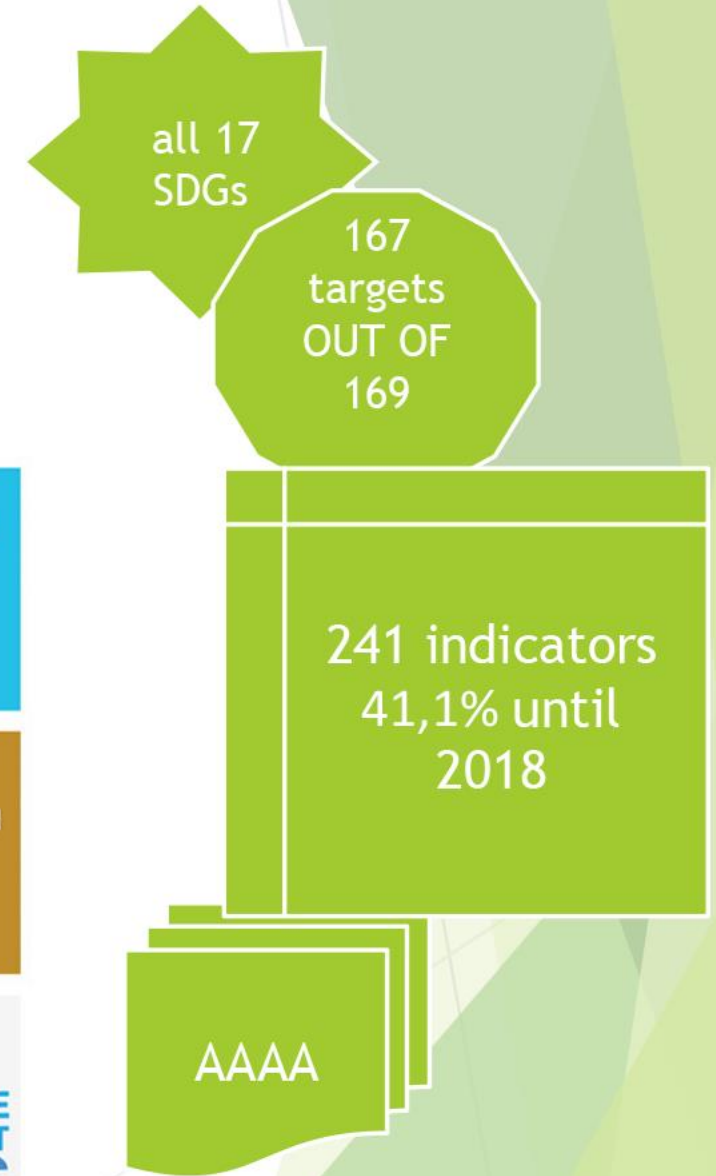
- 1. Role and importance of NSSD until 2030**
- 2. The assessment of national resources**
  - Human, Social, Natural and Economic
  - Governance for SD
- 3. Key unsustainable development trends and sustainable development needs in period until 2030**
- 4. Strategic goals and measures**
  - Improving the status of human resources and strengthening of the social cohesion
  - Support to values, norms and behavior patterns of importance for the sustainability of Montenegrin society
  - Protection of natural capital
  - Introducing green economy
  - Improving of the Governance for SD
- 5. Financing for SD**
- 6. NSSD Action plan until 2030**
- 7. Monitoring of NSSD implementation and measuring the sustainability of national development until 2030**



## 2030 Agenda:

- 17 goals
- 169 targets
- 241 indicators
- AAAA as financial framework

2030 NSSD  
undertakes  
following elements  
of Agenda 2030



# Overview of the integrated goals and targets of the 2030 Agenda per NSSD priority areas

	Human resources	Social resources	Natural resources	Economic resources	Governance for SD	Financing for SD	Not relevant
SDG 1		1,2,3,4,3,5,a,b	5,				0
SDG 2		1,2	4	3,4,5,a,b,c			0
SDG 3	1,2,4,5,6,7,8,a,b,c	1,2,3,7,8	9,d				0
SDG 4	1,2,3,4,5,6,7,a,b,c	4,7					0
SDG 5		1,2,3,4,5,6,a,b,c					0
SDG 6			1,2,3,4,5,6,a,b	3,b	a,b		0
SDG 7			2,3,a	1,2,3,a,b			0
SDG 8	3	1,2,3,5,6,7,8,9,b	3, 4,	1,2,3,4,5		2,3, a	0
SDG 9		1	4,5	1,2,3,4,5		b	a,c
SDG 10	7	1,2,3,4,c		2,7,b		1,2,3,4,5,6,a,b	0
SDG 11		1,2,4	1,2,3,4,5,6,7,a,b,c	6,b			0
SDG 12			1,2,4,8	1,2,3,4,5,6,7,8,a,b,c		2,a,c	0
SDG 13			1,2,3,a,b	1,2,3		2,3,a	0
SDG 14			1,2,3,5,7,a,b,c	1,2,4,5,6,c			0
SDG 15			1,2,3,4,5,7,8,9,a,b,c	2, 5, 6,b		2,a,b	0
SDG 16		1,2,3,4,5,6,7,9,10,a, b	6		6,7,8,10,b	6	0
SDG 17	4		4,15,17	1,2,3,4,6,7,9,13,14, 16,17,18,19	1,3,6,7,8,9,13,14,15 ,16,17,18,19	1,2,3,4,5,6,7,9,10,1 1,12,13,14,16,17,18 ,19	0





# Establishing baseline for measuring the progress on SDGs

Strategic goals and measures of relevance for improvement of the human resources and strengthening the social cohesion

- 1.1 IMPROVING DEMOGRAPHIC TRENDS AND REDUCING DEMOGRAPHIC DEFICIT
- 1.2 ENSURING HEALTHY LIVES AND PROMOTING WELL-BEING FOR ALL AT ALL AGES
- 1.3 ENSURING INCLUSIVE AND EQUITABLE EDUCATION AND PROMOTION OF THE POSSIBILITY OF LIFELONG LEARNING FOR ALL

## HIGHLIGHTS AND NECESSARY SUPPORT:

- affirmation of the population **GROWTH** scenario, through the proposed measures in NSSD (pro-natalist policies in response to the risk of depopulation, economic measures, etc)
- strengthen the investments in public health in accordance with the program of structural reforms
- provide free **secondary** education for all until 2030



# Establishing baseline for measuring the progress on SDGs

Strategic goals and measures of relevance for sustainable management of human resources

## HIGHLIGHTS:

- Full political and other forms of support to the building process of the state with the rule of law
- Conservation of the national identity, culture and cultural heritage
- Integrated measures: decent work for all

2.1 ACTIVE APPROACH OF KEY STAKEHOLDERS TO SUSTAINABILITY OF DEVELOPMENT

2.2 DEVELOPING THE SYSTEM OF VALUES IN COMPLIANCE WITH THE SDGs

2.3 DEVELOPING THE STATE WITH THE RULE OF LAW

2.4 OVERCOMING PROBLEMS OF MANAGEMENT DEFICIT AND BUILDING SOCIALLY RESPONSIBLE BUSINESS

2.5 STIMULATING EMPLOYMENT AND SOCIAL INCLUSION

2.6 IMPROVING THE IMPORTANCE OF CULTURE AS A FUNDAMENTAL VALUE OF SPIRITUAL, SOCIAL AND ECONOMIC DEVELOPMENT (WHICH SIGNIFICANTLY IMPROVES THE QUALITY OF LIFE OF THE CITIZENS)

2.7 EFFICIENT AND MODERN SYSTEM OF INTEGRATED PROTECTION, MANAGEMENT AND SUSTAINABLE VALORIZATION OF CULTURAL AND NATURAL HERITAGE

2.8 ACHIEVING EQUITABLE SOCIAL AND ECONOMIC DEVELOPMENT



# Establishing baseline for measuring the progress on SDGs

Strategic goals  
and measures  
for protection of  
natural capital

3.1

PREVENTING DEGRADATION OF RENEWABLE NATURAL RESOURCES (biodiversity, water, air, land)

3.2

ENABLING EFFICIENT MANAGEMENT OF RENEWABLE NATURAL RESOURCES

3.3

IMPROVING THE STATUS OF ENVIRONMENT AND HUMAN HEALTH

3.4

SUSTAINABLE SPATIAL PLANNING

3.5

EFFICIENT USE OF METALLIC AND NON-METALIC RAW MATERIALS

3.6

MITIGATING IMPACTS OF NATURAL AND ANTHROPOGENIC HAZARDS

## HIGHLIGHTS:

- Budget for SD and establishment of the optimal model of the GOVERNANCE for SD and env. protection
- Measures which reduce the negative impact on the environment must become part of the development strategy, of models of financing and governance of development and therefore enable SUSTAINABLE development on the principle of intergenerational solidarity



**Strategic goals  
and measures of  
importance for  
introducing  
green economy**

**HIGHLIGHTS:**

-Compliance with the program of economic reforms of the Government, BUT  
- with implementation of the measures for reduction of a **resource-inefficient resource** management, reduction of the material consumption of resources, **green measures** for sustainable development (criteria of the resource efficiency, ecological tax reform, green subsidies, green public procurement...)

4.1

MOVING TOWARDS CARBON NEUTRAL DEVELOPMENT THROUGH GHG 30% REDUCTION UNTIL 2030 COMPARED TO 1990

4.2

IMPROVE RESOURCE EFFICIENCY IN KEY ECONOMIC SECTORS

4.3

IMPROVE WASTE MANAGEMENT TOWARDS CIRCULAR ECONOMY

4.4

SUPPORT SUSTAINABLE VALORISATION AND PRESERVATION OF THE MARINE RESOURCES AND BLUE ECONOMY

4.5

GREENING THE ECONOMY BY PROMOTING AND IMPLEMENTING SUSTAINABLE CONSUMPTION AND PRODUCTION AND GREENING THE PUBLIC PROCUREMENT

4.6

APPLY SOCIAL RESPONSIBILITY IN PRACTICE OF ALL SECTORS

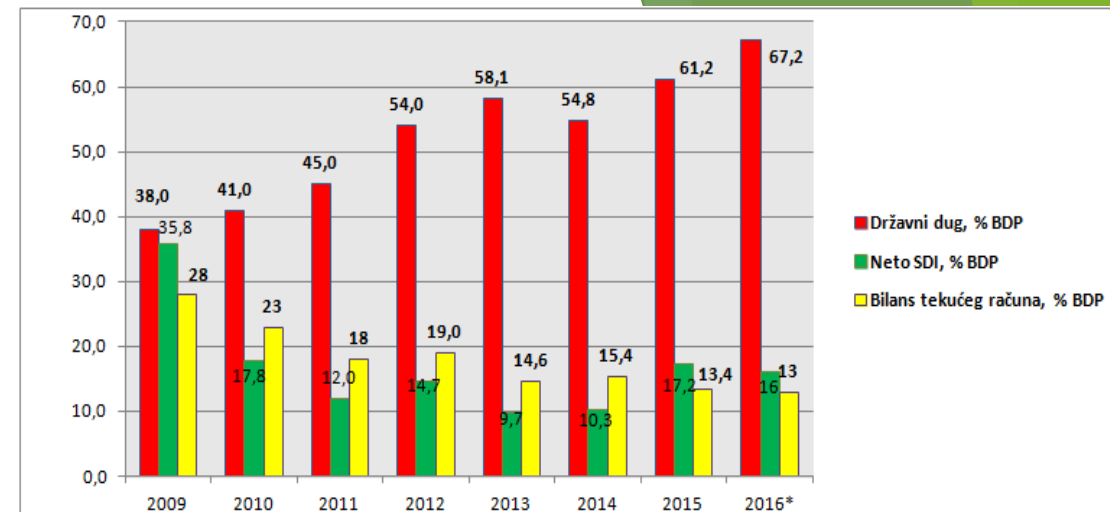
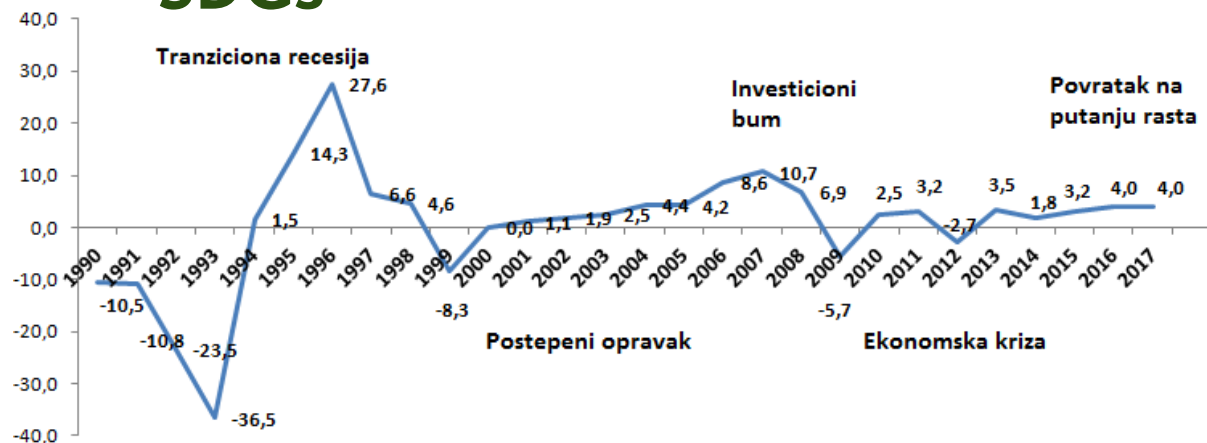
4.7

INCREASE COMPETITIVENESS OF MONTENEGRIN ECONOMY FOR SUSTAINABLE DEVELOPMENT AND GREEN JOBS





# Establishing baseline for measuring the progress on SDGs



- ▶ The rate of economic growth
- ▶ The current account deficit
- ▶ FDI
- ▶ The level of indebtedness
- ▶ Competitiveness
- ▶ **ECONOMIC STRUCTURE** with a focus on the state in key sectors for SD (energetics, industry, transportation, agriculture, construction, tourism)
- ▶ Pressure on natural resources expressed through DMC, RP, ecological footprint, ecological footprint/human development index

PRIORITETNI RAZVOJNI SEKTORI CRNE GORE			
1. Turizam	2. Energija	3. Poljoprivreda i ruralni razvoj	4. Industrija
PRAVCI RAZVOJA: KLJUČNE OBLASTI POLITIKA			
SMART GROWTH /PAMETNI RAST		SUSTAINABLE GROWTH/ ODRŽIVI RAST	
1. Poslovni ambijent	9. Poljoprivreda i ruralni razvoj	15.Tržište rada	
2. MSP	10. Šumarstvo	16. Obrazovanje	
3. Prerađivačka industrija	11. Energetika	17.Sport	
4. Konkurentnost	12. Životna sredina	18. Socijalna zaštita	
5. Nauka	13. Saobraćaj	19. Zdravstvo	
6. Visoko obrazovanje	14. Građevinarstvo i stanovanje		
7. Informacione tehnologije			
8. Turizam			



Strategic goals and measures for improvement of governance system for sustainable development

5.1

STRENGTHEN GOVERNANCE SYSTEM FOR SUSTAINABLE DEVELOPMENT

5.2

STRENGTHEN THE ENVIRONMENTAL MANAGEMENT BY IMPROVING USE OF ENVIRONMENTAL PROTECTION INSTRUMENTS

5.3

REFORM GOVERNANCE SYSTEM FOR SUSTAINABLE DEVELOPMENT

5.4

ESTABLISH THE SYSTEM FOR MONITORING THE SUSTAINABILITY OF NATIONAL DEVELOPMENT - TRANSITION FROM MDGS TO SDGS

5.5

ESTABLISH THE LONG -TERM SUSTAINABILITY OF THE FINANCING FOR SUSTAINABLE DEVELOPMENT

## HIGHLIGHTS FOR GOVERNANCE FOR SD

- Reform of the National Council for SD**
- OPTIMAL SCENARIO:** Unit with responsibilities for implementation of sustainable development policy in the PM`s Cabinet
- Capacities in MF,** departments, local administrations, Centre for SD
- Financing for SD**



# Establishing baseline for measuring the progress on SDGs

**Strategic goals  
and measures  
for financing for  
SD**

5.1

**ESTABLISH SUSTAINABLE FINANCING SYSTEM OF ENV. PROTECTION AS THE COMPONENT OF FINANCING FOR SD**

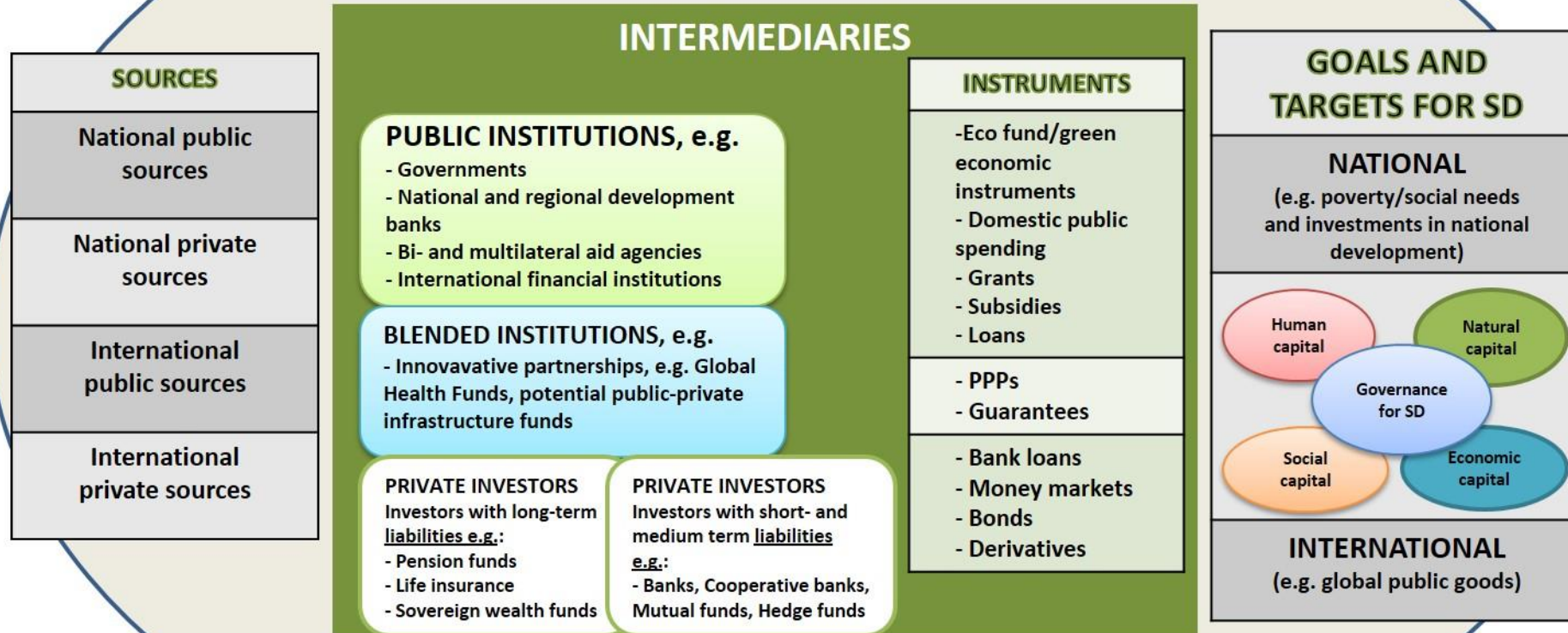
5.2

**SUPPORT INTRODUCTION OF GREEN ECONOMY BY MOBILIZING MEANS FOR SUSTAINABLE DEVELOPEMNT**

## **HIGHLIGHTS :**

Administrative coasts for the governance for SD and of a part of program activities for sustainable use of natural resources - it is necessary to provide increase of resources equal to 1-1.5% in the Budget of Montenegro until 2020 and 1.5 -2% until 2030.

## DOMESTIC ENABLING ENVIRONMENT AND POLICY FRAMEWORK



**INTERNATIONAL ENABLING ENVIRONMENT**  
(including fair-trading system, macroeconomic stability etc.)



# Establishing baseline for measuring the progress on SDGs

-Baseline for measuring progress on SDGs and related targets was established by defining measures and sub-measures within NSSD

-The trend to monitor the implementation of sustainable development targets will be established through the monitoring of strategic goals of NSSD 2030 which integrated targets

## SDG 1: End poverty in all its forms everywhere

- ❑ Measures and sub-measures defined within the framework of the NSSD 2030 **strategic goal „Stimulate employability and social inclusion“** create the assumptions for the implementation of the following sustainable development targets: **1.1, 1.2, 1.3, 1.4, 1.5, 1.a and 1.b.**
- ❑ Measures and sub-measures defined within the framework of the NSSD 2030 **strategic goal “Enable symbiosis of the effects of the enhancement of the conditions of the environment and people’s health“** create the assumptions for the implementation of the following sustainable development targets: **1.1 and 1.5.**
- ❑ Measures and sub-measures defined within the framework of the NSSD 2030 **strategic goal “ Strengthening resilience, reduction of vulnerability and exposure to natural and anthropogenic hazards”** create the assumptions for the implementation of the target **1.5.**

# Establishing baseline for measuring the progress on SDGs

- The problems of the sustainability of Montenegrin development as defined in the Chapter 3 of the NSSD and briefly presented under 3.3.4 of the VNR are at the same time key gaps and challenges in the implementation of 17 SDGs and related targets
- The NSSD 2030 Action Plan defines the responses to the recognized problems and gaps through sustainable measures and sub-measures structured within the framework of the NSSD strategic goals
- The overview of the NSSD measures that define national responses in the context of achieving NSSD strategic goals and/or 17 SDGs and 167 sustainable development targets in the time horizon until 2030

## SDG 1: End poverty in all its forms everywhere

- Achieve the assumptions for self-sustainable and balanced economic development, which will reduce the rate of economically vulnerable population, SDG 1 (1.3, 1.5)
- Ensure social stability and reduce poverty rate, SDG 1 (1.1, 1.2, 1.3, 1.4, 1.a and 1.b )
- Reduce vulnerability of population to climate change, SDG 1 (1.5)
- Enhance resistance of humans, society and ecosystem to those aspects of climate change that cannot be avoided
- Invest in risk reduction and in enhancing the resistance of natural and social systems, SDG 1 (1.5)

# Partnerships for the SDGs

- ▶ **Stimulate active approach of key stakeholders to sustainability of development**
- ▶ **Reform the institutional organization of the governance system for sustainable development** (SDG (16.6, 16.7, 16.8), SDG 17 (17.3, 17.6, 17.7, 17.8, 17.9, 17:13, 17:14, 17:15, 17:16, 17:19), Paragraphs 3, 5, 21, 39-41, 45-48, 54-59, 60-91),  
**Establish a long-term sustainable system of financing for sustainable development**

# NSSD's Instruments

## 1. Ecological Footprint (EF)

The indicator which is important because of the commitment of Montenegro to conceive its development on the concept of "ecological state"

## 2. Human Development Index (HDI)

Universal indicator that relocates development from a purely economic category

## 3. Gender Inequality Index (GII)

Monitors gender (in)equality from the aspect of social development

## 4. Domestic material consumption (DMC)

## 5. Resource Productivity (RP)

DMC and RP are the indicators of the circular economy, important for the assessment of the efficiency of resource use in the economy, or the conservation of the available limited natural resources

## 6. Land Consumption (LC)

The indicator which measures the trend of sustainable consumption of land which is a non-renewable resource particularly exposed to growing anthropogenic pressures due to urbanization



# Overview of complex indicators for the monitoring of NSSD sustainability trends - instruments for integration of environmental, social and economic dimension

Priority theme	Name of the complex indicator	Status in NSSD
Human resources	Human Development Index, HDI	Included in the monitoring system
Social resources	Gender Inequality Index, GII	Included in the monitoring system
	Social Progress Index, SPI	Realization of the pilot project
Natural resources	Ecological Footprint, EF	Included in the monitoring system
	Domestic Material Consumption, DMC	Included in the monitoring system
	Land Consumption, LC	Included in the monitoring system
Economic resources	Resource Productivity, RP	Included in the monitoring system
	Genuine Progress Indicator, GPI/ISEW	Realization of the pilot project
Governance for SD	Environmental Democracy Index, EDI	Realization of the pilot project
	Environmental Performance Index, EPI	Realization of the pilot project

# THE INTEGRATED SYSTEM FOR MONITORING OF THE NSSD SUSTAINABILITY TRENDS

This system enables:

1. Indicators of sustainable development to be properly translated into the national context, which subsequently allows a **proper translation of the goals and targets of the 2030 UN Agenda for SD into the national development plans, strategies and policies.**
2. **The priority issues for Montenegro, which are not covered by the UN indicators, to be monitored in the implementation framework of NSSD by applying relevant national and international indicators.**
3. **The monitoring of the overall progress that Montenegro makes in the framework of thematic issues in NSSD by applying complex indicators, which links, on one hand, the scientific needs for a systematic and inter-sectorial approach to the sustainability assessment, and, on the other hand, the practical monitoring that is necessary for the Government to follow/control the implementation of concrete policies and actions.**

## Table 5-1 Dynamics for the monitoring of indicators from the UN List in Montenegro

Indicators	Number	Share	Total monitored	Share
Number of indicators monitored by the name and content (2016)	27	11.2%	27	11.2%
Number of indicators for which there is an alternative according to the content (2016)	34	14.1%	<b>61</b>	<b>25.3%</b>
Number of indicators the introduction of which is planned until 2018	38	15.8%	99	41.1%
Number of indicators the introduction of which is planned until 2020	22	9.1%	121	50.2%
Number of indicators the introduction of which is planned until 2022	36	14.9%	157	65.1%
Number of indicators the introduction of which is planned until 2024	23	9.5%	<b>180</b>	<b>74.7%</b>
<b>Total number of indicators on the UN list</b>	<b>241</b>	<b>100%</b>		

**Table 5-3 NSSD Montenegro: Integrated monitoring framework per areas**

	HUMAN RESOURCES	SOCIAL RESOURCES	NATURAL RESOURCES	ECONOMIC RESOURCES	UPRAVLJANJE ZA ODRŽIVI RAZVOJ	FINANSIRANJE ZA OR
<b>SDGs indicators (241)</b>	42 (17%)	61 (25%)	28 (12%)	35 (15%)	48 (20%)	27(11%)
<b>National indicators (273)</b>	50	66	52	97	8	-
<b>International indicators (33)</b>	4	7	8	3	7	4
<b>Cumulative indicators (10)</b>	Human Development Index (NHDI)	Gender Inequality Index Social Progress Index	Ecological Footprint DMC Land Consumption	Resource Productivity Genuine Progress Indicator	Environmental Democracy Index Environmental Policy Index	None

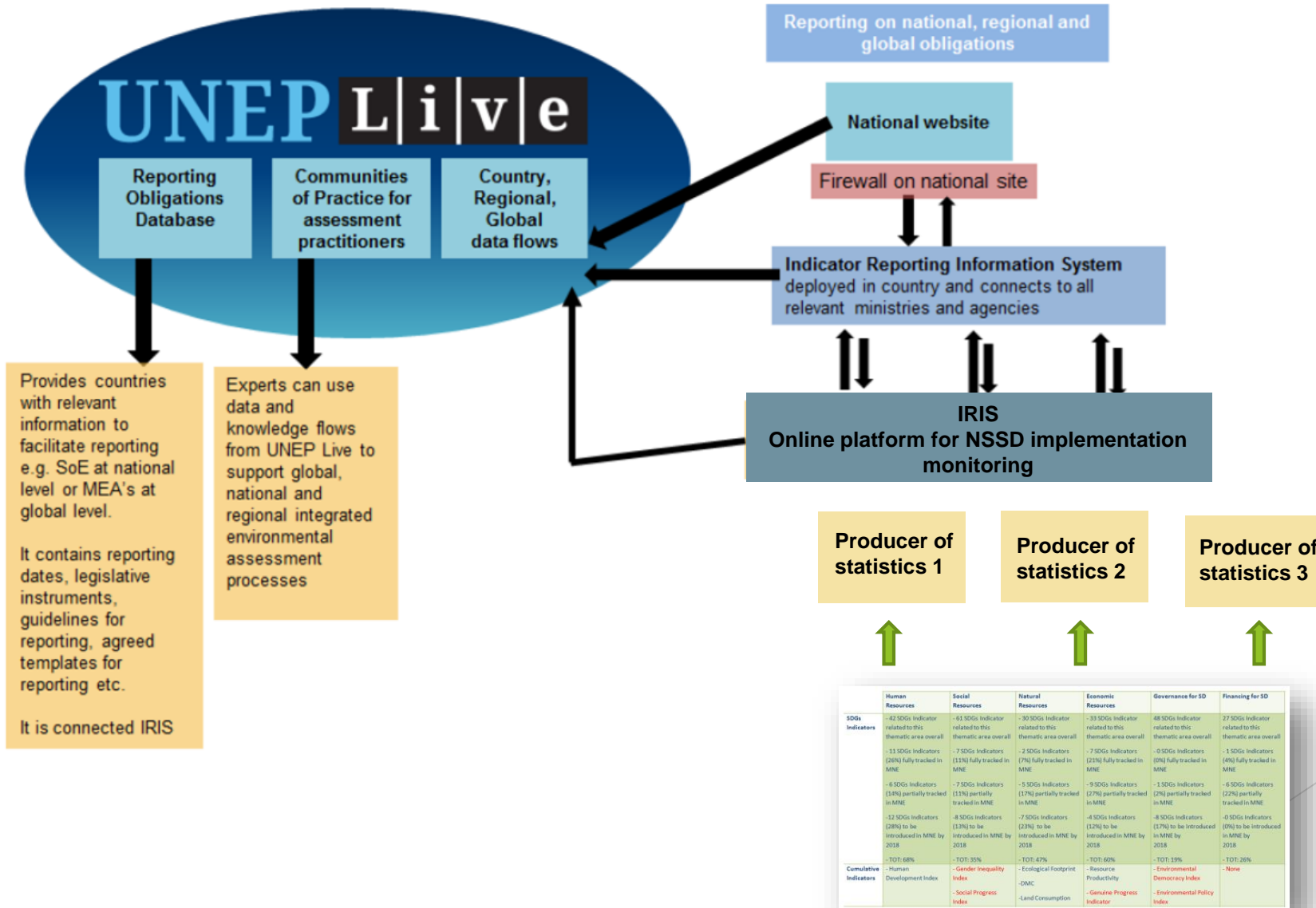


# OVERVIEW OF THE STATISTICAL DATA PRODUCERS

OFFICIAL STATISTICAL PRODUCERS IN MNE				INSTITUTIONS THAT SHOULD APPLY FOR THE DATA VALIDATION BY MONSTAT		
Institution		Official producer	Number of UN indicators for which the institution is responsible(105)	Institution		Number of UN indicators for which the institution is responsible (49)
1	Statistical Office of Montenegro, MONSTAT	YES	52	1	Agency for Electronic Communications and Postal Services	1
2	Central bank of Montenegro	YES	7	2	Biotechnical faculty	2
3	Health Insurance Funduranje	YES	1	3	Public Procurement Administration	1
4	Institute for Public Health	YES	20	4	Institute of Marine Biology Kotor	4
5	Ministry of Finance	YES	19	5	Ministry of Economy	5
6	Ministry of Science	YES	3	6	Ministry of Agriculture and Rural Development	8
7	Tax Administration	YES	1	7	Ministry of Justice	1
8	Customs Administration	YES	1	8	Ministry of Education	7
INSTITUTIONS THAT SHOULD APPLY FOR THE STATUS OF OFFICIAL STATISTICAL PRODUCER (26)				9	Ministry of labour and Social Welfare	2
				10	Ministry of Transport and Maritime Affairs	1
				11	Ministry for Human and Minority Rights	6
				12	Ministry of Health	3
1	Environment Protection Agency	NO	10	13	Ministry of Foreign Affairs and European Integration	1
2	Ministry for Sustainable Development and Tourism	NO	16	14	Ministry of Interior	6
26 DATA PRODUCERS - 180 SDG INDICATORS				15	Protector of Human Rights and Freedoms	1
				16	Real Estate Administration	1

# SCHEMATIC REPRESENTATION OF FUNCTIONING OF THE SYSTEM FOR MONITORING OF NSSD IMPLEMENTATION (IRIS)

Data visualization and publication



Data visualization and publication

**Indicator Reporting Information System (IRIS)**

	Human Resources	Social Resources	Natural Resources	Economic Resources	Governance for SD	Financing for SD
<b>SDGs Indicators</b>	- 42 SDGs Indicator related to this thematic area overall - 11 SDGs Indicators (26%) fully tracked in MNE - 6 SDGs Indicators (14%) partially tracked in MNE - 12 SDGs Indicators (28%) to be introduced in MNE by 2018 - TOT: 68%	- 61 SDGs Indicator related to this thematic area overall - 7 SDGs Indicators (11%) fully tracked in MNE - 7 SDGs Indicators (11%) partially tracked in MNE - 8 SDGs Indicators (13%) to be introduced in MNE by 2018 - TOT: 35%	- 30 SDGs Indicator related to this thematic area overall - 2 SDGs Indicators (7%) fully tracked in MNE - 5 SDGs Indicators (17%) partially tracked in MNE - 7 SDGs Indicators (23%) to be introduced in MNE by 2018 - TOT: 47%	- 33 SDGs Indicator related to this thematic area overall - 7 SDGs Indicators (21%) fully tracked in MNE - 9 SDGs Indicators (27%) partially tracked in MNE - 4 SDGs Indicators (12%) to be introduced in MNE by 2018 - TOT: 60%	- 48 SDGs Indicator related to this thematic area overall - 9 SDGs Indicators (6%) fully tracked in MNE - 1 SDGs Indicators (2%) partially tracked in MNE - 8 SDGs Indicators (17%) to be introduced in MNE by 2018 - TOT: 13%	- 27 SDGs Indicator related to this thematic area overall - 1 SDGs Indicators (4%) fully tracked in MNE - 6 SDGs Indicators (22%) partially tracked in MNE - 0 SDGs Indicators (0%) to be introduced in MNE by 2018 - TOT: 26%
<b>Cumulative Indicators</b>	- Human Development Index	- Gender Inequality Index - Social Progress Index	- Ecological Footprint - DMG - Land Consumption	- Resource Productivity - Genuine Progress Indicator	- Environmental Democracy Index - Environmental Policy Index	- None

# Next Steps

- 1. Priority institutional issues**
- 2. Programme budgeting**
- 3. Strengthening NSSD monitoring mechanisms**
- 4. Harmonization of sectoral strategies with the 2030 NSSD**
- 5. Successful implementation of the 2030 NSSD/ partnerships**

# KEY GOVERNANCE ISSUES

- ▶ Reforms of the National Council - an advisory body of the Government of Montenegro grows into the **Council of State**, with additional strengthened participation of civil, business and scientific sectors.
- ▶ **Strengthening the role of the Parliament of Montenegro in the implementation of policies for sustainable development of Montenegro - informing the Parliament of Montenegro on the implementation progress of the NSSD by 2030.**
- ▶ Establishment of the **Council for Sustainable Development at the local level**, in particular in order to harmonize strategic development plans of municipalities with the requirements of the NSSD.
- ▶ The Central Unit for the implementation of sustainable development policy: **Sustainable Development Office/Office of the Prime Minister, Ministry for the implementation of the Agenda 2030.**
- ▶ **An official at the Ministry of Finance for the financing of SD/for AAAA; officials in departments responsible for the SD.**



# SELECTED PRIORITY ISSUES OF NSSD

## ▶ STATISTICS

- ❖ MONSTAT, Central bank, Ministry of finance, Institute for Public Health, Customs Administration, Tax Administration, Health Insurance Fund, Ministry of Science - producers of **official statistics** relevant for the UN indicators of sustainable development;
- ❖ Proposal in the NSSD to establish 17 new **administrative producers of statistics** for the UN indicators of sustainable development;
- ❖ The new commitments will require amendments to the Law on Statistics and Statistical Research Programme;

## ➤ **ESTABLISHMENT OF THE INFORMATION SYSTEM** to support the reporting system for the implementation of the NSSD/UN Agenda for Sustainable Development - e.g. IRIS/UNEP-Live

- **The growth of budget allocations** for statistical monitoring and the establishment of reporting using the UN indicators

