

Report on the Central Government Debt as of 30 Jun 2017

Total Central Government debt as of 30 Jun 2017 was 2.483,05 million euro or 57,76% BDP-a. Foreign debt was 2.008,93 million euro, while the domestic debt was 474,12 million euro and deposit amounted 56,86 million euro.

Table 1: Central Government debt stock as of

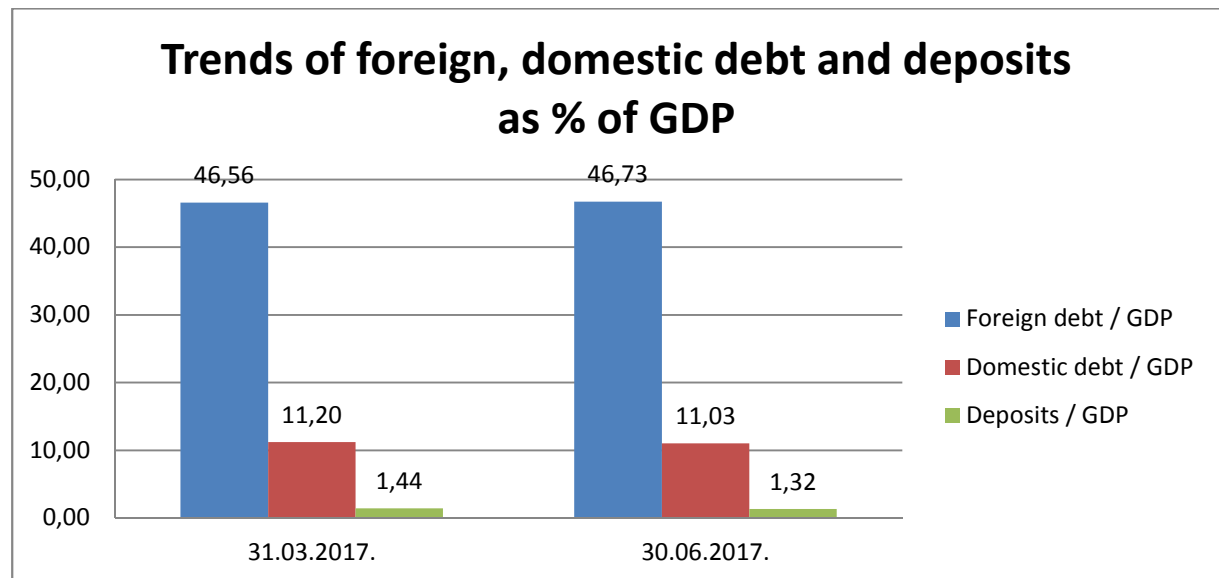
	31.03.2017.	30.06.2017.
Total Central Government Debt	2.482,99	2.483,05
Total Central Government Debt/GDP	57,76%	57,76 %
Deposits	61,75	56,86
Total Central Government debt (including deposits)	2.421,24	2.426,19
TOTAL Central Government Debt/GDP (including deposits)	56,32%	56,44%

Table 2: Foreign debt stock

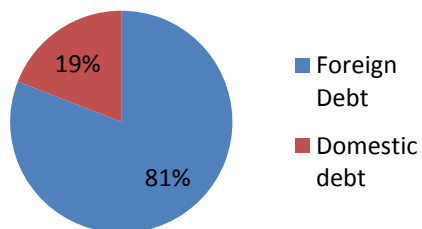
	31.03.2017.	30.06.2017.
GDP	4.299,00	4.299,00
Creditor	Debt stock	Debt stock
International Bank for Reconstruction and Development (IBRD)	211,15	204,93
Member states of the Paris Club of Creditors	92,80	91,12
International Development Association (IDA)	53,63	49,08
European Investment Bank (EIB)	104,53	102,18
European Bank for Reconstruction and Development (EBRD)	14,71	14,14
Council of Europe Development Bank (CEB)	22,53	22,22
European Commission	2,60	2,30
Reconstruction Credit Bank (KfW) – Germany	44,19	42,02
Hungarian loan	6,27	6,12
Polish loan	6,94	6,59
French loan – NATIXIS	5,51	5,14
EUROFIMA	9,35	9,14
Czech EXIM Bank	4,36	3,08
Steiermarkische Bank und Sparkassen AG	8,80	8,80
Erste Bank	6,00	3,00
Credit Suisse Bank	128,00	146,44
China EXIM Bank	192,09	204,62
Instituto del credito oficial (ICO) - Spanish loan	3,85	3,62
Austrian loan	4,37	4,37
EUROBOND	1.080,00	1.080,00
Foreign Debt	2.001,67	2.008,93
Foreign Debt/GDP	46,56%	46,73%

Table 3: Domestic debt stock

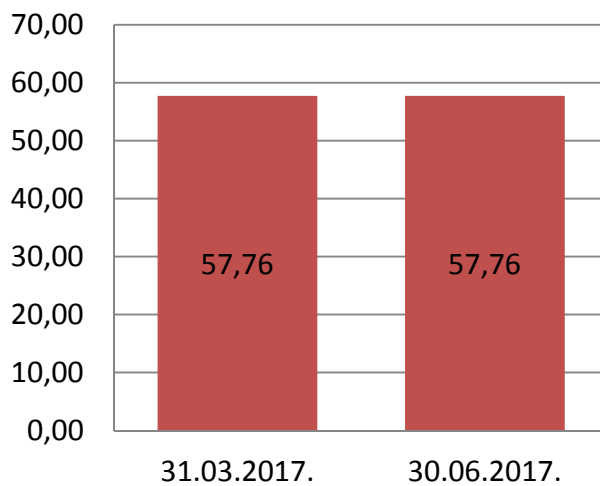
	31.03.2017.	30.06.2017
GDP	4.299,00	4.299,00
Creditor	Debt stock	Debt stock
Foreign currency savings	29,03	27,53
Restitution obligations	90,62	90,09
Credits from commercial banks	123,34	118,69
Pensions in arrear	1,79	1,79
Treasury bills	104,53	102,53
Bonds for the Labour Fund	1,37	1,37
Domestic bonds - GB14	11,59	11,59
Domestic bonds - GB16	80,41	80,41
Legal persons and business organisations	38,64	40,12
Domestic debt	481,32	474,12
Domestic debt/GDP	11,20%	11,03%



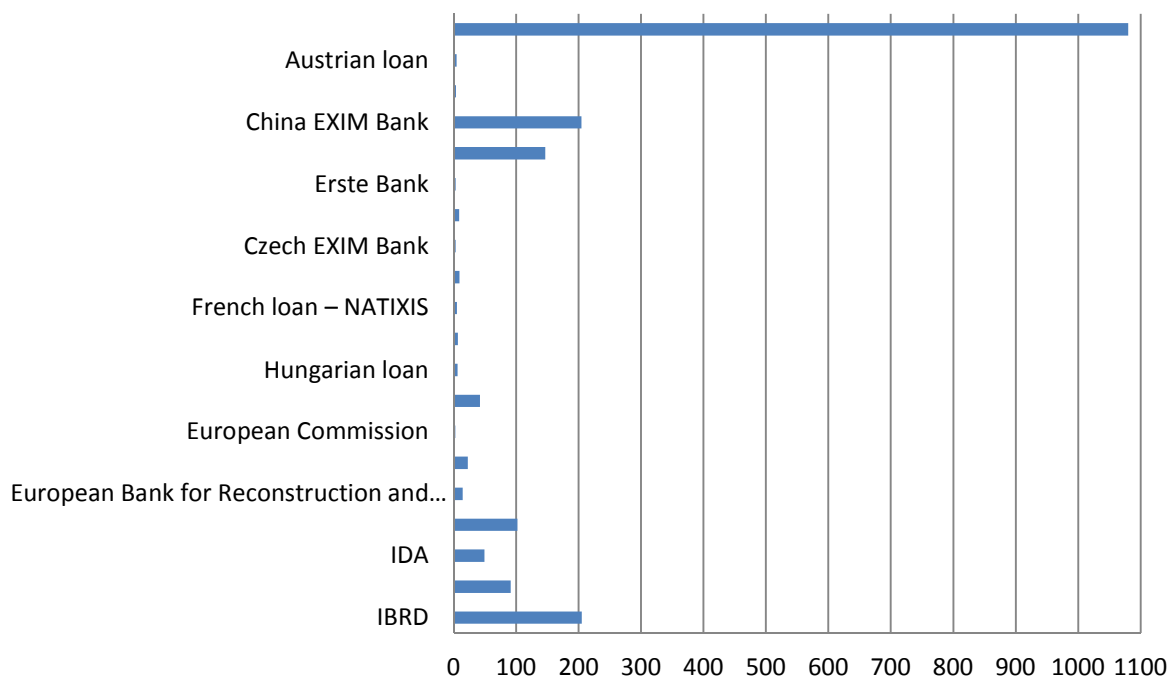
Share of domestic and foreign debt



Domestic debt/GDP



Foreign debt stock by creditor, in million euro



Domestic debt stock by creditor, in million euro

